

THE THIRTY-FOURTH LEGISLATURE OF AMERICAN SAMOA

Fourth Regular Session

Begun and held at Fagatogo, Tutuila, American Samoa
on Monday, the eleventh day of July
two thousand and sixteen

AN ACT PROVIDING FOR THE APPROPRIATION OF THE AMERICAN SAMOA
GOVERNMENT ANNUAL BUDGET FOR FISCAL YEAR 2017 AND FOR AN
EARLY EFFECTIVE DATE.

Preamble:

This act becomes effective immediately upon passage by the Legislature and
approval by the Governor in order to provide for timely and necessary funding for
government operations.

BE IT ENACTED BY THE LEGISLATURE OF AMERICAN SAMOA:

CHAPTER 1
GENERAL PROVISIONS

Section 1. Sources of projected revenue.

The sources of projected revenue identified for appropriation in the
American Samoa Government Annual Budget for Fiscal Year 2017 by this act are
as follows:

a. Local Revenue:

Table with 2 columns: Revenue Source and Amount. Rows include Taxes (\$67,546,500), Licenses and Permits (\$1,300,000), Fees and Fines (\$5,200,000), Charges for Services (\$6,700,000), Miscellaneous (\$3,853,000), Total Indirect Costs (\$5,300,000), Total Transfers-In (\$4,500,000), and Total Local Revenue (\$94,399,500).

b. (1) D.O.I.: Grant-in Aid (Basic Operation).....\$ 23,021,000

(2) Capital Improvement Projects.....\$ 9,613,000

c. Special Federal Grants.....\$104,720,500

d. Enterprise Funds.....\$148,733,500

Total projected revenue sources in
Fiscal Year 2017.....\$ 380,487,500

**Sec 2. Unbudgeted revenue—Identification and appropriation.**

In the event that the American Samoa Government, or any agency thereof, receives during Fiscal Year 2017 revenue from any source not included in the sources of projected revenue identified in this act or which exceeds the projection of any revenue source identified herein, such revenue shall be deemed unbudgeted revenue. It shall be deposited into the general fund and be available for immediate appropriation by the Legislature without waiting for the end of the fiscal year.

Unbudgeted revenue received during Fiscal Year 2017 shall not be expended for any purpose unless first authorized and appropriated by the Legislature. The Governor shall notify the Legislature promptly upon receipt of unbudgeted revenue.

**Sec 3. Deficit.**

If the government's financial and budget officers determine that actual revenue will fall short of the projected revenue appropriated by this act by greater than two percent for the fiscal year, the Governor shall immediately notify the Legislature. He shall then submit proposed agency program plan changes, reprogramming legislation or supplemental appropriations to adjust to the deficit. Proposed changes or reprogramming shall detail the reduction in expenditures required to assure that actual revenues equal actual expenditures.

**Sec 4. Lapses.**

All revenue appropriated by this act that has not been expended, obligated for expenditure, or otherwise carried forward to future fiscal years by the close of Fiscal Year 2017 reverts to the General Fund and may not be expended until further appropriation by the Legislature.

**CHAPTER II**

**Section 1. Appropriation of budget.**

The American Samoa Government Fiscal Year 2017 Annual Budget is hereby approved and appropriated and the designated agencies are authorized to expend such funds specifically as follows:

**American Samoa Government**  
**Estimated Appropriable Revenues**  
**Final Budget Fiscal Year 2017**

Revenue Sources	Actual FY 2014 Audited	Actual FY 2015 Audited	Estimated FY 2016 Estimated	Estimated FY 2017 Estimated
<b>Taxes:</b>				
Corporate Taxes	14,905,400	15,078,200	14,000,000	15,146,500
Individual Income Taxes	23,921,900	30,012,800	24,500,000	25,000,000
Excise Taxes - general	20,725,300	18,762,700	24,000,000	23,500,000
Soda Tax	2,227,600	2,034,600	2,500,000	2,500,000
Cover-Over	2,319,600	1,315,700	1,500,000	1,400,000
<b>Sub-Total Taxes</b>	<b>64,099,800</b>	<b>67,204,000</b>	<b>66,500,000</b>	<b>67,546,500</b>
<b>Licenses and Permits</b>	<b>1,145,000</b>	<b>1,030,900</b>	<b>1,300,000</b>	<b>1,300,000</b>
<b>Fees and Fines</b>	<b>2,847,200</b>	<b>3,102,400</b>	<b>3,200,000</b>	<b>5,200,000</b>
<b>Charges for Services:</b>				
Port Administration	3,216,200	3,492,200	3,800,000	3,800,000
Rents & Leases	1,256,300	1,698,600	1,400,000	1,700,000
Sports Complex	317,900	-	400,000	-
Others	897,700	1,041,000	1,200,000	1,200,000
<b>Sub-Total Charges for Services</b>	<b>5,688,100</b>	<b>6,231,800</b>	<b>6,800,000</b>	<b>6,700,000</b>
<b>Miscellaneous:</b>				
Interest Income	35,100	10,400	53,000	53,000
Judgments & Settlements	8,200	1,967,400	500,000	500,000
Others	4,351,700	2,602,500	3,300,000	3,300,000
<b>Sub-Total Miscellaneous</b>	<b>4,395,000</b>	<b>4,580,300</b>	<b>3,853,000</b>	<b>3,853,000</b>
<b>Interdepartmental Charges</b>				
Indirect Cost	4,937,500	4,704,100	5,300,000	5,300,000
<b>Sub-Total Interdepartmental Charges</b>	<b>4,937,500</b>	<b>4,704,100</b>	<b>5,300,000</b>	<b>5,300,000</b>
<b>Transfers-In:</b>				
JROTC Reimb. (Special Federal Grants)	1,220,300	660,300	1,300,000	1,000,000
School Repair	1,458,600	1,527,600	1,500,000	1,500,000
Debt Service Fund - Excise Tax	5,496,000	8,799,200	2,500,000	2,000,000
Transfer In - Other Funds	2,501,200	-	-	-
Interior Grant in Aid	12,639,000	8,410,500	13,763,000	13,763,000
<b>Sub-Total Transfers In</b>	<b>23,315,100</b>	<b>19,397,600</b>	<b>19,063,000</b>	<b>18,263,000</b>
<b>Sub-Total Local Revenues:</b>	<b>106,427,700</b>	<b>106,251,100</b>	<b>106,016,000</b>	<b>108,162,500</b>

**AMERICAN SAMOA GOVERNMENT**  
**Proposed Fiscal Year 2017 Final Budget**  
**Appropriation Summary - All Funds**

Department/Agency:	Basic Request	Interior Grant in Aid	Estimated Total	Special Federal Grants	Proposed Budget FY 2017	Approved Budget FY 2016
<b>Education &amp; Culture:</b>						
Department of Education	13,375,000	7,291,000	20,666,000	46,034,500	66,700,500	67,498,000
Scholarship Program	1,800,000	0	1,800,000	0	1,800,000	1,800,000
Office of Public Information	1,403,500	0	1,403,500	638,500	2,042,000	2,025,500
Arts Council	135,000	0	135,000	286,500	421,500	423,500
<b>Total:</b>	<b>16,713,500</b>	<b>7,291,000</b>	<b>24,004,500</b>	<b>46,959,500</b>	<b>70,964,000</b>	<b>71,747,000</b>
<b>Health:</b>						
Department of Public Health	2,219,500	0	2,219,500	8,987,000	11,206,500	11,347,000
Territorial Admin. on Aging	355,500	0	355,500	2,310,500	2,666,000	2,664,000
Dept. of Human & Social Services	0	0	0	21,702,000	21,702,000	22,700,500
Vocational Rehabilitation (Governor)	50,000	0	50,000	1,270,500	1,320,500	1,348,000
Medicaid State Agency	390,000	0	390,000	793,000	1,183,000	980,000
Office of Protection & Advocacy	0	0	0	710,000	710,000	695,500
<b>Total:</b>	<b>3,015,000</b>	<b>0</b>	<b>3,015,000</b>	<b>35,773,000</b>	<b>38,788,000</b>	<b>39,735,000</b>
<b>Economic Development</b>						
Dept of Agriculture	1,118,000	0	1,118,000	112,000	1,230,000	1,118,000
Department of Commerce	639,000	0	639,000	3,344,000	3,983,000	4,744,500
Marine & Wildlife	243,000	0	243,000	3,804,000	4,047,000	3,646,500
Visitor's Bureau	751,500	0	751,500	0	751,500	751,500
<b>Total:</b>	<b>2,751,500</b>	<b>0</b>	<b>2,751,500</b>	<b>7,260,000</b>	<b>10,011,500</b>	<b>10,260,500</b>
<b>Conservation &amp; Environment</b>						
Environmental Prot. Agency	0	0	0	1,815,500	1,815,500	1,794,000
Territorial Energy Office	0	0	0	578,500	578,500	578,500
Historical Preservation (Governor)	0	0	0	396,500	396,500	415,000
Tamaligi Project (Governor)	0	0	0	0	0	300,000
Department of Parks & Recreation	850,500	0	850,500	0	850,500	850,500
<b>Total:</b>	<b>850,500</b>	<b>0</b>	<b>850,500</b>	<b>2,790,500</b>	<b>3,641,000</b>	<b>3,938,000</b>
<b>Transportation</b>						
Port Administration	2,054,000	739,000	2,793,000	0	2,793,000	2,793,000
<b>Total:</b>	<b>2,054,000</b>	<b>739,000</b>	<b>2,793,000</b>	<b>0</b>	<b>2,793,000</b>	<b>2,793,000</b>
<b>Public Safety</b>						
Department of Public Safety	4,783,000	1,388,000	6,171,000	0	6,171,000	6,171,000
Department of Homeland Security	809,000	0	809,000	2,903,000	3,712,000	2,997,000
Highway Safety	0	0	0	798,000	798,000	745,000
MCSAP	0	0	0	350,000	350,000	353,500
Boating Safety	0	0	0	523,000	523,000	952,000
USDA Fire Protection	0	0	0	30,000	30,000	30,000
CJPA/Anti-Drug	143,500	0	143,500	2,327,500	2,471,000	1,717,000
<b>Total:</b>	<b>5,735,500</b>	<b>1,388,000</b>	<b>7,123,500</b>	<b>6,931,500</b>	<b>14,055,000</b>	<b>12,965,500</b>

Department/Agency:	Basic Request	Interior Grant in Aid	Estimated Total	Special Federal Grants	Proposed Budget FY 2017	Approved Budget FY 2016
<b>General Government</b>						
Office of the Governor	4,557,000	0	4,557,000	0	4,557,000	4,557,000
Dept. Administrative Svcs.	900,000	0	900,000	0	900,000	900,000
Office of Procurement	1,271,000	0	1,271,000	0	1,271,000	1,271,000
Office of Property Management	452,500	0	452,500	0	452,500	452,500
Dept. of Treasury	5,000,000	0	5,000,000	0	5,000,000	5,000,000
Dept. of Public Works	4,644,500	2,626,000	7,270,500	393,500	7,664,000	7,270,500
Dept. of Legal Affairs	1,570,000	854,000	2,424,000	0	2,424,000	2,424,000
Office of Local Government	2,175,000	0	2,175,000	0	2,175,000	2,175,000
Dept. of Human Resources	1,400,000	0	1,400,000	512,000	1,912,000	1,841,000
Workmen's Compensation Office	180,000	0	180,000	0	180,000	180,000
Office of Public Defender	436,500	0	436,500	0	436,500	436,500
Office of the Election	609,500	0	609,500	0	609,500	615,000
Office of the Territorial Audit	372,500	0	372,500	0	372,500	408,000
Dept. of Youth & Women's Affairs	576,000	0	576,000	0	576,000	576,000
Administrative Law Judge	260,000	0	260,000	0	260,000	260,000
Office of Program Plnng. & Budget	720,000	0	720,000	0	720,000	720,000
Faleti Barstow Public Library	346,500	0	346,500	80,000	426,500	426,500
<b>Total:</b>	<b>25,471,000</b>	<b>3,480,000</b>	<b>28,951,000</b>	<b>985,500</b>	<b>29,936,500</b>	<b>29,513,000</b>

<b>Sub-Total Programs</b>	<b>56,591,000</b>	<b>12,898,000</b>	<b>69,489,000</b>	<b>100,700,000</b>	<b>170,189,000</b>	<b>170,952,000</b>
---------------------------	-------------------	-------------------	-------------------	--------------------	--------------------	--------------------

Department/Agency:	Basic Request	Interior Grant in Aid	Estimated Total	Special Federal Grants	Proposed Budget FY 2017	Approved Budget FY 2016
Legislature of Am. Samoa	6,916,500	0	6,916,500	0	6,916,500	6,916,500
High Court	0	865,000	865,000	0	865,000	865,000
Local Judiciary	2,016,000	0	2,016,000	0	2,016,000	2,016,000
<b>Sub-Total Fono &amp; Judiciary</b>	<b>8,932,500</b>	<b>865,000</b>	<b>9,797,500</b>	<b>0</b>	<b>9,797,500</b>	<b>9,797,500</b>

<b>TOTAL:</b>	<b>65,523,500</b>	<b>13,763,000</b>	<b>79,286,500</b>	<b>100,700,000</b>	<b>179,986,500</b>	<b>180,749,500</b>
---------------	-------------------	-------------------	-------------------	--------------------	--------------------	--------------------

Special Programs:	Basic Request	Interior Grant in Aid	Estimated Total	Special Federal Grants	Proposed Budget FY 2017	Approved Budget FY 2016
Hospital Authority GF Subsidy	6,000,000	0	6,000,000	0	6,000,000	6,000,000
Board of Higher Ed. GF Subsidy	3,000,000	0	3,000,000	0	3,000,000	3,000,000
Airport GF Subsidy	1,000,000	0	1,000,000	0	1,000,000	1,000,000
Sports Complex Subsidy	300,000	0	300,000	0	300,000	300,000
Housing Division GF Subsidy	250,000	0	250,000	0	250,000	200,000
Shipyards Authority Subsidy	200,000	0	200,000	0	200,000	0
Local Road Maintenance Subsidy	800,000	0	800,000	0	800,000	800,000
Farm Subsidy Program	100,000	0	100,000	0	100,000	100,000
Fishing Subsidy Program	100,000	0	100,000	0	100,000	100,000
Amerika Samoa Humanities Subsidy	50,000	0	50,000	0	50,000	0
Governor's Contingency Fund	300,000	0	300,000	0	300,000	300,000
Small Village/Water Fund	150,000	0	150,000	0	150,000	150,000
Language, Cultural & Art Dev.	0	0	0	0	0	150,000
ASG System Contract (IFAS)	425,000	0	425,000	0	425,000	425,000
ASG Audit Contract	400,000	0	400,000	0	400,000	400,000
Ceremonial Activities	450,000	0	450,000	0	450,000	450,000
Insurance Premiums	1,250,000	0	1,250,000	0	1,250,000	1,250,000
Swains Island Transportation	50,000	0	50,000	0	50,000	50,000
Territorial Election	300,000	0	300,000	0	300,000	200,000
EOB Electricity/Water Fund	700,000	0	700,000	0	700,000	699,000
EOB Maintenance	400,000	0	400,000	0	400,000	500,000
Debt Service	2,000,000	0	2,000,000	0	2,000,000	2,500,000
Claims & Damages	150,000	0	150,000	0	150,000	150,000
Manu'a Development/Maintenance	400,000	0	400,000	0	400,000	500,000
Manu'a Transportation	350,000	0	350,000	0	350,000	350,000
ASG Construction/School Main. Proj.	500,000	0	500,000	0	500,000	500,000
High Sch. Gymnasium Improvements	500,000	0	500,000	0	500,000	500,000
ASG Local Fleet Fuel	500,000	0	500,000	0	500,000	500,000
DPS Law Enforcement	200,000	0	200,000	0	200,000	100,000
Immigration Computer Sys. Upgrade	100,000	0	100,000	0	100,000	100,000
Veterans Stadium Improvements	200,000	0	200,000	0	200,000	300,000
Governor's Internship Program	500,000	0	500,000	0	500,000	0
AS History Book Project(Centennial bk)	200,000	0	200,000	0	200,000	200,000
Summer Youth Employment Program	250,000	0	250,000	0	250,000	250,000
Adopt-A-School	100,000	0	100,000	0	100,000	100,000
Island Beautification	100,000	0	100,000	0	100,000	150,000
American Samoa Fishery Task Force	100,000	0	100,000	0	100,000	100,000
LBJ Staff Development	100,000	0	100,000	0	100,000	0
Legislature Sam. Hale restoration & Main.	700,000	0	700,000	0	700,000	500,000
American Samoa Bowl - Jr. Prep. Sports	150,000	0	150,000	0	150,000	100,000
Disaster Relief	200,000	0	200,000	0	200,000	200,000
Former Govs & Surviving Spouses allow.	51,000	0	51,000	0	51,000	51,000
Am. Samoa Water Conservation Prg.	50,000	0	50,000	0	50,000	50,000
Stray Dog Eradication	50,000	0	50,000	0	50,000	50,000
Western Youth Multipurpose Center	600,000	0	600,000	0	600,000	150,000
Political Appointees' Leave Payout	1,000,000	0	1,000,000	0	1,000,000	0
Fiji Medical Staff Training	100,000	0	100,000	0	100,000	0
ASG Membership Dues/Fees	200,000	0	200,000	0	200,000	0
LBJ New Med. Cent. Feasibility & Design	300,000	0	300,000	0	300,000	0

Governor's Mansion restoration	500,000	0	500,000	0	500,000	0
American Samoa Museum restoration	500,000	0	500,000	0	500,000	0
Economic Dev./Private Sector Initiative	0	0	0	0	0	500,000
Rainmaker site Beautification	0	0	0	0	0	100,000
Faleasao Wharf Dredging	0	0	0	0	0	1,500,000
Federal Matching Subsidy	0	0	0	0	0	500,000
Judiciary Professional Development	0	0	0	0	0	200,000
Coastline Guardrails	0	0	0	0	0	400,000
Matafao Elementary Shoreline Protection	0	0	0	0	0	100,000
Vatla Village Shoreline Protection	0	0	0	0	0	100,000
LBJ Dialysis Staff Training	0	0	0	0	0	250,000
Local Matching for FAA Funds	2,000,000	0	2,000,000	0	2,000,000	0
<b>Total Special Programs:</b>	<b>23,876,000</b>	<b>0</b>	<b>28,876,000</b>	<b>0</b>	<b>28,876,000</b>	<b>27,125,000</b>

<b>Total Basic Operation:</b>	<b>94,399,500</b>	<b>13,763,000</b>	<b>108,162,500</b>	<b>100,700,000</b>	<b>208,862,500</b>	<b>207,874,500</b>
-------------------------------	-------------------	-------------------	--------------------	--------------------	--------------------	--------------------

<b>Total Capital Imp. Projects:</b>	<b>0</b>	<b>9,613,000</b>	<b>9,613,000</b>	<b>0</b>	<b>9,613,000</b>	<b>10,047,000</b>
-------------------------------------	----------	------------------	------------------	----------	------------------	-------------------

<b>Total Appropriation Fund:</b>	<b>94,399,500</b>	<b>23,376,000</b>	<b>117,775,500</b>	<b>100,700,000</b>	<b>218,475,500</b>	<b>217,921,500</b>
----------------------------------	-------------------	-------------------	--------------------	--------------------	--------------------	--------------------

Enterprise Funds	Basic Request	Interior Grant in Aid	Estimated Total	Special Federal Grants	Proposed Budget FY 2017	Approved Budget FY 2016
Hospital Authority	35,820,000	7,900,000	43,720,000	400,000	44,120,000	40,001,000
Board of Higher Education	3,687,000	1,358,000	5,045,000	3,620,500	8,665,500	9,300,000
Electric Utility - ASPA	47,096,500	0	47,096,500	0	47,096,500	85,650,500
Water Utility - ASPA	16,378,000	0	16,378,000	0	16,378,000	17,912,500
Wastewater Division - ASPA	12,767,000	0	12,767,000	0	12,767,000	17,258,000
Solid Waste - ASPA	4,341,500	0	4,341,500	0	4,341,500	3,775,000
TeleCommunication Authority	16,000,000	0	16,000,000	0	16,000,000	16,000,000
Pago Pago International Airport	3,215,000	0	3,215,000	0	3,215,000	3,215,000
Public Market	116,500	0	116,500	0	116,500	136,500
Driver Training	88,000	0	88,000	0	88,000	102,000
Road Maintenance	600,000	0	600,000	0	600,000	600,000
Sports Complex	308,000	0	308,000	0	308,000	308,000
Housing - DAS	400,000	0	400,000	0	400,000	367,500
Print Shop	260,000	0	260,000	0	260,000	250,500
Industrial Park	670,000	0	670,000	0	670,000	670,000
AS Shipyard Services Authority	2,877,500	0	2,877,500	0	2,877,500	1,877,500
ASPC/OPM/TOFR/ASDRO	4,108,500	0	4,108,500	0	4,108,500	4,108,500
<b>Total Enterprise Funds:</b>	<b>148,733,500</b>	<b>9,258,000</b>	<b>157,991,500</b>	<b>4,020,500</b>	<b>162,012,000</b>	<b>201,532,500</b>

<b>GRAND TOTAL:</b>	<b>243,133,000</b>	<b>32,634,000</b>	<b>275,767,000</b>	<b>104,720,500</b>	<b>380,487,500</b>	<b>419,454,000</b>
---------------------	--------------------	-------------------	--------------------	--------------------	--------------------	--------------------

**American Samoa Government**

**Fiscal Year 2017 Final Budget**

**Object Class Summary**

Department/Agency	Personnel Services	Materials Supplies	Contractual Services	Travel	All Others	Equipment	Total
Department of Education	19,514,500	123,500	143,500	24,500	860,000	0	20,666,000
Scholarship Fund	0	0	0	100,000	1,700,000	0	1,800,000
Office of Public Information	1,016,500	9,500	70,000	15,000	286,500	6,000	1,403,500
Dept. of Public Health	1,852,500	30,000	15,000	10,000	310,000	2,000	2,219,500
Dept. of Agriculture	1,010,000	14,500	36,500	5,000	52,000	0	1,118,000
Department of Commerce	499,000	21,000	38,000	41,000	40,000	0	639,000
Marine & Wildlife Resources	129,000	15,000	7,500	10,000	51,500	30,000	243,000
Visitor's Bureau	303,000	83,000	64,500	80,000	219,000	2,000	751,500
Dept. of Parks & Recreation	736,500	19,000	28,500	10,500	56,000	0	850,500
Dept. of Port Administration	1,913,000	118,000	341,500	32,000	384,500	4,000	2,793,000
Dept. of Public Safety	5,559,000	117,000	2,000	0	493,000	0	6,171,000
Homeland Security (OTICIDE)	693,500	11,000	25,000	0	79,500	0	809,000
Office of the Governor	2,871,000	81,500	485,500	345,000	627,500	146,500	4,557,000
Administrative Services	944,000	3,000	21,000	10,000	22,000	0	900,000
Office of Procurement	1,156,000	14,000	25,000	20,000	52,000	4,000	1,271,000
Office of Property Mgmt.	416,500	3,000	3,000	3,500	26,500	0	452,500
Dept. of Treasury	4,799,500	45,500	15,000	30,000	110,000	0	5,000,000
Dept. of Public Works	6,082,000	509,500	450,000	14,500	214,500	0	7,270,500
Dept. of Legal Affairs	2,226,000	6,000	23,500	36,000	132,500	0	2,424,000
Dept. of Local Government	2,131,000	2,000	4,000	10,000	23,000	5,000	2,175,000
Dept. of Human Resources	1,350,000	14,000	4,500	9,000	22,500	0	1,400,000
Workmen's Compensation Office	113,000	7,500	11,000	22,000	0	26,500	180,000
Office of Public Defender	366,500	6,500	4,000	19,500	40,000	0	436,500
Office of the Election	580,500	2,500	5,000	0	21,500	0	609,500
Office of the Territorial Audit	323,500	1,000	500	3,500	39,000	0	372,500
Office of Youth & Women's Aff.	418,000	14,000	21,000	24,000	96,500	2,500	576,000
Arts Council (Local)	111,500	0	0	0	23,500	0	135,000
Criminal Justice (Local)	138,500	0	0	0	5,000	0	143,500
T.A.O.A. (local)	334,500	10,000	0	1,500	9,500	0	355,500
Vocational Rehabilitation (Local)	0	50,000	0	0	0	0	50,000
Medicaid Agency (Local)	199,000	4,500	140,000	30,000	14,000	2,500	390,000
Administrative Law Judge	180,500	11,500	32,000	10,000	13,000	13,000	260,000
Feleti Barstow Public Library	271,000	9,000	15,000	0	51,500	0	346,500
Office of Planning & Budget	586,500	38,500	22,500	25,000	27,500	20,000	720,000
<b>Sub Total - Executive</b>	<b>58,730,500</b>	<b>1,395,000</b>	<b>2,054,500</b>	<b>941,500</b>	<b>6,103,500</b>	<b>264,000</b>	<b>69,489,000</b>



Department/Agency	Personnel Services	Materials Supplies	Contractual Services	Travel	All Others	Equipment	Total
Legislature	5,102,000	1,216,500	6,000	340,000	235,000	17,000	6,916,500
High Court	792,500	11,000	7,000	24,000	25,000	5,500	865,000
Local Judiciary	1,820,500	47,500	33,000	19,000	96,000	0	2,016,000
<b>Sub Total - Fono &amp; Judiciary</b>	<b>7,715,000</b>	<b>1,275,000</b>	<b>46,000</b>	<b>383,000</b>	<b>356,000</b>	<b>22,500</b>	<b>9,797,500</b>

Special Programs:	Personnel Services	Materials Supplies	Contractual Services	Travel	All Others	Equipment	Total
LBJ General Fund Subsidy	0	0	0	0	6,000,000	0	6,000,000
Board of Higher Ed. GF Subsidy	0	0	0	0	3,000,000	0	3,000,000
Airport GF Subsidy	0	0	0	0	1,000,000	0	1,000,000
GO - Sports Complex Subsidy	0	0	0	0	300,000	0	300,000
Housing Division GF Subsidy	0	0	0	0	250,000	0	250,000
Shipyards Authority Subsidy	0	0	0	0	200,000	0	200,000
Local Road Maintenance Subsidy	0	0	800,000	0	0	0	800,000
Farm Subsidy Program	0	0	0	0	100,000	0	100,000
Fishing Subsidy Program	0	0	0	0	100,000	0	100,000
AS Humanities Subsidy	0	0	0	0	50,000	0	50,000
Governor's Contingency Fund	0	0	300,000	0	0	0	300,000
Small Village/Water Fund	0	0	150,000	0	0	0	150,000
ASG Software Contract (IFAS)	0	0	425,000	0	0	0	425,000
ASG Audit Contract	0	0	400,000	0	0	0	400,000
Ceremonial Activities	0	0	450,000	0	0	0	450,000
Insurance Premium	0	0	1,250,000	0	0	0	1,250,000
Swains Island Transportation	0	0	50,000	0	0	0	50,000
Territorial Election	0	0	300,000	0	0	0	300,000
EOB Electricity / Water	0	0	0	0	700,000	0	700,000
EOB Maintenance	0	0	400,000	0	0	0	400,000
Debt Service	0	0	0	0	2,000,000	0	2,000,000
Claims & Damages	0	0	150,000	0	0	0	150,000
Manu'a Development/Maintenance	0	0	400,000	0	0	0	400,000
Manu'a Transportation	0	0	350,000	0	0	0	350,000
ASG Construction/School Maint.	0	0	500,000	0	0	0	500,000
High Sch. Gymnasium Improvements	0	0	500,000	0	0	0	500,000
ASG Local Fuel Fleet	0	0	500,000	0	0	0	500,000
DPS Law Enforcement	0	0	200,000	0	0	0	200,000
Immigration System Upgrade	0	0	100,000	0	0	0	100,000
Veterans Stadium Upgrade	0	0	200,000	0	0	0	200,000
Economic Dev./Private Sector	0	0	500,000	0	0	0	500,000
American Samoa History Book	0	0	200,000	0	0	0	200,000
Summer Youth Program	0	0	250,000	0	0	0	250,000
Adopt-A-School	0	0	100,000	0	0	0	100,000
Island Beautification	0	0	100,000	0	0	0	100,000

AS Fishery Task Force	0	0	100,000	0	0	0	100,000
LBJ Staff Development/Fiji Med. Training	0	0	100,000	0	0	0	100,000
Legislature Samoan Fale Restoration	0	0	700,000	0	0	0	700,000
American Samoa Bowl-Jr. Prep. Sports	0	0	150,000	0	0	0	150,000
Disaster Relief	0	0	200,000	0	0	0	200,000
Former Governor's Allowance	0	0	0	0	51,000	0	51,000
AS Water Conservation Program	0	0	0	0	50,000	0	50,000
Stray Dog Eradication	0	0	50,000	0	0	0	50,000
Western Youth Multi-Purpose Building	0	0	600,000	0	0	0	600,000
Political Appointees' Payout	0	0	1,000,000	0	0	0	1,000,000
ASG Membership Dues	0	0	200,000	0	0	0	200,000
LBJ New Med. Cent. Feasibility & design	0	0	300,000	0	0	0	300,000
Governor's Mansion restoration project	0	0	500,000	0	0	0	500,000
AS Museum restoration	0	0	500,000	0	0	0	500,000
Fiji Medical Training	0	0	100,000	0	0	0	100,000
Local Matching for FAA Funds	0	0	0	0	2,000,000	0	2,000,000

<b>Sub-Total Special Programs:</b>	<b>0</b>	<b>0</b>	<b>13,075,000</b>	<b>0</b>	<b>15,801,000</b>	<b>0</b>	<b>28,876,000</b>
------------------------------------	----------	----------	-------------------	----------	-------------------	----------	-------------------

<b>Total (Basic Operation)</b>	<b>66,445,500</b>	<b>2,670,000</b>	<b>15,175,500</b>	<b>1,324,500</b>	<b>22,260,500</b>	<b>286,500</b>	<b>108,162,500</b>
--------------------------------	-------------------	------------------	-------------------	------------------	-------------------	----------------	--------------------

Federal Grants:	Personnel Services	Materials Supplies	Contractual Services	Travel	All Others	Equipment	Total
Dept. of Education Grants	23,799,000	13,880,000	2,791,000	464,000	3,986,500	1,114,000	46,034,500
Office of Public Info. Grants	20,500	10,000	33,000	50,000	430,000	95,000	638,500
Arts Council/NEA	170,500	7,500	66,500	6,000	36,000	0	286,500
Public Health Grants	4,625,000	419,000	715,500	373,500	2,549,000	305,000	8,987,000
Territorial Admin. On Aging	1,259,500	12,500	873,500	12,000	150,500	2,500	2,310,500
Human & Social Services	4,098,000	430,000	3,436,000	355,000	13,226,500	156,500	21,702,000
Vocational Rehabilitation	756,500	14,500	290,000	62,500	147,000	0	1,270,500
Medicaid State Agency	315,500	7,000	376,000	71,000	15,500	8,000	793,000
Protection & Advocacy	451,500	36,000	37,500	60,000	94,000	29,000	710,000
Dept. of Commerce Grants	1,126,500	76,000	1,777,000	73,000	263,000	28,500	3,344,000
Dept. of Marine Wildlife Res.	1,712,000	482,500	825,500	315,000	120,000	349,000	3,804,000
AS Environ. Protection Agency	1,510,000	26,500	75,500	61,000	107,500	35,000	1,815,500
Territorial Energy Office	334,000	33,000	34,000	36,000	141,500	0	578,500
Historical Preservation	250,000	8,500	69,000	10,000	56,000	3,000	396,500
Homeland Security	1,112,000	82,000	989,500	140,500	336,000	243,000	2,903,000
Highway Safety	234,500	17,000	235,000	130,000	89,500	92,000	798,000
MCSAP	213,000	11,000	4,500	27,000	61,500	33,000	350,000
Boating Safety/DPS	155,000	50,000	45,000	42,000	50,000	180,000	523,000
USDA - Fire Protection	0	24,000	3,000	0	3,000	0	30,000
CJPA/ Anti-Drug	1,279,000	252,000	374,000	176,500	98,000	148,000	2,327,500
Dept. of Human Resources	335,500	14,600	87,500	28,500	34,400	11,500	512,000

Agriculture Grants	46,500	17,500	13,000	4,000	0	31,000	112,000
Public Works Grants	246,500	18,500	128,500	0	0	0	393,500
Feleti Barstow Library Grant	26,000	10,000	5,000	15,000	24,000	0	80,000
Hospital Authority Grants	237,500	30,500	3,000	73,000	1,000	5,000	400,000
BHE Grants	2,568,500	151,000	67,000	189,000	485,000	160,000	3,620,500
<b>Total Federal Grants:</b>	<b>46,882,500</b>	<b>16,173,100</b>	<b>13,355,000</b>	<b>2,775,500</b>	<b>22,505,400</b>	<b>3,029,000</b>	<b>104,720,500</b>


Enterprise Funds:	Personnel Services	Materials Supplies	Contractual Services	Travel	All Others	Equipment	Total
Hospital Authority	23,560,500	15,694,500	2,689,500	201,500	1,374,000	200,000	43,720,000
Board of Higher Education	3,260,500	190,500	311,000	191,000	1,016,500	75,500	5,045,000
Electric Utility - ASPA	9,749,500	27,416,500	3,790,500	276,000	4,143,000	1,721,000	47,096,500
Water Utility - ASPA	3,987,500	2,494,500	6,447,000	105,000	2,668,000	676,000	16,378,000
Wastewater - ASPA	1,879,500	287,500	9,505,000	91,000	636,000	368,000	12,767,000
Solid Waste - ASPA	533,000	360,500	2,703,000	17,500	148,500	579,000	4,341,500
Telecommunication Authority	5,815,500	820,500	770,000	334,000	6,220,000	2,040,000	16,000,000
Pago Pago International Airport	2,343,000	4,000	233,000	28,500	603,500	3,000	3,215,000
Public Market	92,500	6,500	0	0	15,500	2,000	116,500
Driver's Training	64,500	0	0	0	23,500	0	88,000
Road Maintenance	15,000	200,000	310,000	0	0	75,000	600,000
Sports Complex	303,000	5,000	0	0	0	0	308,000
Housing - DAS	366,000	8,000	0	0	26,000	0	400,000
Print Shop	224,500	20,000	0	0	15,500	0	260,000
Industrial Park	641,500	5,000	16,000	0	7,500	0	670,000
AS Shipyard Services Authority	704,000	500,000	250,000	50,000	1,140,000	233,500	2,877,500
ASPC/OPM/TOFR/ASDRO	703,500	73,500	2,872,500	177,000	182,000	100,000	4,102,500
<b>Total Enterprise:</b>	<b>54,243,500</b>	<b>48,086,500</b>	<b>29,897,500</b>	<b>1,471,500</b>	<b>18,219,500</b>	<b>6,073,000</b>	<b>157,991,500</b>


<b>Capital Improvement:</b>	<b>0</b>	<b>0</b>	<b>9,613,000</b>	<b>0</b>	<b>0</b>	<b>0</b>	<b>9,613,000</b>
-----------------------------	----------	----------	------------------	----------	----------	----------	------------------


<b>GRAND TOTAL:</b>	<b>167,571,500</b>	<b>66,929,600</b>	<b>68,041,000</b>	<b>5,571,500</b>	<b>62,985,400</b>	<b>9,388,500</b>	<b>380,487,500</b>
---------------------	--------------------	-------------------	-------------------	------------------	-------------------	------------------	--------------------

Sec 2. Effective date.

This act is effective immediately upon passage by the Legislature and approval by the Governor due to the need to immediately continue proper budget authority for the government.

  
SAVALI TALAVOU ALE  
Speaker, House of Representatives

  
GAOTEOTE PALAIE TOFAU  
President of the Senate

Hereby Approved this 28th day of September 2016  
  
Governor Of American Samoa

## NOFOAIGA TOLUSEFULU-FA FONOFAITULAFONO AMERIKA SAMOA

## Fono Tele Lona Fa

Nofoa ma usuia i Fagatogo, Tutuila, Amerika Samoa  
 Aso Gafua, aso sefulutasi o Iulai  
 Lua afe sefulu ono

O SE TULAFONO E SAUNIA AI MO LE FA'ASOASOAINA O LE PAKETI FA'ALETAUSAGA A LE MALO O AMERIKA SAMOA MO LE TAUSAGA FA'ALETUPE 2017 MA SE ASO TAUALOA VAVE.

Fa'atomuaga:

O lenei tulafono o le a taualoa vave pe a pasia e le Fono Faitulafono ma fa'amaonia e le Kovana ina ia mafai ona saunia i le taimi atofaina fa'apea ma le fa'atupega mana'omia mo le fa'agaoioiga o le malo.

IA FA'ATULAFONOINA E LE FONOFAITULAFONO A AMERIKA SAMOA:

**“MATA'UPU I  
 AIAIGA LAUTELE**

**Maga 1. Alagatupe o tupemaua fuafuaina.**

O alagatupe o tupemaua fuafuaina ua fa'amaoniaina mo le fa'asoaga i le Paketi Fa'aletausaga a le Malo o Amerika Samoa mo le Tausaga Tupe 2017 i lenei tulafono ua fa'aalia i lalo:

**(a) Tupemaua lotoifale:**

Lafoga.....	\$ 67,546,500
Laisene ma Pemitā.....	\$ 1,300,000
Tau fa'ae'e ma Salatupe.....	\$ 5,200,000
Totogi o Tautua.....	\$ 6,700,000
Isi mea.....	\$ 3,853,000
Aofa'iga o Tau e le patino.....	\$ 5,300,000
Aofa'iga auina mai i totonu.....	\$ 4,500,000
Aofa'i o Tupe Lotoifale.....	\$ 94,399,500
e. (1) M.O.I: Tupe Foa'i Fesoasoani(Gaoioiga Autu).....	\$ 23,021,000
(2) Fuafuaga mo Fa'aleleiga Tauā .....	\$ 9,613,000
i. Tupe Foa'i Fa'apitoa a le Feterale.....	\$104,720,500
o. Tupe mo Galuega Faigata e mana'omia ona faia.....	\$148,733,500

**Aofa'i o alatupe o tupemaua fuafuaina i le  
Tausaga Tupe 2017.....\$380,487,500**

**Maga 2. Tupemaua e le'i fa'asoasoaina—Fa'amaoniaina ma fa'asoasoaina.**

I se tulaga e maua e le Malo o Amerika Samoa, po'o so'o sona ofisa tupemaua i totonu o le Tausaga Tupe 2017 mai so'o se alagatupe e le o aofia i le alagatupe o tupemaua ua fa'amaoniaina i lenei tulafono pe ua sili atu fo'i i le fuafuaina o so'o se alatupe o tupemaua e pei ona ta'ua, o ia tupemaua e fa'atulagaina o tupemaua e le'i fa'asoasoaina. O le a teuina ia tupemaua i le teugatupe lautele ma ia fa'aavanoaina mo le fa'asoasoaina vave e le Fono Faitulafono e aunoa ma le fa'atalitali i le i'uga o le tausaga tupe.

O tupemaua e le'i fa'asoasoaina e maua i totonu o le Tausaga Tupe o le 2017 o le a le fa'aaogaina mo so'o se fa'amoemoega vagana ai ua mua'i maua le fa'atagaga ma fa'asoasoaina e le Fono Faitulafono. O le a fa'ailoa mai e le Kovana i se taimi vave i le Fono Faitulafono i le taimi lava e maua ai ia tupe aua e le'i fa'asoasoaina.

**Maga 3. Aofa'iga e maualalo ai le tupemaua.**

Afai e fuafua atu e le ali'i-ofisa o le tupe ma le paketi a le malo, o le tupemaua e maualalo i le tupemaua fa'amaonia ua fa'asoasoaina i lenei tulafono e sili nai le lua pasene mo le tausaga tupe, ia fa'ailoa vave mai e le Kovana i le Fono Faitulafono. Ia tu'uina mai fo'i ni fuafuaga o suiga o porokalama taufa'aofi a ofisa, tulafono e toefa'aporokalamaina ai po'o fa'asoasoaga fa'aopoopo e toefa'atulaga ai le tupe ua pa'u ai. O suiga taufa'aofi po'o le toefa'aporokalamaina ia auiliili mai ai fo'i le fa'aitiitia o le fa'aalaina o tupe mana'omia ina ia mautinoa o le tupemaua moni fuafuaina e tutusa ma le tupefa'aalu moni.

**Maga 4. Anuilagi ona o le fa'atamala.**

O tupemaua uma ua fa'asoasoaina e lenei tulafono e le fa'aaogaina, fa'atulagaina mo le fa'aaogaina, po'o le fa'aauau atu i tausaga tupe i le luma'i le tapunia o le Tausaga Tupe 2017, ia toefa'afo'i atu i le Teugatupe Lautele ma e le mafai ona toe fa'aaogaina vagana ua toefa'asoasoaina e le Fono Faitulafono.

## **Mata'upu II**

**Maga 1. Fa'asoasoaga o le paketi.**

O le Paketi Fa'ale-Tausaga o le Tausaga Tupe 2017 a le Malo o Amerika Samoa ua fa'amaonia nei ma fa'asoasoaina mo ofisa fa'asinoaina, ma ua fa'atagaina e fa'aaoga ia tupe ma'oti e pei ona fa'aalia i lalo:

**Malo o Amerika Samoa**  
**Tupe Maua Fa'asoaso Fuafuaina**  
**Paketi Fa'ai'u-Tausaga Tupe 2017**

Alaga Tupe o Tupe Maua	Aofaiga tonu TT2014 Su'eina	Aofaiga tonu TT 2015 Su'eina	Fuafuaina TT 2016 Fuafuaina	Fuafuaina TT 2017 Fuafuaina
<b>Lafoga:</b>				
Lafoga a pisinisi	14,905,400	15,078,200	14,000,000	15,146,500
Lafoga Tupe Maua a Tagata	23,921,900	30,012,800	24,500,000	25,000,000
Lafoga Oloa-Lautele	20,725,300	18,762,700	24,000,000	23,500,000
Lafoga Apainu Suamalie	2,227,600	2,034,600	2,500,000	2,500,000
Tupe totoe fa'aauau I le Tausaga Fou	2,319,600	1,315,700	1,500,000	1,400,000
<b>Aofaiga fa'aauau a lafoga</b>	<b>64,099,800</b>	<b>67,204,000</b>	<b>66,500,000</b>	<b>67,546,500</b>
<b>Laisene ma Pemitā</b>	<b>1,145,000</b>	<b>1,030,900</b>	<b>1,300,000</b>	<b>1,300,000</b>
<b>Taufa'ae'e ma Sala Tupe</b>	<b>2,847,200</b>	<b>3,102,400</b>	<b>3,200,000</b>	<b>5,200,000</b>
<b>Totogi Fa'ae'e mo Tautua</b>				
Pulega o le Taulaga	3,216,200	3,492,200	3,800,000	3,800,000
Fa'aaoga Totogi ma Lisi	1,256,300	1,698,600	1,400,000	1,700,000
Vaega mo Ta'aioga	317,900	-	400,000	-
O Isi	897,700	1,041,000	1,200,000	1,200,000
<b>Aofa'iga fa'aauau mo Tautua Taufa'ae'e</b>	<b>5,688,100</b>	<b>6,231,800</b>	<b>6,800,000</b>	<b>6,700,000</b>
<b>Mea Ese'ese:</b>				
Pasene o Tupe Maua	35,100	10,400	53,000	53,000
Iuga o Fa'amasinoga/Totogi faataga	8,200	1,967,400	500,000	500,000
O Isi	4,351,700	2,602,500	3,300,000	3,300,000
<b>Aofa'iga fa'aauau o Mea Ese'ese</b>	<b>4,395,000</b>	<b>4,580,300</b>	<b>3,853,000</b>	<b>3,853,000</b>
<b>Taufa'ae'e i Va-o-matagaluega</b>				
Tau le patino	4,937,500	4,704,100	5,300,000	5,300,000
<b>Aofa'i Taufa'ae'e i Va-o-matagaluega</b>	<b>4,937,500</b>	<b>4,704,100</b>	<b>5,300,000</b>	<b>5,300,000</b>
<b>Tu'uina mai i totonu:</b>				
JROTC Tupe totogi atu (Foa'i Fa'apitoa Feterale)	1,220,300	660,300	1,300,000	1,000,000
Faaleleiga o Falea'oga	1,458,600	1,527,600	1,500,000	1,500,000
Tupe o Aitalafu Tautua - Lafoga Oloa	5,496,000	8,799,200	2,500,000	2,000,000
Tu'uina mai i totonu - O isi Lafoga	2,501,200	-	-	-
Tupe Fesoasoani a le Initeria	12,639,000	8,410,500	13,763,000	13,763,000
<b>Aofa'i o Tu'uina mai i Totonu</b>	<b>23,315,100</b>	<b>19,397,600</b>	<b>19,063,000</b>	<b>18,263,000</b>
<b>Aofa'iga fa'aauau o Tupe Maua</b>	<b>106,427,700</b>	<b>106,251,100</b>	<b>106,016,000</b>	<b>108,162,500</b>

**MALO O AMERIKA SAMOA**  
**Tausaga Tupe 2017 Paketi Fa'al'u**  
**Otootoga o Fa'asoaga - Tupe Maua**

Matagaluega/Ofisa	Talosaga Fa'avae	Initeria Foai Tupe Fesoasoani	Aofaiga Fuafuaina	Foai Tupe Fa'apitoa Feterale	Paketi Fuafuaina TT 2017	Paketi Fa'amaonia TT2016
<b>Aoaga/Aganu'u:</b>						
Matagaluega o A'oga	13,375,000	7,291,000	20,666,000	46,034,500	66,700,500	67,498,000
Porokalama mo Sikolasipi	1,800,000	0	1,800,000	0	1,800,000	1,800,000
Ofisa o Fa'asalalauga Lautele	1,403,500	0	1,403,500	638,500	2,042,000	2,025,500
Falemata'aga	135,000	0	135,000	286,500	421,500	423,500
<b>Aofa'i:</b>	<b>16,713,500</b>	<b>7,291,000</b>	<b>24,004,500</b>	<b>46,959,500</b>	<b>70,964,000</b>	<b>71,747,000</b>
<b>Soifua Maloloina:</b>						
Matagaluega o le Soifua Maloloina	2,219,500	0	2,219,500	8,987,000	11,206,500	11,347,000
Puleaga o Tagata Matutua	355,500	0	355,500	2,310,500	2,666,000	2,666,000
Tagata ma Tautua Lautele	0	0	0	21,702,000	21,702,000	22,700,500
Vaega fesoasoani faafoisia le malosi(Kovana)	50,000	0	50,000	1,270,500	1,320,500	1,348,000
Medicaid (Kovana)	390,000	0	390,000	793,000	1,183,000	980,000
Puipuliga ma Puluvaaga	0	0	0	710,000	710,000	695,500
<b>Aofa'i:</b>	<b>3,015,000</b>	<b>0</b>	<b>3,015,000</b>	<b>35,773,000</b>	<b>38,788,000</b>	<b>39,735,000</b>
<b>Atina'e Tamaoalga:</b>						
Matagaluega Fa'atoaga	1,118,000	0	1,118,000	112,000	1,230,000	1,118,000
Matagaluega Fofa'ataua'iga	639,000	0	639,000	3,344,000	3,983,000	4,744,500
Tamaoalga Sami ma Vaomatua	243,000	0	243,000	3,804,000	4,047,000	3,646,500
Vaega mo Tagata Asiasi	751,500	0	751,500	0	751,500	751,500
<b>Aofa'i:</b>	<b>2,751,500</b>	<b>0</b>	<b>2,751,500</b>	<b>7,260,000</b>	<b>10,011,500</b>	<b>10,260,500</b>
<b>Fa'asaoga &amp; Si'omaga</b>						
Puipuliga Si'omaga Am. Samoa	0	0	0	1,815,500	1,815,500	1,794,000
Ofisa Enetia o le Teritori	0	0	0	578,500	578,500	578,500
Puipuliga Mea Sina Fa'atalatu'u(Kovana)	0	0	0	396,500	396,500	415,000
Galuega - Tamaligi (Kovana)	0	0	0	0	0	300,000
Paka ma Malae Ta'alo	850,500	0	850,500	0	850,500	850,500
<b>Aofa'i:</b>	<b>850,500</b>	<b>0</b>	<b>850,500</b>	<b>2,790,500</b>	<b>3,641,000</b>	<b>3,938,000</b>
<b>Femalagaiga:</b>						
Pulega o le Taulaga	2,054,000	739,000	2,793,000	0	2,793,000	2,793,000
<b>Aofa'i:</b>	<b>2,054,000</b>	<b>739,000</b>	<b>2,793,000</b>	<b>0</b>	<b>2,793,000</b>	<b>2,793,000</b>



Matagaluega/Ofisa	Talosaga Fa'avae	Initeria Foai Tupe Fesoasoani	Aofaiga Fuafuaina	Foai Tupe Fa'apitoa Feterale	Paketi Fuafuaina TT 2017	Paketi Fa'amaonia TT 2016
<b>Puipuga Saogalemu Lautele</b>						
Puipuga Saogalemu Lautele	4,783,000	1,388,000	6,171,000	0	6,171,000	6,171,000
Puipuga o le Atunu'u (OTICIDE)	809,000	0	809,000	2,903,000	3,712,000	2,997,000
Saogalemu i Alatele	0	0	0	798,000	798,000	745,000
MCSAP	0	0	0	350,000	350,000	353,500
Saogalemu o Va'a	0	0	0	523,000	523,000	952,000
USDA Puipuga o Afimumu	0	0	0	30,000	30,000	30,000
CJPA/Tete'e Vallaa Fa'asaina	143,500	0	143,500	2,327,500	2,471,000	1,717,000
<b>Aofa'i:</b>	<b>5,735,500</b>	<b>1,388,000</b>	<b>7,123,500</b>	<b>6,931,500</b>	<b>14,055,000</b>	<b>12,965,500</b>

<b>Malo Lautele:</b>						
Ofisa o le Kovana	4,557,000	0	4,557,000	0	4,557,000	4,557,000
Matagaluega o Tautua Fa'alepulega	900,000	0	900,000	0	900,000	900,000
Ofisa o Fa'atauga	1,271,000	0	1,271,000	0	1,271,000	1,271,000
Ofisa e Pulea Meatotino	452,500	0	452,500	0	452,500	452,500
Matagaluega o Tupe	5,000,000	0	5,000,000	0	5,000,000	5,000,000
Matagaluega o Galuega Lautele	4,644,500	2,626,000	7,270,500	393,500	7,664,000	7,270,500
Matagaluega o Mataupu tau Tulafono	1,570,000	854,000	2,424,000	0	2,424,000	2,424,000
Ofisa o le Malo Lotoifale	2,175,000	0	2,175,000	0	2,175,000	2,175,000
Matagaluega o Tagatafaigaluoga	1,400,000	0	1,400,000	512,000	1,912,000	1,841,000
Ofisa Alagatupe Tagatafaigaluoga-fa'alavelave fa'afuasei	180,000	0	180,000	0	180,000	180,000
Ofisa o le Loia Fautua Lautele	436,500	0	436,500	0	436,500	436,500
Ofisa o Palota	609,500	0	609,500	0	609,500	615,000
Ofisa Su'etusi Fa'alotoifale	372,500	0	372,500	0	372,500	408,000
Matagaluega tau Tupulaga ma Tina	576,000	0	576,000	0	576,000	576,000
Ofisa o le Fa'amasino o Tulafono Taupulega	260,000	0	260,000	0	260,000	260,000
Ofisa o Fuafuaga & Paketi	720,000	0	720,000	0	720,000	720,000
Faletusi Feleti Barstow	346,500	0	346,500	80,000	426,500	426,500
<b>Aofa'i:</b>	<b>25,471,000</b>	<b>3,480,000</b>	<b>28,951,000</b>	<b>985,500</b>	<b>29,936,500</b>	<b>29,513,000</b>

<b>Aofa'i fa'aauau mo Porokalama:</b>	<b>56,591,000</b>	<b>12,898,000</b>	<b>69,489,000</b>	<b>100,700,000</b>	<b>170,189,000</b>	<b>170,952,000</b>
---------------------------------------	-------------------	-------------------	-------------------	--------------------	--------------------	--------------------

Matagaluega/Ofisa	Talosaga Fa'avae	Initeria Foai Tupe Fesoasoani	Aofaiga Fuafuaina	Foai Tupe Fa'apitoa Feterale	Paketi Fuafuaina TT 2017	Paketi Fa'amaonia TT 2016
Fono Faitulafono	6,916,500	0	6,916,500	0	6,916,500	6,916,500
Fa'amasinoga Maualuga	0	865,000	865,000	0	865,000	865,000
Fa'amasinoga Lotoifale	2,016,000	0	2,016,000	0	2,016,000	2,016,000
<b>Aofa'i fa'aauau Fono &amp; Fa'amasinoga</b>	<b>8,932,500</b>	<b>865,000</b>	<b>9,797,500</b>	<b>0</b>	<b>9,797,500</b>	<b>9,797,500</b>

<b>Aofa'i:</b>	<b>65,523,500</b>	<b>13,763,000</b>	<b>79,286,500</b>	<b>100,700,000</b>	<b>179,986,500</b>	<b>180,749,500</b>
----------------	-------------------	-------------------	-------------------	--------------------	--------------------	--------------------

<b>POROKALAMA FA'APITOA</b>	<b>Talosaga Fa'avae</b>	<b>Initeria Foi Tupe Fesoasoani</b>	<b>Aofaiga Fuafuaina</b>	<b>Foi Tupe Fa'apitua Feterale</b>	<b>Paketi Fuafuaina TT 2017</b>	<b>Paketi Fa'amaonia TT 2016</b>
Tupe Fesoasoani - Puleaga a le Falema'i	6,000,000	0	6,000,000	0	6,000,000	6,000,000
KAM Foi Tupe Fesoasoani	3,000,000	0	3,000,000	0	3,000,000	3,000,000
Teugatupe Lautele Malaeva'alele	1,000,000	0	1,000,000	0	1,000,000	1,000,000
Tupe fesoasoani mo vaega o ta'alogā	300,000	0	300,000	0	300,000	300,000
Tupe Fesoasoani-Vaega o Fale	250,000	0	250,000	0	250,000	200,000
Puleaga o Auaunaga o Vaa-Tupe fesoasoani	200,000	0	200,000	0	200,000	0
Fesoasoani mo le faaleleia o Auala	800,000	0	800,000	0	800,000	800,000
Porokalama Fesoasoani mo Faatoaga	100,000	0	100,000	0	100,000	100,000
Porokalama Fesoasoani mo Faigafaiva	100,000	0	100,000	0	100,000	100,000
Tupe fesoasoani-Tu, Aganuu ma Agaifanua I AS	50,000	0	50,000	0	50,000	0
Teugatupe Fa'aleoleo a le Kovana	300,000	0	300,000	0	300,000	300,000
Teugatupe Nu'u Laiti/Vai	150,000	0	150,000	0	150,000	150,000
Atina'e o Gagana ma Tomai fa'aleaganu'u	0	0	0	0	0	150,000
Konekarate Komupiuta a le Malo (IFAS)	425,000	0	425,000	0	425,000	425,000
Konekarate Su'etusi ASG	400,000	0	400,000	0	400,000	400,000
Gaoioiga Fa'a-le-Aganu'u	450,000	0	450,000	0	450,000	450,000
Totogi o Inisiua	1,250,000	0	1,250,000	0	1,250,000	1,250,000
Femalagaiga i le Motu o Swains	50,000	0	50,000	0	50,000	50,000
Palota Fa'ale-teritori	300,000	0	300,000	0	300,000	200,000
EOB Eletise/Vai	700,000	0	700,000	0	700,000	699,000
Galuega fa'aleleia mo le EOB	400,000	0	400,000	0	400,000	500,000
Aitalafu Tausaga Tuanai	2,000,000	0	2,000,000	0	2,000,000	2,000,000
Talosaga & mea Fa'aleagalua	150,000	0	150,000	0	150,000	150,000
Toe Atina'e/Fa'aleleia Manu'a	400,000	0	400,000	0	400,000	500,000
Femalagaiga i Manu'a	350,000	0	350,000	0	350,000	350,000
Fausaga ale Malo/Galuega faaleleia o Aoga	500,000	0	500,000	0	500,000	500,000
Faaleleia-Faletaalo Aoga Maua-luga	500,000	0	500,000	0	500,000	500,000
Suaau Fuava'a Lotofale a Malo o Am. Samoa	500,000	0	500,000	0	500,000	500,000
Fa'amalosiga tulafono-Ofisa Pulpuiga Lautele	200,000	0	200,000	0	200,000	100,000
Fa'aleleiga o Komupiuta ale Femalagaiga	100,000	0	100,000	0	100,000	100,000
Faaleleia o le Stadium	200,000	0	200,000	0	200,000	300,000
Porokalama a le Kovana-fanau a'oga faauaina i aoaga	500,000	0	500,000	0	500,000	0
Tusi Talafaasolopito o Amerika Samoa	200,000	0	200,000	0	200,000	200,000
Porokalama Autalavou - Taumafanafana	250,000	0	250,000	0	250,000	250,000
Porokalama fesoasoani I A'oga	100,000	0	100,000	0	100,000	100,000
Faamatagofie o le Motu	100,000	0	100,000	0	100,000	150,000
Vaega Galulue-Mataupu tau Faigafaiva I Amerika Samoa	100,000	0	100,000	0	100,000	100,000
Faaleleia o le Aufalgaluega a le Maota gasegase-LBJ	100,000	0	100,000	0	100,000	0
Faaleleia Fale Samoa a le Fono	700,000	0	700,000	0	700,000	500,000
Ipu a Amerika Samoa - taaloga vaega laiti	150,000	0	150,000	0	150,000	100,000
Fesoasoani mo Faalavelave faanatura	200,000	0	200,000	0	200,000	200,000
Alauni a e sa avea muamua ma Kovana	51,000	0	51,000	0	51,000	51,000
Porokalama o le faasaoina o le suavai	50,000	0	50,000	0	50,000	50,000
Faatama'ia o Ta'ifau taaloga	50,000	0	50,000	0	50,000	50,000
Faletaalo mo Tupulaga I Sisifo	600,000	0	600,000	0	600,000	150,000
Totogi mo e sa filifilia faapolotiti pe a malolo	1,000,000	0	1,000,000	0	1,000,000	0

Aoaoga Faafomai a le aufaigaluega I Fiti	100,000	0	100,000	0	100,000	0
Saofaga/Pili o le avea o Amerika Samoa ma Totino	200,000	0	200,000	0	200,000	0
Fuafuaga faataatitia talafeagai-Maotagasegase Fou	300,000	0	300,000	0	300,000	0
Faaleleia o le Maota o le Kovana	500,000	0	500,000	0	500,000	0
Faaleleia o le Fale Mataaga a Amerika Samoa	500,000	0	500,000	0	500,000	0
Atina'e Tamaoalga/Faaosofia ai Pisinisi	0	0	0	0	0	500,000
Toeteuteuina faamatagofie - Rainmaker	0	0	0	0	0	100,000
Faalolotoina o le Uafu I Faleasao	0	0	0	0	0	1,500,000
Tupe Fesoasoani e faafetaui ai tupe a le Feterale	0	0	0	0	0	500,000
Faaleleia o Auauunaga I le Vaega o Faamasinoga	0	0	0	0	0	200,000
Puipui talafatal I le itu I le sami	0	0	0	0	0	400,000
Taligalu-Aoga tulaga muamua I Matafao	0	0	0	0	0	100,000
Talligalu-Afioaga I Vatia	0	0	0	0	0	100,000
Aoaoga -Aufaigaluega faamama toto I le LBJ	0	0	0	0	0	250,000
Tupe Faafetaui mo Teugatupe a le FAA	2,000,000	0	2,000,000	0	2,000,000	0

<b>Aofa'i Porokalama Fa'apitoa:</b>	<b>26,876,000</b>	<b>0</b>	<b>28,876,000</b>	<b>0</b>	<b>28,876,000</b>	<b>27,125,000</b>
-------------------------------------	-------------------	----------	-------------------	----------	-------------------	-------------------

<b>Aofa'i Galuega Fa'avae:</b>	<b>94,399,500</b>	<b>13,763,000</b>	<b>108,162,500</b>	<b>100,700,000</b>	<b>208,862,500</b>	<b>207,874,500</b>
--------------------------------	-------------------	-------------------	--------------------	--------------------	--------------------	--------------------

<b>Aofa'iga Galuega Tetele:</b>	<b>0</b>	<b>9,613,000</b>	<b>9,613,000</b>	<b>0</b>	<b>9,613,000</b>	<b>10,047,000</b>
---------------------------------	----------	------------------	------------------	----------	------------------	-------------------

<b>Aofa'iga Tupe Fa'asoasoa:</b>	<b>94,399,500</b>	<b>23,376,000</b>	<b>117,775,500</b>	<b>100,700,000</b>	<b>218,475,500</b>	<b>217,921,500</b>
----------------------------------	-------------------	-------------------	--------------------	--------------------	--------------------	--------------------

<b>TEUGATUPE TAUSI</b>	<b>Talosaga Fa'avae</b>	<b>Initeria Foai Tupe Fesoasoani</b>	<b>Aofaiga Fuafualna</b>	<b>Foai Tupe Fa'apitoa Feterale</b>	<b>Paketi Fuafualna TT 2017</b>	<b>Paketi Fa'amaonia TT 2016</b>
Pulega a le Falemai	35,820,000	7,900,000	43,720,000	400,000	44,120,000	40,001,000
Komiti o le Kollisi Tu'ufa'atasi	3,687,000	1,358,000	5,045,000	3,620,500	8,665,500	9,300,000
Iutitia eletise - ASPA	47,096,500	0	47,096,500	0	47,096,500	85,650,500
Iutitia o le Vai - ASPA	16,378,000	0	16,378,000	0	16,378,000	17,912,500
Suavaivale Lafoai - ASPA	12,767,000	0	12,767,000	0	12,767,000	17,258,000
Otaota Lafoai - ASPA	4,341,500	0	4,341,500	0	4,341,500	3,775,000
Puleaga o Feso'otalga	16,000,000	0	16,000,000	0	16,000,000	16,000,000
Matae Va'alele	3,215,000	0	3,215,000	0	3,215,000	3,215,000
Maketi mo le Lautele	116,500	0	116,500	0	116,500	136,500
A'oga Aveta'avale	88,000	0	88,000	0	88,000	102,000
Fa'aleleiga o Alatele	600,000	0	600,000	0	600,000	600,000
Tupe fesoasoani mo vaega o ta'aloga	308,000	0	308,000	0	308,000	308,000
Fale Nofu Totogi - DAS	400,000	0	400,000	0	400,000	367,500
Fale Lomi Tusi	260,000	0	260,000	0	260,000	250,500
Paka mo Pisinisi	670,000	0	670,000	0	670,000	670,000
Pulega o Auauunaga mo Vaa	2,877,500	0	2,877,500	0	2,877,500	1,877,500
ASPC/OPM/TOFR/ASDRO	4,108,500	0	4,108,500	0	4,108,500	4,108,500
<b>Aofa'i Teugatupe Fa'aleoleo:</b>	<b>148,733,500</b>	<b>9,258,000</b>	<b>157,991,500</b>	<b>4,020,500</b>	<b>162,012,000</b>	<b>201,532,500</b>

<b>TU'UFA'ATASIGA ATOA:</b>	<b>243,133,000</b>	<b>32,634,000</b>	<b>275,767,000</b>	<b>104,720,500</b>	<b>380,487,500</b>	<b>419,454,000</b>
-----------------------------	--------------------	-------------------	--------------------	--------------------	--------------------	--------------------

**MALO O AMERIKA SAMOA**  
**Tausaga Tupe 2017 Paketi Fa'ai'u**  
**Tupe Maua**

Matagaluega/Ofisa	Tagata Faigaluega	Oloa ma Sapalai	Galuega Konekarate	Malaga	Isi Mea Uma	Mea Faigaluega	Aofa'l
Matagaluega o A'oga	19,514,500	123,500	143,500	24,500	860,000	0	20,666,000
Tupe Fesoasoani o Sikolasipi	0	0	0	100,000	1,700,000	0	1,800,000
Ofisa o Fa'asalalaua Lautele	1,016,500	9,500	70,000	15,000	286,500	6,000	1,403,500
Matagaluega o le Soifua Maloloina	1,852,500	30,000	15,000	10,000	310,000	2,000	2,219,500
Matagaluega o Fa'ato'aga	1,010,000	14,500	36,500	5,000	52,000	0	1,118,000
Matagaluega o Fefa'ataua'iga	499,000	21,000	38,000	41,000	40,000	0	639,000
Tamaoiga Sami ma Vaomatua	129,000	15,000	7,500	10,000	51,500	30,000	243,000
Vaega mo Tagata Asiasi	303,000	83,000	64,500	80,000	219,000	2,000	751,500
Paka ma Ta'aloga	736,500	19,000	28,500	10,500	56,000	0	850,500
Puleaga o le Taulaga	1,913,000	118,000	341,500	32,000	384,500	4,000	2,793,000
Matagaluega o le Saogalemu Lautele	5,559,000	117,000	2,000	0	493,000	0	6,171,000
Puipuiga o le Atunu'u (OTICIDE)	693,500	11,000	25,000	0	79,500	0	809,000
Ofisa o le Kovana	2,871,000	81,500	485,500	345,000	627,500	146,500	4,557,000
Matagaluega o Tautua Fa'alepulega	844,000	3,000	21,000	10,000	22,000	0	900,000
Ofisa o Fa'atauga	1,156,000	14,000	25,000	20,000	52,000	4,000	1,271,000
Ofisa e Pulea Meatotino	416,500	3,000	3,000	3,500	26,500	0	452,500
Matagaluega o Tupe	4,799,500	45,500	15,000	30,000	110,000	0	5,000,000
Matagaluega o Galuega Lautele	6,082,000	509,500	450,000	14,500	214,500	0	7,270,500
Matagaluega o Mata'upu tau Tulafono	2,226,000	6,000	23,500	36,000	132,500	0	2,424,000
Ofisa o le Malo Lotoifale	2,131,000	2,000	4,000	10,000	23,000	5,000	2,175,000
Matagaluega o Tagatafaigaluega	1,350,000	14,000	4,500	9,000	22,500	0	1,400,000
Ofisa Alagatupe Tagatafaigaluega-faalavelave fa'afuasei	113,000	7,500	11,000	22,000	0	26,500	180,000
Ofisa o le Loia Fautua Lautele	366,500	6,500	4,000	19,500	40,000	0	436,500
Ofisa o Palota	580,500	2,500	5,000	0	21,500	0	609,500
Ofisa o le Su'etusi o le Teritori	328,500	1,000	500	3,500	39,000	0	372,500
Matagaluega Tau Tupulaga ma Tina	418,000	14,000	21,000	24,000	96,500	2,500	576,000
Falemata'aga (Lotoifale)	111,500	0	0	0	23,500	0	135,000
Vaega ole tu'uititia o le solitulafono(Lotoifale)	138,500	0	0	0	5,000	0	143,500
T.A.O.A. (Lotoifale)	334,500	10,000	0	1,500	9,500	0	355,500
Vaega Fesoasoani Faafoisia le malosilotoifale)	0	50,000	0	0	0	0	50,000
Ofisa Medicaid (Lotoifale)	199,000	4,500	140,000	30,000	14,000	2,500	390,000
Fa'amasino o Tulafono Fa'alepulega	180,500	11,500	32,000	10,000	13,000	13,000	260,000
Faletusi Feleti Barstow	271,000	9,000	15,000	0	51,500	0	346,500
Ofisa o Fuafuaga & Paketi	586,500	38,500	22,500	25,000	27,500	20,000	720,000
<b>Aofa'iga fa'aauau pea:</b>	<b>58,730,500</b>	<b>1,395,000</b>	<b>2,054,500</b>	<b>941,500</b>	<b>6,103,500</b>	<b>264,000</b>	<b>69,489,000</b>

Matagaluega/Ofisa	Tagata Faigaluega	Oioe ma Sapalai	Galuega Konekarate	Malaga	Isi Mea Uma	Mea Faigaluega	Aofa'i
Fono Faitulafono	5,102,000	1,216,500	6,000	340,000	235,000	17,000	6,916,500
Fa'amasinoga Sili	792,500	11,000	7,000	24,000	25,000	5,500	865,000
Fa'amasino Lotoifale	1,820,500	47,500	33,000	19,000	96,000	0	2,016,000
<b>Aofa'i le tumau:</b>	<b>7,715,000</b>	<b>1,275,000</b>	<b>46,000</b>	<b>383,000</b>	<b>356,000</b>	<b>22,500</b>	<b>9,797,500</b>

Porokalama Fa'apitoa:	Tagata Faigaluega	Oloa ma Sapalai	Galuega Konekarate	Malaga	Isi Mea Uma	Mea Faigaluega	Aofa'i
Tupe Fesoasoani - Puleaga a le Falema'i	0	0	0	0	6,000,000	0	6,000,000
Komiti A'oa'oga Maualuga Tupe Fesoasoani	0	0	0	0	3,000,000	0	3,000,000
Teugatupe Lautele Malaeva'alele	0	0	0	0	1,000,000	0	1,000,000
Tupe fesoasoani mo vaega o ta'aloga	0	0	0	0	300,000	0	300,000
Tupe Fesoasoani-Vaega o Fale	0	0	0	0	250,000	0	250,000
Puleaga o Auaunaga o Vaa-Tupe fesoasoani	0	0	0	0	200,000	0	200,000
Fesoasoani mo le faaleleia o Auala	0	0	800,000	0	0	0	800,000
Porokalama Fesoasoani mo Faatoaga	0	0	0	0	100,000	0	100,000
Porokalama Fesoasoani mo Faigafaiva	0	0	0	0	100,000	0	100,000
Tupe fesoasoani-Tu, Aganuu ma Agaifanua I AS	0	0	0	0	50,000	0	50,000
Teugatupe Fa'aleoleo - Ofisa Kovana	0	0	300,000	0	0	0	300,000
Teugatupe Nu'u Laiti/Vai	0	0	150,000	0	0	0	150,000
Konekarate Komupiuta a le Malo (IFAS)	0	0	425,000	0	0	0	425,000
Konekarate Su'etusi ASG	0	0	400,000	0	0	0	400,000
Gaoioiga Fa'a-le-Aganu'u	0	0	450,000	0	0	0	450,000
Totogi o Inisiua	0	0	1,250,000	0	0	0	1,250,000
Femalagaiga i le Motu o Swains	0	0	50,000	0	0	0	50,000
Palota Fa'ale-teritori	0	0	300,000	0	0	0	300,000
EOB Eletise/Vai	0	0	0	0	700,000	0	700,000
Galuega fa'aleleia mo le EOB	0	0	400,000	0	0	0	400,000
Aitalafu Tausaga Tuanai (Tautua)	0	0	0	0	2,000,000	0	2,000,000
Talosaga & mea Fa'aleagaina	0	0	150,000	0	0	0	150,000
Toe Atina'e/Faaleleia Manu'a	0	0	400,000	0	0	0	400,000
Femalagaiga I Manu'a	0	0	350,000	0	0	0	350,000
Fausaga ale Malo/Galuega faaleleia-DOE	0	0	500,000	0	0	0	500,000
Faaleleia-Faletalo Aoga Maualuga	0	0	500,000	0	0	0	500,000
Suauu Fuava'a Lotoifale a le Malo o Am. Samoa	0	0	500,000	0	0	0	500,000
Fa'amalosiga tulafono-Ofisa Puipuiga Lautele	0	0	200,000	0	0	0	200,000
Fa'aleleia o Komupiuta ale Femalagaiga	0	0	100,000	0	0	0	100,000
Faaleleia o le Stadium	0	0	200,000	0	0	0	200,000
Atina'e Tamaoiga/Faaosofia ai Pisinisi	0	0	500,000	0	0	0	500,000
Tusi Talafaasolopito o Amerika Samoa	0	0	200,000	0	0	0	200,000

Porokalama Autalavou-Taumafanafana	0	0	250,000	0	0	0	250,000
Porokalama fesoasoani i A'oga	0	0	100,000	0	0	0	100,000
Faamatagofieina o le Motu	0	0	100,000	0	0	0	100,000
Vaega Galulue-Mataupu tau Faigafaiva i Am. Samoa	0	0	100,000	0	0	0	100,000
Faaleleia Auaigaluega LBJ/Aoga Faafoma'i i Fiti	0	0	100,000	0	0	0	100,000
Faaleleia Fale Samoa a le Fono	0	0	700,000	0	0	0	700,000
Ipu a Amerika Samoa - taaloga vaega laiti	0	0	150,000	0	0	0	150,000
Fesoasoani mo Faalavelave faanatura	0	0	200,000	0	0	0	200,000
Alauni a e sa avea muamua ma Kovana	0	0	0	0	51,000	0	51,000
Porokalama o le fa'asaoina o le suavai	0	0	0	0	50,000	0	50,000
Faatama'ia o Ta'ifau taaloga	0	0	50,000	0	0	0	50,000
Faletaalo mo Tupulaga i Sisifo	0	0	600,000	0	0	0	600,000
Totogi mo e sa filifilia faaplotiti pe a malolo	0	0	1,000,000	0	0	0	1,000,000
Saofaga/Pili o le avea o Amerika Samoa ma Totino	0	0	200,000	0	0	0	200,000
Fuafuaga faataatitia talafeagai-Maotagasegase Fou	0	0	300,000	0	0	0	300,000
Faaleleia o le Maota o le Kovana	0	0	500,000	0	0	0	500,000
Faaleleia o le Fale Mataaga a Amerika Samoa	0	0	500,000	0	0	0	500,000
Aoaoga Faafomai a le auaigaluega i Fiti	0	0	100,000	0	0	0	100,000
Tupe Faafetaui-Teugatupe a le FAA	0	0	0	0	2,000,000	0	2,000,000

<b>Aofa'iga fa'aaauu mo Porokalama Fa'apitoo:</b>	<b>0</b>	<b>0</b>	<b>13,075,000</b>	<b>0</b>	<b>15,801,000</b>	<b>0</b>	<b>28,876,000</b>
---	----------	----------	-------------------	----------	-------------------	----------	-------------------

<b>Aofa'i (Galuega Fa'avae):</b>	<b>66,445,500</b>	<b>2,670,000</b>	<b>15,175,500</b>	<b>1,324,500</b>	<b>22,260,500</b>	<b>286,500</b>	<b>108,162,500</b>
----------------------------------	-------------------	------------------	-------------------	------------------	-------------------	----------------	--------------------

Fesoasoani mai le Malo Tele:	Tagata Faigaluega	Oloa ma Sapalai	Galuega Konekarate	Malaga	Isi Mea Uma	Mea Faigaluega	Aofa'i
Foai mo le Matagaluega o A'oga	23,799,000	13,880,000	2,791,000	464,000	3,986,500	1,114,000	46,034,500
Foai mo le Ofisa o Fa'asalalauaga Lautele	20,500	10,000	33,000	50,000	430,000	95,000	638,500
Fono Tomai o Falemata'aga & agaifanua	170,500	7,500	66,500	6,000	36,000	0	286,500
Foai-Matagaluega o le Soifua Maloloina	4,625,000	419,000	715,500	373,500	2,549,000	305,000	8,987,000
Puleaga o Tagata Matutua	1,259,500	12,500	873,500	12,000	150,500	2,500	2,310,500
Tagata ma Tautua Lautele	4,098,000	430,000	3,436,000	355,000	13,226,500	156,500	21,702,000
Vaega fesoasoani faafoisia le malosi	756,500	14,500	290,000	62,500	147,000	0	1,270,500
Porokalama Medicaid	315,500	7,000	376,000	71,000	15,500	8,000	793,000
Puipuiga ma Puluvaaga	451,500	38,000	37,500	60,000	94,000	29,000	710,000
Foai mo le Matagaluega o Fefa'ataua'iga	1,126,500	76,000	1,777,000	73,000	263,000	28,500	3,344,000
Tamaoaga Sami ma Vaomatua	1,712,000	482,500	825,500	315,000	120,000	349,000	3,804,000
Puipuiga Siomaga Amerika Samoa	1,510,000	26,500	75,500	61,000	107,500	35,000	1,815,500
Ofisa Enetia o le Teritori	334,000	33,000	34,000	36,000	141,500	0	578,500
Puipuiga Mea Sina Fa'atalatu'u	250,000	8,500	69,000	10,000	56,000	3,000	396,500
Puipuiga o le Atunu'u	1,112,000	82,000	989,500	140,500	336,000	243,000	2,903,000
Saogalemu o Alatele	234,500	17,000	235,000	130,000	89,500	92,000	798,000
MCSAP	213,000	11,000	4,500	27,000	61,500	33,000	350,000
Saogalemu o Va'a/DPS	155,000	50,000	45,000	43,000	50,000	180,000	523,000

Puipuiga mai Afimumu/USDA	0	24,000	3,000	0	3,000	0	30,000
CJPA/Tete'e Vaila'au Fa'asaina	1,279,000	252,000	374,000	176,500	98,000	148,000	2,327,500
Matagaluega Tagata Faigaluega	335,500	14,600	87,500	28,500	34,400	11,500	512,000
Foai mo le Matagaluega o Faatoaga	46,500	17,500	13,000	4,000	0	31,000	112,000
Foai mo le Matagaluega o Galuega Lautele	246,500	18,500	128,500	0	0	0	393,500
Foai mo le Faletusi a Feleti Barstow	26,000	10,000	5,000	15,000	24,000	0	80,000
Foai mo le Puleaga Falema'i	237,500	80,500	3,000	73,000	1,000	5,000	400,000
Komiti A'oa'oga Maualuga Tupe Fesoasoani	2,568,500	151,000	67,000	189,000	485,000	160,000	3,620,500
<b>Aofa'i Fesoasoani Malo Tele:</b>	<b>46,882,500</b>	<b>16,173,100</b>	<b>13,355,000</b>	<b>2,775,500</b>	<b>22,505,400</b>	<b>3,029,000</b>	<b>104,720,500</b>


Teugatupe Tausi:	Tagata Faigaluega	Oloa ma Sapalai	Galuega Konekarate	Malaga	Isi Mea Uma	Mea Faigaluega	Aofa'i
Puleaga o le Falemai	23,560,500	15,694,500	2,689,500	201,500	1,374,000	200,000	43,720,000
Komiti o le Kolisi Tu'ufa'atasi	3,260,500	190,500	311,000	191,000	1,016,500	75,500	5,045,000
Iutilia o le eletise - ASPA	9,749,500	27,416,500	3,790,500	276,000	4,143,000	1,721,000	47,096,500
Iutilia o le Vai - ASPA	3,987,500	2,494,500	6,447,000	105,000	2,668,000	676,000	16,378,000
Suavaivale Lafoai - ASPA	1,879,500	287,500	9,505,000	91,000	636,000	368,000	12,767,000
Otaota Lafoai - ASPA	533,000	360,500	2,703,000	17,500	148,500	579,000	4,341,500
Puleaga o Feso'ota'iga	5,815,500	820,500	770,000	334,000	6,220,000	2,040,000	16,000,000
Malae Va'alele	2,343,000	4,000	233,000	28,500	603,500	3,000	3,215,000
Maketi Lautele	92,500	6,500	0	0	15,500	2,000	116,500
A'oga Aveta'avale	64,500	0	0	0	23,500	0	88,000
Fa'aleleiga o Alatele	15,000	200,000	310,000	0	0	75,000	600,000
Tupe fesoasoani mo vaega o ta'aloga	303,000	5,000	0	0	0	0	308,000
Fale Nofo Totogi - DAS	366,000	8,000	0	0	26,000	0	400,000
Fale Lomi Tusi	224,500	20,000	0	0	15,500	0	260,000
Paka mo Pisinisi	641,500	5,000	16,000	0	7,500	0	670,000
Pulega o Auaunaga mo Vaa	704,000	500,000	250,000	50,000	1,140,000	233,500	2,877,500
ASPC/OPM/TOFR/ASDRO	703,500	73,500	2,872,500	177,000	182,000	100,000	4,108,500
<b>Aofa'i Teugatupe Fa'aleoleo:</b>	<b>54,243,500</b>	<b>48,086,500</b>	<b>29,897,500</b>	<b>1,471,500</b>	<b>18,219,500</b>	<b>6,073,000</b>	<b>157,991,500</b>
<b>Galuega Tetele:</b>	<b>0</b>	<b>0</b>	<b>9,613,000</b>	<b>0</b>	<b>0</b>	<b>0</b>	<b>9,613,000</b>
<b>AOFA'IGA ATOA:</b>	<b>167,571,500</b>	<b>66,929,600</b>	<b>68,041,000</b>	<b>5,571,500</b>	<b>62,985,400</b>	<b>9,388,500</b>	<b>380,487,500</b>

Maga 2. Aso tauaioa.

O lenei tulafono e taualoa vave pe a pasia e le Fono Faitulafono ma fa'amaonia e le Kovana ona o se mana'oga fa'anatinati mo le fa'aauauina talafeagai o le aiā fa'alepaketi mo le malo.



SAVALI TALAVOU ALE  
Fofoga Fetalai, Maota o Sui



GAOTEOTE PALAIE TOFAU  
Peresetene, Maota Maualuga

Hereby Approved this 28th day of September 2016

*Lolo M. Maliga*

Governor Of American Samoa





LOLO M. MOLIGA  
GOVERNOR

OFFICE OF THE GOVERNOR  
AMERICAN SAMOA GOVERNMENT  
Telephone: (684) 633-4116 Fax: (684) 633-2269

LEMANU P. MAUGA  
LIEUTENANT GOVERNOR

September 28, 2016

Serial No.: 610

Honorable Gaoteote Palaie Tofau  
President of the Senate  
Legislature of American Samoa  
Pago Pago, American Samoa 96799

Dear Mr. President:

I have today approved H.B. 34-34, "AN ACT PROVIDING FOR THE APPROPRIATION OF THE AMERICAN SAMOA GOVERNMENT ANNUAL BUDGET FOR FISCAL YEAR 2017 AND FOR AN EARLY EFFECTIVE DATE".

I appreciate very much the passage of the Final 2017 Budget in the form as originally presented, with the late addition of \$2 million to fund the government's match for the FAA-funded Airport Tank Farm Relocation Project. The mutual spirit of cooperation between the Executive and Legislative branches of government displayed by our working closely together is gratifying, indeed.

Thank you, and thank you to your colleagues, for your exercise of due diligence in the preparation and submittal of this budget. I look forward to FY 2017 being a year of our continued collaboration as we invest in the betterment of our community.

Sincerely,

LOLO M. MOLIGA  
Governor

cc w/attach: Lieutenant Governor  
Director, Office of Program Planning and Budget Development  
Treasurer



LOLO M. MOLIGA  
GOVERNOR

OFFICE OF THE GOVERNOR  
AMERICAN SAMOA GOVERNMENT  
Telephone: (684) 633-4116 Fax: (684) 633-2269

LEMANU P. MAUGA  
LIEUTENANT GOVERNOR

September 28, 2016

Serial No.: 611

Honorable Savali Talavou Ale  
Speaker of the House of Representatives  
Legislature of American Samoa  
Pago Pago, American Samoa 96799

Dear Mr. Speaker:

I have today approved H.B. 34-34, "AN ACT PROVIDING FOR THE APPROPRIATION OF THE AMERICAN SAMOA GOVERNMENT ANNUAL BUDGET FOR FISCAL YEAR 2017 AND FOR AN EARLY EFFECTIVE DATE".

I appreciate very much the passage of the Final 2017 Budget in the form as originally presented, with the late addition of \$2 million to fund the government's match for the FAA-funded Airport Tank Farm Relocation Project. The mutual spirit of cooperation between the Executive and Legislative branches of government displayed by our working closely together is gratifying, indeed.

Thank you, and thank you to your colleagues, for your exercise of due diligence in the preparation and submittal of this budget. I look forward to FY 2017 being a year of our continued collaboration as we invest in the betterment of our community.

Sincerely,

LOLO M. MOLIGA  
Governor

cc w/attach: Lieutenant Governor  
Director, Office of Program Planning and Budget Development  
Treasurer