

THE TWENTY-SEVENTH LEGISLATURE OF AMERICAN SAMOA

Second Regular Session

Begun and held at Fagatogo, Tutuila, American Samoa
on Monday, the ninth day of July
two thousand and one

AN ACT PROVIDING FOR THE APPROPRIATION OF THE AMERICAN
SAMOA GOVERNMENT ANNUAL BUDGET FOR FISCAL YEAR 2002 AND
FOR AN EARLY EFFECTIVE DATE.

PREAMBLE:

This act becomes effective immediately upon passage by the
Legislature and approval by the Governor in order to provide for timely and
necessary funding for government operations.

BE IT ENACTED BY THE LEGISLATURE OF AMERICAN SAMOA:

“Chapter 1
GENERAL PROVISIONS

Section 1. Sources of projected revenue.

The sources of projected revenue identified for appropriation in the
Fiscal Year 2002 Annual Budget by this act are as follows:

a. Local Revenue.

Taxes.....	\$ 30,757,000
Licenses and Permits.....	\$ 777,500
Fees and Fines.....	\$ 1,289,000
Charges for Services... ..	\$ 3,388,000
Miscellaneous.....	\$ 70,000
Indirect Costs.....	\$ 3,701,000

Transfers-In.....	\$ 6,801,000
Additional New Taxes.....	\$ 8,014,750
Total Local Revenue.....	\$ 54,798,250
b. (1) D.O.I (Grant-in-Aid).....	\$ 23,079,000
(2) D.O.I Capital Improvement Projects.....	\$ 10,140,000
c. Federal Grants.....	\$ 60,544,050
d. Enterprise Funds.....	\$ 64,340,100
Total projected revenue sources in Fiscal Year 2002	\$ 212,901,400

Sec 2. Unbudgeted revenue--Identification and appropriation.

In the event that the American Samoa Government, or any agency thereof, receives during Fiscal Year 2002 revenue from any source not included in the sources of projected revenue identified in this act or which exceeds the projection of any revenue source identified herein, such revenue shall be deemed unbudgeted revenue. It shall be deposited into the general fund and be available for immediate appropriation by the Legislature without waiting for the end of the fiscal year.

Unbudgeted revenue received during Fiscal Year 2002 shall be expended for any purpose authorized and appropriated by the Legislature. The Governor shall notify the Legislature promptly upon receipt of unbudgeted revenue.

Sec 3. Deficit.

If the government's financial and budget officers determine that actual revenue will fall short of the projected revenue appropriated by this act by greater than two percent for the fiscal year, the Governor shall immediately notify the Legislature. He shall then submit proposed agency program plan changes, reprogramming legislation or supplemental appropriations to adjust to the deficit. Proposed changes or reprogramming shall detail the reduction in expenditures required to assure that actual revenues equal actual expenditures.

Sec 4. Lapses.

All revenue appropriated by this act that has not been expended, obligated for expenditure, or otherwise carried forward to future fiscal years by the close of Fiscal Year 2002 reverts to the General Fund and may not be expended until further appropriation by the Legislature.

CHAPTER II

Section 1. Appropriation of budget.


The American Samoa Government Annual Budget for Fiscal Year 2002 is hereby approved and appropriated, in the amounts and for the purposes set forth below:

Sec 2. Effective date.

This act is effective immediately upon passage by the Legislature and approval by the Governor due to the need to immediately continue proper budget authority for the government.




Tuaoalo Manaia E. Fruean
SENATE PRESIDENT PRO-TEMP.



Sayali Talavou Ale
VICE-SPEAKER OF THE HOUSE

Hereby Approved this 28th day of September, 2001



Governor of American Samoa

NOFOAIGA LUASEFULU-FITU FONO FAITULAFONO A AMERIKA SAMOA

Fono Tele Iona Lua

Nofoia ma usuia i Fagatogo, Tutuila, Amerika Samoa
Aso Gafua, aso iva o Iulai
lua afe ma le tasi

**O SE TULAFONO UA SAUNIA E FA'ASOASOA AI LE PAKETI FA'ALE-
TAUSAGA O LE TAUSAGA TUPE 2002 O LE MALO O AMERIKA
SAMOA MA FA'ATULAGAINA AI SE ASO E TAUALOA VAVE AI.**

Fa'atomuaga:

O leni tulafono o le a taualoa vave pe a pasia e le Fono Faitulafono ma fa'amaoniaina e le Kovana ina ia saunia ai mo le fa'atupega mana'omia i le taimi atofaina mo le fa'agaioiga o le malo.

IA FA'ATULAFONOINA E LE FONO FAITULAFONO O AMERIKA SAMOA:

**“Mata’upu 1
AIAIGA LAUTELE**

Maga 1. Alagatupe o tupe sa fuafuaina:

O alagatupe o tupe fuafuaina mo fa'asoasoaga o le Paketi Fa'ale-Tausaga o le Tausaga Tupe 2002 o lo'o fa'ailogaina i leni tulafono ua fa'aalia i lalo:

(a) Tupemaua Lotoifale:

Lafoga.....	\$ 30,757,000
Laisene ma Pemita.....	\$ 777,500
Tupe Totogi ma Sala.....	\$ 1,289,000
Tupe fa'ae'e mo Galuega Tetele.....	\$ 3,388,000
Mea Ese'ese.....	\$ 70,000

Tau lē patino.....	\$ 3,701,000
Fesuia'i.....	\$ 6,801,000
Lafoga fou fa'aopoopo.....	\$ 8,014,750
Aofa'i o Tupemaua Lotoifale.....	\$ 54,798,250
(e) (1) D.O.I. (Fesoasoani Matagaluega Initeria).....	\$ 23,079,000
(2) D.O.I. (Galuega Tetele Fia Fa'aleleia).....	\$ 10,140,000
(i) Foa'i Malo Tele.....	\$ 60,544,050
(o) Teugatupe lē fa'atulagaina.....	\$ 64,340,100
Aofa'i o tupemaua fuafuaina o le Tausaga Tupe 2002.....	<u>\$212,901,400</u>

Maga 2. Tupemaua e le'i fa'atulagaina--Fa'ailogaina ma fa'soasoaga.

Pe afai o le a maua e le Malo Amerika Samoa po'o so'o se ofisa o le Malo Amerika Samoa i le Tausaga Tupe 2002 se tupe mai so'o se alagatupe e lē o aofia i alagatupe o tupemaua fuafuaina ua fa'ailogaina i lenei tulafono po'o tupe ua sili i tupe fuafua o so'o se alagatupe ua fa'ailogaina i lenei tulafono, o ia tupemaua e ta'ua o tupe maua e le'i fa'atulagaina. Ia lafoina ia tupe i le teugatupe lautele ma ia avanoa mo fa'asoasoaga vave a le Fono Faitulafono e aunoa ma le fa'atali i le i'uga o le tausaga tupe.

O tupemaua e le'i fa'atulagaina e maua i le Tausaga Tupe 2002 ia fa'aaogaina mo so'o se mafua'aga ua fa'atulagaina ma fa'asoasoaina e le Fono Faitulafono. Ia fa'aailoa vave e le Kovana i le Fono Faitulafono pe a maua se tupe e le'i fa'atulagaina.

Maga 3. Aitalafu.

Afai ua mautinoa e ali'i-ofisa o le tupe fa'asoasoa a le malo o le a lē lava tupemaua i lo tupe fuafuaina ua fa'asoasoaina i lenei tulafono e sili atu i le lua pasene mo le tausaga tupe, ia logoina vave mai e le Kovana le Fono Faitulafono. Ia auina mai i lenā taimi e ia suiga fuafuaina o porokalama, tulafono e toe fa'aporokalama ai po'o fa'asoasoaga fa'aopoopo e fetu'una'i ai le aitalafu. O suiga fuafuaina po'o le toe fa'aporokalamaina ia auiliili ai le fa'aitiitia o tupe fa'aaoga e mana'omia ina ia mautinoa o tupe moni lava foi ia e maua mai o tupe moni fo'i ia e fa'aaoga.

Maga 4. Fa'amutaina o le aiā e fa'aaogaina ai.

O tupemaua uma ua fa'asoasoaina e lenei tulafono ua lē fa'aaogaina, fa'atulagaina e fa'aaoga, pe fa'aaauau mo tausaga tupe i le lumana'i i le i'uga o le tausaga tupe 2002 e toe fo'i i le Teugatupe Lautele ma e lē fa'aaogaina se'ia toe fa'asoasoaina e le Fono Faitulafono.


MATAUPU II


Maga 1. Fa'asoaga o le paketi.

O le Paketi Fa'ale-Tausaga a le Malo o Amerika Samoa mo le Tausaga Tupe 2002 ua fa'amaoniaina nei ma fa'asoasoaina atu, i aofaiga ma mo fa'amoemoega ua fa'aalia i lalo:


Maga 2. Aso taualoa.

O leni tulafono o le a taualoa vave pe a pasia ele Fonc Faitulafono ma fa'amaoniaina e le Kovana ona o se mana'oga fa'anatinati e fa'aauau ai le malosi talafeagai o le paketi mo le malo.


Tualo Manaia E. Fruean
PERESETENE LĒ-TUMAU


Savali Talavou Ale
SUI FOFOGA FETALAI

Hereby Approved this 28th day of September 2001


Governor of American Samoa

American Samoa Government

Annual Budget for Fiscal Year 2002

Object Class Summary

Department/Agency	Personnel Services	Materials Supplies	Contractual Services	Travel	All Others	Equipment	Total
Department of Education	15,820,500	45,500	0	0	131,500	0	15,997,500
Financial Aid	0	0	0	250,000	1,750,000	0	2,000,000
Office of Public Information	734,500	5,000	9,000	0	29,500	0	778,000
Dept. of Health Services	1,459,500	0	0	0	16,000	0	1,475,500
Dept. of Agriculture	673,500	28,500	15,000	0	40,000	0	757,000
Department of Commerce	295,000	14,500	69,000	0	26,500	0	405,000
Dept. of Youth & Women's Affairs	128,000	9,000	5,500	0	5,000	0	147,500
Marine & Wildlife Resources	123,000	0	0	0	0	0	123,000
Dept. of Port Administration	1,250,500	80,500	189,500	8,500	117,500	0	1,646,500
Dept. of Public Safety	3,880,500	214,000	31,500	0	119,500	0	4,245,500
OTICIDE	93,000	3,000	2,000	0	9,000	0	107,000
Parks & Recreation	507,500	16,000	4,000	0	17,500	0	545,000
Office of the Governor	1,134,500	103,000	257,000	113,000	253,500	30,000	1,891,000
Administrative Services	451,000	12,500	13,500	0	12,500	0	489,500
Office of Procurement	635,000	16,000	16,000	0	36,000	0	703,000
Office of Property Mgmt.	339,500	7,500	0	0	11,000	0	358,000
Dept. of Treasury	3,084,500	90,000	86,500	4,000	31,500	0	3,296,500
Dept. of Public Works	4,013,000	233,500	22,000	5,000	111,500	0	4,385,000
Dept. of Legal Affairs	1,511,000	9,000	10,500	12,500	142,000	0	1,685,000
Dept. of Local Government	1,600,000	10,000	2,000	0	20,000	0	1,632,000
Dept. of Human Resources	850,000	9,000	5,000	0	7,000	5,000	876,000
Office of Public Defender	192,500	3,000	0	6,000	8,500	0	210,000
Territorial Audit Office	157,000	3,500	5,000	0	4,000	0	169,500
Election Office	157,000	14,500	4,500	0	4,000	0	180,000
Arts Council (Local)	0	0	20,000	0	20,000	0	40,000
Office of Planning & Budget	448,500	3,000	3,000	10,000	11,500	0	476,000
Feleti Barstow Public Library	200,500	45,000	10,000	0	45,000	0	300,500
Administrative Law Judge	151,000	10,500	0	0	21,500	0	183,000
Sub Total:	39,890,500	986,000	780,500	409,000	3,001,500	35,000	45,102,500

Department/Agency	Personnel	Materials	Contractual	All			Total
	Services	Supplies	Services	Travel	Others	Equipment	
Legislature	3,494,500	616,000	44,000	110,000	127,000	0	4,391,500
High Court	768,000	11,500	10,000	15,500	17,000	0	822,000
Local Judiciary	615,000	19,000	46,000	34,000	86,000	0	800,000
Sub Total:	4,877,500	646,500	100,000	159,500	230,000	0	6,013,500

Special Programs:							
Contingency Fund	0	0	100,000	0	0	0	100,000
Small Village/Water	0	0	100,000	0	0	0	100,000
FMIS (Computer System)IFAS	0	0	250,000	0	0	0	250,000
Ceremonial Activities	0	0	100,000	0	0	0	100,000
Solid Waste Contract	0	0	450,000 0	0	0	0	450,000 0
Insurance Premium	0	0	550,000	0	0	0	550,000
Swains Island Transp.	0	0	34,500	0	0	0	34,500
Tradesman's Board	0	0	18,000	0	0	0	18,000
Territorial Election	0	0	100,000	0	0	0	100,000
EOB Electricity / Water	0	0	300,000	0	0	0	300,000
Harbor Refuge Collection	0	0	85,000	0	0	0	85,000
Port Administration (Imp)	0	0	100,000	0	0	0	100,000
Federal Surplus Property	0	0	50,000	0	0	0	50,000
Farm Subsidy Program	0	0	50,000	0	0	0	50,000
Retirement Loan Payment	0	0	2,000,000	0	0	0	2,000,000
DOE Facility Renovations	0	0	900,000	0	0	0	900,000
Deficiency/Pr. Yr. Debt Fund	0	0	3,000,000	0	0	0	3,000,000
Debt. Service	0	0	1,100,000	0	0	0	1,100,000
Hospital Authority GF Subsidy	0	0	6,201,000	0	0	0	6,201,000
BHE General Fund Subsidy	0	0	2,138,750	0	0	0	2,138,750
Sub-Total Special Programs:	0	0	17,027,250	0	0	0	17,027,250

			<i>17,177,250</i>				<i>17,177,250</i>
Total (Basic Operation)	44,768,000	1,632,500	48,507,750	568,500	3,231,500	35,000	68,749,250
			<i>18,057,750</i>				<i>68,293,250</i>

Federal Grants:	Personnel Services	Materials Supplies	Contractual Services	Travel	All Others	Equipment	Total
Arts Council/NEA	135,500	6,500	38,000	11,000	48,000	0	239,000
ASEPA	624,000	22,000	115,000	60,500	82,000	40,000	943,500
Territorial Admin. On Aging	1,156,000	13,000	44,000	20,000	893,000	0	2,126,000
Historical Preservation	142,000	9,000	143,000	23,000	75,000	2,000	394,000
Human & Social Services	2,881,000	367,500	2,231,500	202,000	8,770,000	86,500	14,538,500
DHR Grants	433,000	13,500	48,500	10,000	14,000	0	519,000
Marine Wildlife Resources	1,101,500	101,000	44,000	114,500	256,000	68,000	1,685,000
OPI Grants	112,500	38,000	160,500	33,000	0	0	344,000
Public Health Grants	1,032,000	67,500	70,000	177,000	228,500	28,000	1,603,000
Dept. of Commerce Grants	897,000	34,500	1,883,500	86,500	373,000	47,000	3,321,500
Territorial Energy Office	212,000	72,000	50,000	25,000	26,500	22,500	408,000
CJPA/Anti-Drug	1,536,500	330,000	379,500	206,500	363,000	214,500	3,030,000
TEMCO/Governor's Office	314,000	78,000	86,500	113,000	90,000	72,800	754,300
Highway Safety	100,000	87,000	116,500	80,000	68,000	120,000	571,500
MCSAP	180,000	23,000	22,000	75,500	54,000	21,000	375,500
Boating Safety/DPS	145,500	35,000	5,000	31,000	45,000	85,000	346,500
USDA Fire Protection	0	61,000	5,000	12,000	26,000	32,000	136,000
VOI/TIS	0	0	90,000	0	0	3,000	93,000
NCHIP	17,000	8,000	69,000	27,000	26,500	110,000	257,500
DOE Grants	11,015,000	5,146,500	911,500	456,000	1,183,500	661,000	19,373,500
Feletl Barstow Pub Library Grant	0	72,000	0	24,000	20,000	0	116,000
Protection & Advocacy	274,000	9,000	24,000	50,500	117,500	8,500	483,500
Territorial Off. Of Fiscal Reform	662,000	23,000	2,090,000	76,000	74,500	577,000	3,502,500
Total Federal Grants:	22,970,500	6,617,000	8,627,000	1,914,000	12,834,000	2,198,800	55,161,300

Enterprise Funds:	Personnel	Materials	Contractual	All			Total
	Services	Supplies	Services	Travel	Others	Equipment	
Hospital Authority	11,021,680	5,480,111	3,607,203	701,944	1,197,848	504,714	22,513,500
Board of Higher Education	3,277,500	253,600	438,450	235,250	837,650	109,900	5,152,350
Electric Utility	4,740,000	15,870,500	1,111,000	257,000	4,098,000	410,000	26,486,500
Wastewater	775,000	121,500	378,500	13,500	224,500	45,000	1,558,000
Solid Waste	227,500	76,000	1,721,000	13,500	84,500	72,500	2,195,000
Water Utility	1,190,500	910,500	589,000	70,000	1,993,000	150,000	4,903,000
Telecommunication Authority	2,990,000	580,000	250,000	150,000	3,630,000	2,400,000	10,000,000
Public Market	109,000	8,000	0	0	8,000	0	125,000
Airport	1,226,500	50,500	120,000	13,000	130,000	35,000	1,575,000
Golf Course	121,500	5,000	0	0	5,000	0	131,500
Driver Training	54,500	6,000	3,000	0	34,000	0	97,500
Road Maintenance	196,000	186,000	90,000	0	24,500	0	496,500
Equipment Fund	0	9,000	1,000	0	4,000	3,000	17,000
Housing - DAS	407,500	62,500	202,000	0	15,000	0	687,000
Print Shop	161,500	97,000	1,500	0	13,500	26,500	300,000
Industrial Park (DOC)	296,500	11,000	100,000	0	7,500	15,000	430,000
*OPM / Petroleum CO-OP	2,189,000	0	0	0	0	0	2,189,000
*\$189,000 for the Fono							
Total Enterprise:	28,984,180	23,727,211	8,612,653	1,454,194	12,306,998	3,771,614	78,856,850

Capital Improvement:	0	0	10,140,000	0	0	0	10,140,000
-----------------------------	----------	----------	-------------------	----------	----------	----------	-------------------

GRAND TOTAL:	96,722,680	31,976,711	45,887,403	3,936,694	28,372,498	6,005,414	212,901,400
---------------------	-------------------	-------------------	------------------------------	------------------	-------------------	------------------	-------------------------------

45,437,403

212,451,400

MALO AMERIKA SAMOA-PAKETI FA'AI'U TAUSAGA FAATUPE 2002
Fesoasoani mai le Malo Tele ma Galuega Lautele

Matagaluega/Ofisa	Tagata Faigaluega	Oloa ma Sapalai	Galuega Konekarate	Malaga	Isi Mea Uma	Mea Faigaluega	Aofa'i
Fono Faitulafono	3,494,500	616,000	44,000	110,000	127,000	0	4,391,500
Fa'amasinoga Maualuga	768,000	11,500	10,000	15,500	17,000	0	822,000
Fa'amasinoga Lotoifale	615,000	19,000	46,000	34,000	86,000	0	800,000
Aofa'i le tumau:	4,877,500	646,500	100,000	159,500	230,000	0	6,013,500

Porokalama Fa'apitoa:							
Teugatupe Fa'aleoleo	0	0	100,000	0	0	0	100,000
Nu'u Laiti/Vai	0	0	100,000	0	0	0	100,000
FMIS (komepiuta)ASG	0	0	250,000	0	0	0	250,000
Gaoioiga Fa'a-le-Aganu'u	0	0	100,000	0	0	0	100,000
Konekarate o Otaota Lafoai	0	0	450,000	0	0	0	450,000
Totogi o Inisia	0	0	550,000	0	0	0	550,000
Femalagaiga I le Motu o Swains	0	0	34,500	0	0	0	34,500
Komisi Pasi Laisene o Galuega	0	0	18,000	0	0	0	18,000
Palotaga o le Teritori	0	0	100,000	0	0	0	100,000
EOB Eletise/Vai	0	0	300,000	0	0	0	300,000
Lapisi o le Fagaloa	0	0	85,000	0	0	0	85,000
Puleaga o le Taulaga	0	0	100,000	0	0	0	100,000
Oloa Totoe o le Malo Tele	0	0	50,000	0	0	0	50,000
Porokalama Fesoasoani Faifaatoaga	0	0	50,000	0	0	0	50,000
Nogatupe Ritaeta	0	0	2,000,000	0	0	0	2,000,000
DOE Fa'aleleia o Fale	0	0	900,000	0	0	0	900,000
Aitalafu Tausaga Tuanai	0	0	3,000,000	0	0	0	3,000,000
Fesoasoani mo Aitalafu	0	0	1,100,000	0	0	0	1,100,000
Teugatupe Fesoasoani/Pulega Falemai	0	0	6,201,000	0	0	0	6,201,000
BHE Foai Tupe Lautele	0	0	2,138,750	0	0	0	2,138,750
Aofa'i le tumau Porokalama Fa'apitoa:	0	0	47,627,250	0	0	0	47,627,250

			<i>17,177,250</i>				<i>17,177,250</i>
Aofa'i (Galuega Fa'avae)	44,768,000	1,632,500	48,507,750	568,500	3,231,500	35,000	60,743,250
			<i>18,057,750</i>				<i>68,293,250</i>

MALO AMERIKA SAMOA-PAKETI FAAI'U TAUSAGA FAATUPE 2002
Fesoasoani mai le Malo Tele ma Galuega Lautele

Matagaluega/Ofisa	Tagata Faigaluega	Oloa ma Sapalai	Galuega Konekarate	Malaga	Isi Mea Uma	Mea Faigaluega	Aofa'i
Matagaluega o A'oga	15,820,500	45,500	0	0	131,500	0	15,997,500
Tupe Fesoasoani o Aoga	0	0	0	250,000	1,750,000	0	2,000,000
Ofisa o Fa'asalalauaga Lautele	734,500	5,000	9,000	0	29,500	0	778,000
Matagaluega ole Soifua Maloloina	1,459,500	0	0	0	16,000	0	1,475,500
Matagaluega o Fa'ato'aga	673,500	28,500	15,000	0	40,000	0	757,000
Matagaluega o Fefa'ataua'iga	295,000	14,500	69,000	0	26,500	0	405,000
Matagaluega Tau Tupulaga ma Tina	128,000	9,000	5,500	0	5,000	0	147,500
Tamaoaiga Sami ma Vaomatua	123,000	0	0	0	0	0	123,000
Puleaga o le Taulaga	1,250,500	80,500	189,500	8,500	117,500	0	1,646,500
Matagaluega o le Saogalemu Lautele	3,880,500	214,000	31,500	0	119,500	0	4,245,500
OTICIDE	93,000	3,000	2,000	0	9,000	0	107,000
Paka ma Ta'aloga	507,500	16,000	4,000	0	17,500	0	545,000
Ofisa o le Kovana	1,134,500	103,000	257,000	113,000	253,500	30,000	1,891,000
Matagaluega o Pulega o Tautua	451,000	12,500	13,500	0	12,500	0	489,500
Ofisa o Fa'atauga	635,000	16,000	16,000	0	36,000	0	703,000
Ofisa e Pulea Meatotino	339,500	7,500	0	0	11,000	0	358,000
Matagaluega o Tupe	3,084,500	90,000	86,500	4,000	31,500	0	3,296,500
Matagaluega Galuega Lautele	4,013,000	233,500	22,000	5,000	111,500	0	4,385,000
Matagaluega o Mata'upu tau Tulafono	1,511,000	9,000	10,500	12,500	142,000	0	1,685,000
Ofisa o le Malo Lotoifale	1,600,000	10,000	2,000	0	20,000	0	1,632,000
Matagaluega o Tagatafaigaluega	850,000	9,000	5,000	0	7,000	5,000	876,000
Ofisa o le Loia Fautua Lautele	192,500	3,000	0	6,000	8,500	0	210,000
Ofisa o le Su'etusi o le Teritori	157,000	3,500	5,000	0	4,000	0	169,500
Ofisa o Palota	157,000	14,500	4,500	0	4,000	0	180,000
Falemata'aga (Lotoifale)	0	0	20,000	0	20,000	0	40,000
Ofisa o le Fa'amasino o Taupulega	151,000	10,500	0	0	21,500	0	183,000
Faletusi a Feleti Barstow	200,500	45,000	10,000	0	45,000	0	300,500
Ofisa o Fuafuaga ma Paketi	448,500	3,000	3,000	10,000	11,500	0	476,000
Aofa'i le tumau:	39,890,500	986,000	780,500	409,000	3,001,500	35,000	45,102,500

MALO AMERIKA SAMOA-PAKETI FAAI'U TAUSAGA FAATUPE 2002
Fesoasoani mai le Malo Tele ma Galuega Lautele

Fesoasoani mai le Malo Tele	Tagata Faigaluega	Oloa ma Sapalai	Galuega Konekarate	Malaga	Isi Mea Uma	Mea Faigaluega	Aofa'i
Aofaiga Falemata'ga/NEA	135,500	6,500	38,000	11,000	48,000	0	239,000
Puipuiga Si'omaga Am. Samoa	624,000	22,000	115,000	60,500	82,000	40,000	943,500
Puleaga o Tagata Matutua	1,156,000	13,000	44,000	20,000	893,000	0	2,126,000
Puipuiga Mea Sina Fa'atalatu'u	142,000	9,000	143,000	23,000	75,000	2,000	394,000
Tagata ma Tautua Lautele	2,881,000	367,500	2,231,500	202,000	8,770,000	86,500	14,538,500
Matagaluega Tagata Faigaluega	433,000	13,500	48,500	10,000	14,000	0	519,000
Tamaoaiga Sami ma Vaomatua	1,101,500	101,000	44,000	114,500	256,000	68,000	1,685,000
Foai mo le Falemai	112,500	38,000	160,500	33,000	0	0	344,000
Foai mo le Soifua Maloloina	1,032,000	67,500	70,000	177,000	228,500	28,000	1,603,000
Foai mo le Fefa'ataua'iga	897,000	34,500	1,883,500	86,500	373,000	47,000	3,321,500
Ofisa Enetia o le Teritori	212,000	72,000	50,000	25,000	26,500	22,500	408,000
CJPA/Tete'e Vaila'au Fa'asaina	1,536,500	330,000	379,500	206,500	363,000	214,500	3,030,000
TEMCO/Ofisa o le Kovana	314,000	78,000	86,500	113,000	90,000	72,800	754,300
Saogalemu o Alatele	100,000	87,000	116,500	80,000	68,000	120,000	571,500
MCSAP	180,000	23,000	22,000	75,500	54,000	21,000	375,500
Saogalemu o Va'a/DPS	145,500	35,000	5,000	31,000	45,000	85,000	346,500
Puipuiga mai Afimumu/USDA	0	61,000	5,000	12,000	26,000	32,000	136,000
VOI/TIS	0	0	90,000	0	0	3,000	93,000
NCHIP	17,000	8,000	69,000	27,000	26,500	110,000	257,500
Foai mo DOE	11,015,000	5,146,500	911,500	456,000	1,183,500	661,000	19,373,500
Foai mo le Faletusi a Feleti Barstow	0	72,000	0	24,000	20,000	0	116,000
Puipuiga ma Puluvaaga	274,000	9,000	24,000	50,500	117,500	8,500	483,500
Ofisa o Faalelei Teugatupe Faaletausaga	662,000	23,000	2,090,000	76,000	74,500	577,000	3,502,500
Aofai Fesoasoani Malo Tele:	22,970,500	6,617,000	8,627,000	1,914,000	12,834,000	2,198,800	55,161,300

Galuega Lautele	0	0	10,140,000	0	0	0	10,140,000
-----------------	---	---	------------	---	---	---	------------

Aofaiga Tu'ufaatasi	96,722,680	31,976,711	45,887,403	3,936,694	28,372,498	6,005,414	242,901,400
---------------------	------------	------------	-----------------------	-----------	------------	-----------	------------------------

45,437,403

212,451,400

MALO AMERIKA SAMOA-PAKETI FAAI'U TAUSAGA FAATUPE 2002
Fesoasoani mai le Malo Tele ma Galuega Lautele

Teugatupe Tausi	Tagata Faigaluega	Oloa ma Sapalai	Galuega Konekarate	Malaga	Isi Mea Uma	Mea Faigaluega	Aofa'i
Puleaga a le Falemai	11,021,680	5,480,111	3,607,203	701,944	1,197,848	504,714	22,513,500
Komiti o le Kolisi Tu'ufaatasi	3,277,500	253,600	438,450	235,250	837,650	109,900	5,152,350
Eletise Iutilli - ASPA	4,740,000	15,870,500	1,111,000	257,000	4,098,000	410,000	26,486,500
Suavaivale Lafoai - ASPA	775,000	121,500	378,500	13,500	224,500	45,000	1,558,000
Otaota Lafoai - ASPA	227,500	76,000	1,721,000	13,500	84,500	72,500	2,195,000
Iutilli o le Vai - ASPA	1,190,500	910,500	589,000	70,000	1,993,000	150,000	4,903,000
Puleaga o Feso'ota'iga	2,990,000	580,000	250,000	150,000	3,630,000	2,400,000	10,000,000
Maketi Lautele	109,000	8,000	0	0	8,000	0	125,000
Malae Va'alele	1,226,500	50,500	120,000	13,000	130,000	35,000	1,575,000
Malae Tapolo	121,500	5,000	0	0	5,000	0	131,500
Aoga Aveta'avale	54,500	6,000	3,000	0	34,000	0	97,500
Teuteuina o Alatele	196,000	186,000	90,000	0	24,500	0	496,500
Teugatupe mo Mea Faigaluega	0	9,000	1,000	0	4,000	3,000	17,000
Fale Nofo Totogi - DAS	407,500	62,500	202,000	0	15,000	0	687,000
Fale Lomi Tusi - DAS	161,500	97,000	1,500	0	13,500	26,500	300,000
Paka ma Pisinisi	296,500	11,000	100,000	0	7,500	15,000	430,000
* OPM/CO-OP	2,189,000	0	0	0	0	0	2,189,000
* \$189,000 mo le Fonofaitulafono							
Aofa'i Teugatupe Tausi:	28,984,180	23,727,211	8,612,653	1,454,194	12,306,998	3,771,614	78,856,850