

THE THIRTY-THIRD LEGISLATURE OF AMERICAN SAMOA

Fourth Regular Session

Begun and held at Fagatogo, Tutuila, American Samoa
on Monday, the fourteenth day of July
two thousand and fourteen

AN ACT PROVIDING FOR THE APPROPRIATION OF THE AMERICAN SAMOA
GOVERNMENT ANNUAL BUDGET FOR FISCAL YEAR 2015 AND FOR AN
EARLY EFFECTIVE DATE.

Preamble:

This act becomes effective immediately upon passage by the Legislature and
approval by the Governor in order to provide for timely and necessary funding for
government operations.

BE IT ENACTED BY THE LEGISLATURE OF AMERICAN SAMOA:

CHAPTER 1
GENERAL PROVISIONS

Section 1. Sources of projected revenue.

The sources of projected revenue identified for appropriation in the
American Samoa Government Annual Budget for Fiscal Year 2015 by this act are
as follows:

a. Local Revenue:

Table with 2 columns: Revenue Source and Amount. Rows include Taxes (\$68,177,000), Licenses and Permits (\$1,200,000), Fees and Fines (\$3,200,000), Charges for Services (\$5,600,000), Miscellaneous (\$3,000,000), Total Indirect Costs (\$5,600,000), Total Transfers-In (\$5,700,000), and Total Local Revenue (\$92,477,000).

b. (1) D.O.I.: Grant-in Aid (Basic Operation).....\$ 23,021,000

(2) Capital Improvement Projects..... \$ 9,297,000

c. Special Federal Grants.....\$ 102,008,500

d. Enterprise Funds..... \$ 197,680,000

**Total projected revenue sources in
Fiscal Year 2015.....\$424,483,500**

Sec 2. Unbudgeted revenue—Identification and appropriation.

In the event that the American Samoa Government, or any agency thereof, receives during Fiscal Year 2015 revenue from any source not included in the sources of projected revenue identified in this act or which exceeds the projection of any revenue source identified herein, such revenue shall be deemed unbudgeted revenue. It shall be deposited into the general fund and be available for immediate appropriation by the Legislature without waiting for the end of the fiscal year.

Unbudgeted revenue received during Fiscal Year 2015 shall not be expended for any purpose unless first authorized and appropriated by the Legislature. The Governor shall notify the Legislature promptly upon receipt of unbudgeted revenue.

Sec 3. Deficit.

If the government's financial and budget officers determine that actual revenue will fall short of the projected revenue appropriated by this act by greater than two percent for the fiscal year, the Governor shall immediately notify the Legislature. He shall then submit proposed agency program plan changes, reprogramming legislation or supplemental appropriations to adjust to the deficit. Proposed changes or reprogramming shall detail the reduction in expenditures required to assure that actual revenues equal actual expenditures.

Sec 4. Lapses.

All revenue appropriated by this act that has not been expended, obligated for expenditure, or otherwise carried forward to future fiscal years by the close of Fiscal Year 2015 reverts to the General Fund and may not be expended until further appropriation by the Legislature.

CHAPTER II

Section 1. Appropriation of budget.

The American Samoa Government Fiscal Year 2015 Annual Budget is hereby approved and appropriated and the designated agencies are authorized to expend such funds specifically as follows:

American Samoa Government
Estimated Appropriable Revenues
Final Budget Fiscal Year 2015

Revenue Sources	Actual FY 2012 Audited	Actual FY 2013 Estimated	Estimated FY 2014 Estimated	Estimated FY 2015 Estimated
Taxes:				
Corporate Taxes	8,212,000	6,000,000	17,700,000	17,700,000
Individual Income Taxes	18,000,000	24,254,500	24,691,000	22,477,000
Excise Taxes - general	17,000,000	18,000,000	25,050,000	23,000,000
Soda Tax	2,000,000	2,000,000	2,500,000	2,500,000
Cover-Over	1,000,000	2,500,000	1,500,000	2,500,000
Sub-Total Taxes	46,212,000	52,754,500	71,441,000	68,177,000
Licenses and Permits	1,000,000	1,000,000	1,100,000	1,200,000
Fees and Fines	2,504,500	2,500,000	3,752,800	3,200,000
Charges for Services:				
Port Administration	3,000,000	2,800,000	3,961,000	3,000,000
Rents & Leases	750,000	750,000	1,300,000	1,200,000
Sports Complex	250,000	200,000	250,000	300,000
Others	1,000,000	500,000	870,200	1,100,000
Sub-Total Charges for Services	5,000,000	4,250,000	6,381,200	5,600,000
Miscellaneous:				
Interest Income	90,000	100,000	20,000	20,000
Judgments & Settlements	-	1,800,000	1,200,000	1,500,000
Others	1,000,000	800,000	1,396,000	1,480,000
Sub-Total Miscellaneous	1,090,000	2,700,000	2,616,000	3,000,000
Interdepartmental Charges				
Indirect Cost	6,300,000	6,200,000	5,600,000	5,600,000
Sub-Total Interdepartmental Charges	6,300,000	6,200,000	5,600,000	5,600,000
Transfers-In:				
Special Federal Grants	550,000	500,000	550,000	1,000,000
School Repair	1,100,000	1,500,000	-	1,500,000
Debt Service Fund - Excise Tax	3,095,000	3,170,000	3,170,000	3,200,000
Interior Grant in Aid	13,763,000	13,763,000	13,763,000	13,763,000
Sub-Total Transfers In	18,508,000	18,933,000	17,483,000	19,463,000
Sub-Total Local Revenues:	80,614,500	88,337,500	108,374,000	106,240,000

AMERICAN SAMOA GOVERNMENT
Proposed Fiscal Year 2015 Final Budget
Appropriation Summary - All Funds

Department/Agency:	Basic Request	Interior Grant in Aid	Estimated Total	Special Federal Grants	Proposed Budget FY 2015	Approved Budget FY 2014
Education & Culture:						
Department of Education	14,462,500	7,291,000	21,753,500	44,021,500	65,775,000	67,854,000
Scholarship Program	2,000,000	0	2,000,000	0	2,000,000	2,000,000
Office of Public Information	1,559,500	0	1,559,500	622,000	2,181,500	2,164,000
Arts Council	150,000	0	150,000	287,000	437,000	441,000
Total:	18,172,000	7,291,000	25,463,000	44,930,500	70,393,500	72,459,000
Health:						
Department of Public Health	2,244,000	0	2,244,000	7,608,000	9,852,000	9,421,000
Territorial Admin. on Aging	395,000	0	395,000	2,295,500	2,690,500	2,435,000
Human & Social Services	0	0	0	22,318,000	22,318,000	22,959,000
Vocational Rehabilitation (Governor)	50,000	0	50,000	1,088,500	1,138,500	1,145,000
Medicaid (Governor)	370,000	0	370,000	610,000	980,000	340,000
Office of Protection & Advocacy	0	0	0	696,000	696,000	707,500
Total:	3,059,000	0	3,059,000	34,616,000	37,675,000	37,007,500
Economic Development						
Dept of Agriculture	1,162,500	0	1,162,500	0	1,162,500	1,100,000
Department of Commerce	710,000	0	710,000	2,912,000	3,622,000	3,482,500
Marine & Wildlife	270,000	0	270,000	2,844,500	3,114,500	2,859,500
Visitor's Bureau	835,000	0	835,000	0	835,000	900,000
Total:	2,977,500	0	2,977,500	5,756,500	8,734,000	8,342,000
Conservation & Environment						
Environmental Prot. Agency	0	0	0	1,790,500	1,790,500	1,701,000
Territorial Energy Office	0	0	0	576,500	576,500	528,500
Historical Preservation (Governor)	0	0	0	391,000	391,000	384,000
Department of Parks & Recreation	945,000	0	945,000	0	945,000	945,000
Total:	945,000	0	945,000	2,758,000	3,703,000	3,558,500
Port Administration						
Port Administration	2,201,000	739,000	2,940,000	0	2,940,000	2,916,000
Total:	2,201,000	739,000	2,940,000	0	2,940,000	2,916,000
Public Safety						
Department of Public Safety	5,107,500	1,388,000	6,495,500	0	6,495,500	6,225,500
Homeland Security (OTICIDE)	899,000	0	899,000	1,895,500	2,794,500	5,235,500
Highway Safety	0	0	0	1,343,000	1,343,000	2,916,500
MCSAP	0	0	0	351,000	351,000	351,000
Boating Safety	0	0	0	528,000	528,000	716,000
Safer Grant	0	0	0	0	0	307,500
DLS Grant	0	0	0	0	0	684,500
USDA Fire Protection	0	0	0	65,000	65,000	90,000
CJPA/Anti-Drug	141,000	0	141,000	1,647,000	1,788,000	1,836,500
Total:	6,147,500	1,388,000	7,535,500	5,829,500	13,365,000	18,363,000

General Government

Office of the Governor	5,063,500	0	5,063,500	0	5,063,500	4,998,500
Dept. Administrative Svcs.	1,016,500	0	1,016,500	0	1,016,500	1,016,500
Office of Procurement	1,412,000	0	1,412,000	0	1,412,000	1,350,000
Office of Property Management	502,500	0	502,500	0	502,500	502,500
Dept. of Treasury	5,100,500	0	5,100,500	0	5,100,500	5,100,500
Dept. of Public Works	4,793,000	2,626,000	7,419,000	0	7,419,000	5,172,500
Dept. of Legal Affairs	1,619,500	854,000	2,473,500	0	2,473,500	2,473,500
Office of Local Government	2,207,000	0	2,207,000	0	2,207,000	2,177,000
Dept. of Human Resources	1,425,000	0	1,425,000	411,500	1,836,500	1,742,500
Workmen's Compensation Office	200,000	0	200,000	0	200,000	0
Office of Public Defender	485,000	0	485,000	0	485,000	475,000
Office of the Election	380,000	0	380,000	292,000	672,000	755,000
Office of the Territorial Audit	460,000	0	460,000	0	460,000	460,000
Office of Internal Audit	150,000	0	150,000	0	150,000	150,000
Dept. of Youth & Women's Affairs	640,000	0	640,000	0	640,000	640,000
Administrative Law Judge	288,500	0	288,500	0	288,500	288,500
Office of Program Plnng. & Budget	800,000	0	800,000	0	800,000	800,000
Feleti Barstow Public Library	385,000	0	385,000	85,500	470,500	470,500
Total:	26,928,000	3,480,000	30,408,000	789,000	31,197,000	28,572,500

Sub-Total Programs	60,430,000	12,898,000	73,328,000	94,679,500	168,007,500	171,218,500
---------------------------	-------------------	-------------------	-------------------	-------------------	--------------------	--------------------

Department/Agency:	Basic Request	Interior Grant in Aid	Estimated Total	Special Federal Grants	Proposed Budget FY 2015	Approved Budget FY 2014
Legislature of Am. Samoa	7,685,000	0	7,685,000	0	7,685,000	7,060,000
High Court	0	865,000	865,000	0	865,000	865,000
Local Judiciary	2,240,000	0	2,240,000	0	2,240,000	1,944,000
Sub-Total Fono & Judiciary	9,925,000	865,000	10,790,000	0	10,790,000	9,869,000
TOTAL:	70,355,000	13,763,000	84,118,000	94,679,500	178,797,500	181,087,500

Special Programs:	Basic Request	Interior Grant in Aid	Estimated Total	Special Federal Grants	Proposed Budget FY 2015	Approved Budget FY 2014
Hospital Authority GF Subsidy	6,000,000	0	6,000,000	0	6,000,000	6,000,000
Board of Higher Ed. GF Subsidy	3,000,000	0	3,000,000	0	3,000,000	3,000,000
Airport GF Subsidy	500,000	0	500,000	0	500,000	200,000
Sports Complex Subsidy	300,000	0	300,000	0	300,000	235,000
Public Market Subsidy	100,000	0	100,000	0	100,000	100,000
Housing Division GF Subsidy	200,000	0	200,000	0	200,000	215,000
Print Shop GF Subsidy	0	0	0	0	0	100,000
Governor's Contingency Fund	300,000	0	300,000	0	300,000	200,000
Small Village/Water Fund	200,000	0	200,000	0	200,000	150,000
Language, Cultural & Art Dev.	50,000	0	50,000	0	50,000	50,000
ASG System Contract (IFAS)	422,000	0	422,000	0	422,000	900,000
Ceremonial Activities	350,000	0	350,000	0	350,000	250,000
Insurance Premiums	1,250,000	0	1,250,000	0	1,250,000	1,250,000
Swains Island Transportation	50,000	0	50,000	0	50,000	50,000
Territorial Election	100,000	0	100,000	0	100,000	150,000
EOB Electricity/Water Fund	700,000	0	700,000	0	700,000	700,000
Debt Service	2,000,000	0	2,000,000	0	2,000,000	2,000,000
Claims & Damages	200,000	0	200,000	0	200,000	200,000
ASG Audit Contract	300,000	0	300,000	0	300,000	300,000
EOB Maintenance	500,000	0	500,000	0	500,000	300,000
Manu'a Development/Maintenance	500,000	0	500,000	0	500,000	0
Immigration Computer Sys. Upgrade	100,000	0	100,000	0	100,000	250,000
Manu'a Transportation	350,000	0	350,000	0	350,000	350,000
DPS Law Enforcement	100,000	0	100,000	0	100,000	150,000
ASG Local Fleet Fuel	500,000	0	500,000	0	500,000	400,000
Am. Samoa Water Conservation Prg.	50,000	0	50,000	0	50,000	50,000
Veteran's Memorial	0	0	0	0	0	0
U.S. Fair Labor Settlement	0	0	0	0	0	0
Americorps Unallowable Costs	0	0	0	0	0	0
VR Grant Unallowable Costs	0	0	0	0	0	0
Judgment: Amosa Saneterini	0	0	0	0	0	0
Judgment: Viiga Tuvale	0	0	0	0	0	0
Pacific Int'l Engineering Judgment	0	0	0	0	0	100,000
Laufou Settlement(partial payment)	500,000	0	500,000	0	500,000	500,000
Amnesty Program Development	0	0	0	0	0	100,000
ASG Construction/School Main. Proj.	500,000	0	500,000	0	500,000	500,000
Economic Dev./Private Sector Initiative	500,000	0	500,000	0	500,000	1,000,000
Beautification Program	0	0	0	0	0	100,000
Fishing Subsidy Program	150,000	0	150,000	0	150,000	150,000
Farm Subsidy Program	150,000	0	150,000	0	150,000	150,000
Stray Dog Eradication	50,000	0	50,000	0	50,000	50,000
Su'igaula Youth Park Development	100,000	0	100,000	0	100,000	300,000
DOE Educational Conference	0	0	0	0	0	300,000
Local Road Maintenance Subsidy	600,000	0	600,000	0	600,000	600,000
Fagatogo Playground	50,000	0	50,000	0	50,000	100,000
Youth Center Match(Ind. Sis. Province)	0	0	0	0	0	300,000
High Sch. Gymnasium Improvements	500,000	0	500,000	0	500,000	1,000,000

Veterans Stadium Improvements	300,000	0	300,000	0	300,000	300,000
Nu'uuli Fautasi Shelter relocation	0	0	0	0	0	50,000
Hotel Demolition & clean-up	0	0	0	0	0	300,000
DBAS Business Loan Program	0	0	0	0	0	1,000,000
Faleasao Harbor Dredging	0	0	0	0	0	1,500,000
Judicial Program Assistance	0	0	0	0	0	100,000
Pago Pago Youth Gymnasium	600,000	0	600,000	0	600,000	0
Summer Youth Program	0	0	0	0	0	200,000

Total Special Programs:	22,122,000	0	22,122,000	0	22,122,000	26,250,000
--------------------------------	-------------------	----------	-------------------	----------	-------------------	-------------------

Total Basic Operation:	92,477,000	13,763,000	106,240,000	94,679,500	200,919,500	207,337,500
-------------------------------	-------------------	-------------------	--------------------	-------------------	--------------------	--------------------

Total Capital Imp. Projects:	0	9,297,000	9,297,000	0	9,297,000	10,047,000
-------------------------------------	----------	------------------	------------------	----------	------------------	-------------------

Total Appropriation Fund:	92,477,000	23,060,000	115,537,000	94,679,500	210,216,500	217,384,500
----------------------------------	-------------------	-------------------	--------------------	-------------------	--------------------	--------------------

Enterprise Funds	Basic Request	Interior Grant in Aid	Estimated Total	Special Federal Grants	Proposed Budget FY 2015	Approved Budget FY 2014
Hospital Authority	36,015,000	7,900,000	43,915,000	2,655,000	46,570,000	46,570,000
Board of Higher Education	4,134,500	1,358,000	5,492,500	4,674,000	10,166,500	10,299,000
Electric Utility - ASPA	70,769,000	0	70,769,000	0	70,769,000	86,522,500
Water Utility - ASPA	18,854,000	0	18,854,000	0	18,854,000	17,379,500
Wastewater Division - ASPA	16,357,000	0	16,357,000	0	16,357,000	20,069,500
Solid Waste - ASPA	3,751,000	0	3,751,000	0	3,751,000	3,420,000
Fuel Marketing - ASPA	0	0	0	0	0	6,352,500
TeleCommunication Authority	16,000,000	0	16,000,000	0	16,000,000	16,000,000
Pago Pago International Airport	3,500,000	0	3,500,000	0	3,500,000	3,500,000
Public Market	170,500	0	170,500	0	170,500	170,500
Driver Training	82,500	0	82,500	0	82,500	82,000
Road Maintenance	590,500	0	590,500	0	590,500	590,500
Sports Complex	308,000	0	308,000	0	308,000	220,000
Housing - DAS	373,500	0	373,500	0	373,500	550,000
Print Shop	250,000	0	250,000	0	250,000	195,500
Industrial Park	711,500	0	711,500	0	711,500	600,000
AS Shipyard Services Authority	1,944,000	0	1,944,000	0	1,944,000	2,034,500
ASPC/OPM/TOFR/ASDRO	23,869,000	0	23,869,000	0	23,869,000	23,939,000
Total Enterprise Funds:	197,680,000	9,258,000	206,938,000	7,329,000	214,267,000	238,495,000

GRAND TOTAL:	290,157,000	32,318,000	322,475,000	102,008,500	424,483,500	455,879,500
---------------------	--------------------	-------------------	--------------------	--------------------	--------------------	--------------------

American Samoa Government

Fiscal Year 2015 Final Budget

Object Class Summary

Department/Agency	Personnel Services	Materials Supplies	Contractual Services	Travel	All Others	Equipment	Total
Department of Education	19,737,000	207,500	143,000	24,500	1,641,500	0	21,753,500
Scholarship Fund	0	0	0	150,000	1,850,000	0	2,000,000
Office of Public Information	1,064,000	0	200,000	0	268,500	27,000	1,559,500
Dept. of Public Health	1,768,000	34,000	30,000	23,000	359,000	30,000	2,244,000
Dept. of Agriculture	986,500	16,000	107,000	6,000	47,000	0	1,162,500
Department of Commerce	590,500	5,500	9,500	16,000	50,500	38,000	710,000
Marine & Wildlife Resources	143,500	6,000	10,000	11,000	99,500	0	270,000
Visitor's Bureau	258,000	200,000	77,000	80,000	205,000	15,000	835,000
Dept. of Parks & Recreation	716,500	26,000	19,500	5,000	75,500	102,500	945,000
Dept. of Port Administration	1,824,000	158,000	542,500	39,000	349,500	27,000	2,940,000
Dept. of Public Safety	5,631,000	161,500	49,000	4,000	650,000	0	6,495,500
Homeland Security (OTICIDE)	727,500	45,000	16,000	0	110,500	0	899,000
Office of the Governor	3,247,500	81,000	545,500	336,000	704,500	149,000	5,063,500
Administrative Services	904,500	6,000	34,000	5,000	58,500	8,500	1,016,500
Office of Procurement	1,338,000	5,000	0	9,000	60,000	0	1,412,000
Office of Property Mgmt.	437,000	5,000	6,000	5,500	33,000	16,000	502,500
Dept. of Treasury	4,883,000	37,500	24,000	40,000	116,000	0	5,100,500
Dept. of Public Works	6,390,500	399,000	378,000	28,500	193,000	30,000	7,419,000
Dept. of Legal Affairs	2,301,000	14,000	45,000	20,000	83,500	10,000	2,473,500
Dept. of Local Government	2,109,500	10,000	13,000	19,500	50,000	5,000	2,207,000
Dept. of Human Resources	1,260,000	33,000	20,000	30,000	62,000	20,000	1,425,000
Workmen's Compensation Office	110,000	9,500	14,500	28,000	0	38,000	200,000
Office of Public Defender	422,000	5,000	4,000	18,000	36,000	0	485,000
Office of the Election	344,500	4,000	2,000	5,000	19,500	5,000	380,000
Office of the Territorial Audit	354,000	10,000	8,000	27,500	44,500	16,000	460,000
Office of the Internal Audit	131,500	2,500	2,000	6,000	6,000	2,000	150,000
Office of Youth & Women's Aff.	362,500	7,500	128,000	24,000	78,000	40,000	640,000
Arts Council (Local)	99,500	0	15,500	0	35,000	0	150,000
Criminal Justice (Local)	135,000	0	0	0	6,000	0	141,000
T.A.O.A. (local)	385,500	4,000	0	2,000	3,500	0	395,000
Vocational Rehabilitation (Local)	0	0	50,000	0	0	0	50,000
Medicaid Office (Local)	161,500	7,000	123,500	42,500	26,500	9,000	370,000
Administrative Law Judge	188,000	19,500	29,000	10,000	22,000	20,000	288,500
Feleti Barstow Public Library	290,000	9,500	28,000	0	57,500	0	385,000
Office of Planning & Budget	572,000	44,000	24,500	48,500	73,500	37,500	800,000
Sub Total - Executive	59,873,500	1,572,500	2,698,000	1,063,500	7,475,000	645,500	73,328,000

Department/Agency	Personnel Services	Materials Supplies	Contractual Services	Travel	All Others	Equipment	Total
Legislature	5,339,500	1,443,000	134,000	319,000	421,500	28,000	7,685,000
High Court	792,000	13,000	7,000	24,000	25,000	4,000	865,000
Local Judiciary	1,830,000	196,000	70,000	31,500	112,500	0	2,240,000
Sub Total - Fono & Judiciary	7,961,500	1,652,000	211,000	374,500	559,000	32,000	10,790,000

Special Programs:	Personnel Services	Materials Supplies	Contractual Services	Travel	All Others	Equipment	Total
Hospital Authority GF Subsidy	0	0	0	0	6,000,000	0	6,000,000
Board of Higher Ed. GF Subsidy	0	0	0	0	3,000,000	0	3,000,000
Airport GF Subsidy	0	0	0	0	500,000	0	500,000
Sports Complex Subsidy	0	0	0	0	300,000	0	300,000
Public Market Subsidy	0	0	0	0	100,000	0	100,000
Housing Division GF Subsidy	0	0	0	0	200,000	0	200,000
Governor's Contingency Fund	0	0	300,000	0	0	0	300,000
Small Village/Water Fund	0	0	200,000	0	0	0	200,000
Language, Cultural & Art Dev.	0	0	0	0	50,000	0	50,000
ASG Software Contract (IFAS)	0	0	422,000	0	0	0	422,000
Ceremonial Activities	0	0	350,000	0	0	0	350,000
Insurance Premiums	0	0	1,250,000	0	0	0	1,250,000
Swains Island Transportation	0	0	50,000	0	0	0	50,000
Territorial Election	0	0	100,000	0	0	0	100,000
EOB Electricity/Water Fund	0	0	0	0	700,000	0	700,000
Debt Service	0	0	0	0	2,000,000	0	2,000,000
Claims & Damages	0	0	200,000	0	0	0	200,000
ASG Audit Contract	0	0	300,000	0	0	0	300,000
EOB Maintenance	0	0	500,000	0	0	0	500,000
Manu'a Development/Maintenance	0	0	500,000	0	0	0	500,000
Immigration System Upgrade	0	0	100,000	0	0	0	100,000
Manu'a Transportation	0	0	350,000	0	0	0	350,000
DPS Law Enforcement	0	0	100,000	0	0	0	100,000
ASG Local Fleet Fuel	0	0	500,000	0	0	0	500,000
Am. Samoa Water Conservation Prg.	0	0	0	0	50,000	0	50,000
Laufou Settlement(partial payment)	0	0	0	0	500,000	0	500,000
ASG Construction/School Main. Proj.	0	0	500,000	0	0	0	500,000
Economic Dev./Private Sector Initiative	0	0	500,000	0	0	0	500,000
Fishing Subsidy Program	0	0	150,000	0	0	0	150,000
Farm Subsidy Program	0	0	150,000	0	0	0	150,000
Stray Dog Eradication	0	0	50,000	0	0	0	50,000
Su'igaula Youth Park Development	0	0	100,000	0	0	0	100,000
Local Road Maintenance Subsidy	0	0	600,000	0	0	0	600,000

Fagatogo Playground	0	0	50,000	0	0	0	50,000
High Sch. Gymnasium Improvements	0	0	500,000	0	0	0	500,000
Veterans Stadium Upgrade	0	0	300,000	0	0	0	300,000
Pago Pago Youth Gymnasium	0	0	600,000	0	0	0	600,000
Sub-Total Special Programs:	0	0	8,722,000	0	13,400,000	0	22,122,000

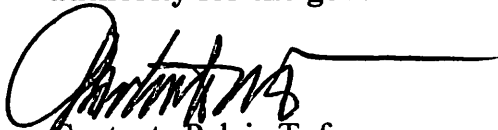
Total (Basic Operation)	67,835,000	3,224,500	11,631,000	1,438,000	21,434,000	677,500	106,240,000
--------------------------------	-------------------	------------------	-------------------	------------------	-------------------	----------------	--------------------


Federal Grants:	Personnel Services	Materials Supplies	Contractual Services	Travel	All Others	Equipment	Total
Dept. of Education Grants	23,150,500	10,919,000	3,505,500	294,000	5,611,500	541,000	44,021,500
Office of Public Info. Grants	20,000	0	10,000	0	562,000	30,000	622,000
Arts Council/NEA	195,500	10,000	21,500	15,000	45,000	0	287,000
Public Health Grants	4,604,500	214,500	564,000	194,000	1,897,000	134,000	7,608,000
Territorial Admin. On Aging	1,166,500	17,000	975,000	17,500	111,000	8,500	2,295,500
Human & Social Services	4,379,000	426,500	3,618,500	345,500	13,443,000	105,500	22,318,000
Vocational Rehabilitation	666,000	7,500	139,500	49,000	197,000	29,500	1,088,500
Medicaid (Governor's Office)	275,500	31,000	93,500	102,500	53,500	54,000	610,000
Protection & Advocacy	438,500	32,500	39,000	65,500	110,500	10,000	696,000
Dept. of Commerce Grants	1,143,500	52,000	1,218,500	95,000	315,500	87,500	2,912,000
Dept. of Marine Wildlife Res.	1,705,500	232,000	308,500	171,500	309,500	117,500	2,844,500
AS Environ. Protection Agency	1,521,000	26,000	80,000	51,000	92,500	20,000	1,790,500
Territorial Energy Office	323,000	38,000	30,000	25,500	160,000	0	576,500
Historical Preservation	250,000	8,000	85,000	11,000	37,000	0	391,000
Homeland Security	1,033,500	30,500	22,000	105,000	202,000	502,500	1,895,500
Highway Safety	260,500	178,500	577,500	87,000	91,500	148,000	1,343,000
MCSAP	193,000	25,000	4,000	47,500	71,500	10,000	351,000
Boating Safety/DPS	159,000	78,000	0	31,000	20,000	240,000	528,000
USDA - Fire Protection	9,000	23,500	2,000	17,500	13,000	0	65,000
CJPA/ Anti-Drug	1,011,000	113,500	309,000	93,500	41,000	79,000	1,647,000
Dept. of Human Resources	297,000	21,500	38,500	25,500	23,000	6,000	411,500
Election Office Grants	181,500	16,000	40,500	6,500	35,000	12,500	292,000
Feleti Barstow Library Grant	0	10,000	5,000	15,000	55,500	0	85,500
Hospital Authority Grants	1,353,000	678,000	56,500	34,500	157,000	376,000	2,655,000
BHE Grants	3,221,000	173,000	257,500	210,000	698,500	114,000	4,674,000
Total Federal Grants:	47,557,500	13,361,500	12,001,000	2,110,000	24,353,000	2,625,500	102,008,500

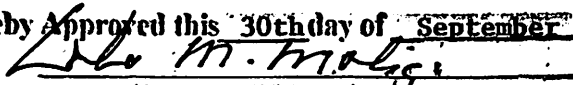
Enterprise Funds:	Personnel Services	Materials Supplies	Contractual Services	Travel	All Others	Equipment	Total
Hospital Authority	20,599,000	13,395,500	1,713,000	1,215,000	2,974,500	4,018,000	43,915,000
Board of Higher Education	3,785,000	198,500	195,000	177,000	1,062,000	75,000	5,492,500
Electric Utility - ASPA	8,897,000	42,735,000	14,901,000	202,000	3,333,000	701,000	70,769,000
Water Utility - ASPA	3,869,000	2,658,000	8,801,000	36,000	3,287,000	203,000	18,854,000
Wastewater - ASPA	2,305,000	283,000	12,920,000	27,000	617,000	205,000	16,357,000
Solid Waste - ASPA	626,000	504,000	1,946,000	11,000	217,000	447,000	3,751,000
Fuel Marketing - ASPA	0	0	0	0	0	0	0
Telecommunication Authority	4,880,000	1,024,500	795,000	327,000	6,876,000	2,097,500	16,000,000
Pago Pago International Airport	2,510,500	82,500	362,000	54,500	169,500	321,000	3,500,000
Public Market	153,000	11,000	0	0	4,500	2,000	170,500
Driver's Training	82,500	0	0	0	0	0	82,500
Road Maintenance	15,000	75,000	400,500	0	0	100,000	590,500
Sports Complex	308,000	0	0	0	0	0	308,000
Housing - DAS	373,500	0	0	0	0	0	373,500
Print Shop	217,000	15,000	500	0	15,000	2,500	250,000
Industrial Park	606,500	7,000	67,500	20,000	7,500	3,000	711,500
AS Shipyard Services Authority	755,500	639,000	194,000	19,000	286,500	50,000	1,944,000
ASPC/OPM/TOFR/ASDRO	842,500	89,000	22,547,000	150,500	190,000	50,000	23,869,000
Total Enterprise:	50,825,000	61,717,000	64,842,500	2,239,000	19,039,500	8,275,000	206,938,000
Capital Improvement:	0	0	9,297,000	0	0	0	9,297,000
GRAND TOTAL:	166,217,500	78,303,000	97,771,500	5,787,000	64,826,500	11,578,000	424,483,500

Sec 2. Effective date.

This act is effective immediately upon passage by the Legislature and approval by the Governor due to the need to immediately continue proper budget authority for the government.


Gaoteote Palaie Tofau
President of the Senate


Savali Talavou Ale
Speaker, House of Representatives

Hereby Approved this 30th day of September 2024

Governor Of American Samoa

NOFOAIGA TOLUSEFULU-TOLU FONOFAITULAFONO AMERIKA SAMOA

Fono Tele Lona Fa

Nofioia ma usuia i Fagatogo, Tutuila, Amerika Samoa
Aso Gafua, aso sefulufā o Iulai
lua afe sefulu fā

O SE TULAFONO E SAUNIA AI MO LE FA'ASOASOAINA O LE PAKETI
FA'ALETASAGA A LE MALO O AMERIKA SAMOA MO LE TAUSAGA
FA'ALETUPE 2015 MA SE ASO TAUALOA VAVE.

Fa'atomuaga:

O lenei tulafono o le a taualoa vave pe a pasia e le Fono Faitulafono ma
fa'amaonia e le Kovana ina ia mafai ona saunia i le taimi atofaina fa'apea ma le
fa'atupega mana'omia mo le fa'agaoioiga o le malo.

IA FA'ATULAFONOINA E LE FONO FAITULAFONO A AMERIKA SAMOA:

**"MATA'UPU I
AIAIGA LAUTELE**

Maga 1. Alagatupe o tupemaua fuafuaina.

O alagatupe o tupemaua fuafuaina ua fa'amaoniaina mo le fa'asoaga i
le Paketi Fa'aletausaga a le Malo o Amerika Samoa mo le Tausaga Tupe 2015
i lenei tulafono ua fa'aalia i lalo:

(a) Tupemaua lotoifale:

Lafoga.....	\$ 68,177,000
Laisene ma Pemita.....	\$ 1,200,000
Tau fa'ae'e ma Salatupe.....	\$ 3,200,000
Totogi o Tautua.....	\$ 5,600,000
Isi mea.....	\$ 3,000,000
Aofa'iga o Tau e le patino.....	\$ 5,600,000
Aofa'iga auina mai i totonu.....	\$ 5,700,000
Aofa'i o Tupe Lotoifale.....	\$ 92,477,000
(e) (1) M.O.I.: Tupe Foa'i Fesoasoani(Gaoioiga Autu)....	\$ 23,021,000
(2) Fuafuaga mo Fa'aleleiga Tauā	\$ 9,297,000
i. Tupe Foa'i Fa'apitoa a le Feterale.....	\$ 102,008,500
o. Tupe mo Galuega Faigata e mana'omia ona faia.....	\$197,680,000

**Aofa'i o alatupe o tupemaua fuafuaina i le
Tausaga Tupe 2015.....\$424,483,500**

Maga 2. Tupemaua e le'i fa'asoasoaina—Fa'amaoniaina ma fa'asoasoaina.

I se tulaga e maua e le Malo o Amerika Samoa, po'o so'o sona ofisa tupemaua i totonu o le Tausaga Tupe 2015 mai so'o se alagatupe e le o aofia i le alagatupe o tupemaua ua fa'amaoniaina i lenei tulafono pe ua sili atu fo'i i le fuafuaina o so'o se alatupe o tupemaua e pei ona ta'ua, o ia tupemaua e fa'atulagaina o tupemaua e le'i fa'asoasoaina. O le a teuina ia tupemaua i le teugatupe lautele ma ia fa'aavanoaina mo le fa'asoasoaina vave e le Fono Faitulafono e aunoa ma le fa'atalitali i le i'uga o le tausaga tupe.

O tupemaua e le'i fa'asoasoaina e maua i totonu o le Tausaga Tupe o le 2015 o le a le fa'aaogaina mo so'o se fa'amoemoega vagana ai ua mua'i maua le fa'atagaga ma fa'asoasoaina e le Fono Faitulafono. O le a fa'ailoa mai e le Kovana i se taimi vave i le Fono Faitulafono i le taimi lava e maua ai ia tupe aua e le'i fa'asoasoaina.

Maga 3. Aofa'iga e maualalo ai le tupemaua.

Afai e fuafua atu e le ali'i-ofisa o le tupe ma le paketi a le malo, o le tupemaua e maualalo i le tupemaua fa'amaonia ua fa'asoasoaina i lenei tulafono e sili nai le lua pasene mo le tausaga tupe, ia fa'ailoa vave mai e le Kovana i le Fono Faitulafono. Ia tu'uina mai fo'i ni fuafuaga o suiga o porokalama taufa'aofi a ofisa, tulafono e toefa'aporokalamaina ai po'o fa'asoasoaga fa'aopoopo e toefa'atulaga ai le tupe ua pa'u ai. O suiga taufa'aofi po'o le toefa'aporokalamaina ia auiliili mai ai fo'i le fa'aitiitia o le fa'aaluina o tupe mana'omia ina ia mautinoa o le tupemaua moni fuafuaina e tutusa ma le tupefa'aalu moni.

Maga 4. Anuilagi ona o le fa'atamala.

O tupemaua uma ua fa'asoasoaina e lenei tulafono e le fa'aaogaina, fa'atulagaina mo le fa'aaogaina, po'o le fa'aauau atu i tausaga tupe i le lumana'i le tapunia o le Tausaga Tupe 2015, ia toefa'afo'i atu i le Teugatupe Lautele ma e le mafai ona toe fa'aaogaina vagana ua toefa'asoasoaina e le Fono Faitulafono.

Mata'upu II

Maga 1. Fa'asoasoaga o le paketi.

O le Paketi Fa'ale-Tausaga o le Tausaga Tupe 2015 a le Malo o Amerika Samoa ua fa'amaonia nei ma fa'asoasoaina mo ofisa fa'asinoaina, ma ua fa'atagaina e fa'aaoga ia tupe ma'oti e pei ona fa'aalia i lalo:

Malo o Amerika Samoa
Tupe Maua Fa'asoaso Fuafuaina
Paketi Fa'ai'u-Tausaga Tupe 2015

Alaga Tupe o Tupe Maua	Aofaiga tonu	Aofaiga tonu	Fuafuaina	Fuafuaina
	TT2012	TT 2013	TT 2014	TT 2015
	Su'eina	Fuafuaina	Fuafuaina	Fuafuaina
Lafoga:				
Lafoga a pisinisi ma tagatafaigaluega	8,212,000	6,000,000	17,700,000	17,700,000
Lafoga Tupe Maua a Tagata	18,000,000	24,254,500	24,691,000	22,477,000
Lafoga Oloa-Lautele	17,000,000	18,000,000	25,050,000	23,000,000
Lafoga Apainu Suamalie	2,000,000	2,000,000	2,500,000	2,500,000
Tupe totoe faaauau I le Tausaga Fou	1,000,000	2,500,000	1,500,000	2,500,000
Aofaiga fa'aauau a lafoga	46,212,000	52,754,500	71,441,000	68,177,000
Laisene ma Pemita	1,000,000	1,000,000	1,100,000	1,200,000
Taufa'ae'e ma Sala Tupe	2,504,500	2,500,000	3,752,800	3,200,000
Totogi Fa'ae'e mo Tautua				
Pulega o le Taulaga	3,000,000	2,800,000	3,961,000	3,000,000
Fa'aaoga Totogi ma Lisi	750,000	750,000	1,300,000	1,200,000
Vaega mo Ta'aloga	250,000	200,000	250,000	300,000
O Isi	1,000,000	500,000	870,200	1,100,000
Aofa'iga fa'aauau mo Tautua Taufa'ae'e	5,000,000	4,250,000	6,381,200	5,600,000
Mea Ese'ese:				
Pasene o Tupe Maua	90,000	100,000	20,000	20,000
Iuga o Fa'amasinoga/Totogi faataga	-	1,800,000	1,200,000	1,500,000
O Isi	1,000,000	800,000	1,396,000	1,480,000
Aofa'iga fa'aauau o Mea Ese'ese	1,090,000	2,700,000	2,616,000	3,000,000
Taufa'ae'e i Va-o-matagaluega				
Tau le patino	6,300,000	6,200,000	5,600,000	5,600,000
Aofa'i Taufa'ae'e i Va-o-matagaluega	6,300,000	6,200,000	5,600,000	5,600,000
Tu'uina mai i totonu:				
Foa'i Fa'apitoa Feterale	550,000	500,000	550,000	1,000,000
Faaleleiga o Falea'oga	1,100,000	1,500,000	-	1,500,000
Tupe o Aitalafu Tautua - Lafoga Oloa	3,095,000	3,170,000	3,170,000	3,200,000
Tupe Fesoasoani a le Initeria	13,763,000	13,763,000	13,763,000	13,763,000
Aofa'i o Tu'uina mai i Totonu	18,508,000	18,933,000	17,483,000	19,463,000
Aofa'iga fa'aauau o Tupe Maua	80,614,500	88,337,500	108,374,000	106,240,000

MALO O AMERIKA SAMOA
Tausaga Tupe 2015 Paketi Fa'al'u
Otootoga o Fa'asoaga - Tupe Maua

Matagaluega/Ofisa	Talosaga Fa'avae	Initeria Foa'i Tupe Fesoasoani	Aofaiga Fuafuaina	Foa'i Tupe Fa'apitoa Feterale	Paketi Fuafuaina TT 2015	Paketi Fa'amaonia TT2014
Aoaoga/Aganu'u:						
Matagaluega o A'oga	14,462,500	7,291,000	21,753,500	44,021,500	65,775,000	67,854,000
Porokalama mo Sikolasipi	2,000,000	0	2,000,000	0	2,000,000	2,000,000
Ofisa o Fa'asalalauaga Lautele	1,559,500	0	1,559,500	622,000	2,181,500	2,164,000
Falemata'aga	150,000	0	150,000	287,000	437,000	441,000
Aofa'i:	18,172,000	7,291,000	25,463,000	44,930,500	70,393,500	72,459,000
Soifua Maloloina:						
Matagaluega o le Soifua Maloloina	2,244,000	0	2,244,000	7,608,000	9,852,000	9,421,000
Puieaga o Tagata Matutua	395,000	0	395,000	2,295,500	2,690,500	2,435,000
Tagata ma Tautua Lautele	0	0	0	22,316,000	22,318,000	22,959,000
Vaega fesoasoani faafolisia le malosil(Kovana)	50,000	0	50,000	1,088,500	1,138,500	1,145,000
Medical (Kovana)	370,000	0	370,000	610,000	980,000	340,000
Puipuiga ma Puiuvaga	0	0	0	696,000	696,000	707,500
Aofa'i:	3,059,000	0	3,059,000	34,616,000	37,675,000	37,007,500
Atina'e Tamaoaiga:						
Matagaluega Fa'atoaga	1,162,500	0	1,162,500	0	1,162,500	1,100,000
Matagaluega Fefa'ataua'iga	710,000	0	710,000	2,912,000	3,622,000	3,482,500
Tamaoaiga Sami ma Vaomatua	270,000	0	270,000	2,844,500	3,114,500	2,859,500
Vaega mo Tagata Asiasi	835,000	0	835,000	0	835,000	900,000
Aofa'i:	2,977,500	0	2,977,500	5,756,500	8,734,000	8,342,000
Fa'asaoga & Si'omaga						
Puipuiga Si'omaga Am. Samoa	0	0	0	1,790,500	1,790,500	1,701,000
Ofisa Enetia o le Teritori	0	0	0	576,500	576,500	528,500
Puipuiga Mea Sina Fa'atalatu'u(Kovana)	0	0	0	391,000	391,000	384,000
Paka ma Malae Ta'alo	945,000	0	945,000	0	945,000	945,000
Aofa'i:	945,000	0	945,000	2,758,000	3,703,000	3,558,500
Femalagaiga:						
Pulega o le Taulaga	2,201,000	739,000	2,940,000	0	2,940,000	2,916,000
Aofa'i:	2,201,000	739,000	2,940,000	0	2,940,000	2,916,000

Matagaluega/Ofisa	Talosaga Fa'avae	Initeria Foai Tupe Fesoasoani	Aofaiga Fuafuaina	Foai Tupe Fa'apitua Feterale	Paketi Fuafuaina TT 2015	Paketi Fa'amaonia TT 2014
Puipulga Saogalemu Lautele						
Puipulga Saogalemu Lautele	5,107,500	1,388,000	6,495,500	0	6,495,500	6,225,500
Puipulga o le Atunu'u (OTICIDE)	899,000	0	899,000	1,895,500	2,794,500	5,235,500
Saogalemu i Alatele	0	0	0	1,343,000	1,343,000	2,916,500
MCSAP	0	0	0	351,000	351,000	351,000
Saogalemu o Va'a	0	0	0	528,000	528,000	716,000
Tupe Fesoasoani - Safer	0	0	0	0	0	307,500
Tupe Fesoasoani - DLS	0	0	0	0	0	684,500
USDA Puipulga o Afmumu	0	0	0	65,000	65,000	90,000
CJPA/Tete'e Vailaau Fa'asaina	141,000	0	141,000	1,647,000	1,788,000	1,836,500
Aofa'i:	6,147,500	1,388,000	7,535,500	5,829,500	13,365,000	18,363,000

Malo Lautele:						
Ofisa o le Kovana	5,063,500	0	5,063,500	0	5,063,500	4,998,500
Matagaluega o Tautua Fa'alepulega	1,016,500	0	1,016,500	0	1,016,500	1,016,500
Ofisa o Fa'atauga	1,412,000	0	1,412,000	0	1,412,000	1,350,000
Ofisa o Pulea Meatotino	502,500	0	502,500	0	502,500	502,500
Matagaluega o Tupe	5,100,500	0	5,100,500	0	5,100,500	5,100,500
Matagaluega o Galuega Lautele	4,793,000	2,626,000	7,419,000	0	7,419,000	5,172,500
Matagaluega o Mataupu tau Tulafono	1,619,500	854,000	2,473,500	0	2,473,500	2,473,500
Ofisa o le Malo Lotoifale	2,207,000	0	2,207,000	0	2,207,000	2,177,000
Matagaluega o Tagatafaigaluega	1,425,000	0	1,425,000	411,500	1,836,500	1,742,500
Ofisa Alagatupe Tagatafaigaluega-fa'alavelave fa'afuasei	200,000	0	200,000	0	200,000	0
Ofisa o le Lolo Fautua Lautele	485,000	0	485,000	0	485,000	475,000
Ofisa o Palota	380,000	0	380,000	292,000	672,000	755,000
Ofisa o le Su'etusi o le Teritori	460,000	0	460,000	0	460,000	460,000
Ofisa Su'etusi Fa'alotoifale	150,000	0	150,000	0	150,000	150,000
Matagaluega tau Tupulaga ma Tina	640,000	0	640,000	0	640,000	640,000
Ofisa o le Fa'amasino o Tulafono Taupulega	288,500	0	288,500	0	288,500	288,500
Ofisa o Fuafuaga & Paketi	800,000	0	800,000	0	800,000	800,000
Faletusi Feloti Barstow	385,000	0	385,000	85,500	470,500	470,500
Aofa'i:	26,928,000	3,480,000	30,408,000	789,000	31,197,000	28,572,500

Aofa'i fa'aauau mo Porokalama:	60,430,000	12,898,000	73,328,000	94,679,500	168,007,500	171,218,500
---------------------------------------	-------------------	-------------------	-------------------	-------------------	--------------------	--------------------

Matagaluega/Ofisa	Talosaga Fa'avae	Initeria Foai Tupe Fesoasoani	Aofaiga Fuafuaina	Foai Tupe Fa'apitua Feterale	Paketi Fuafuaina TT 2015	Paketi Fa'amaonia TT 2014
Fono Faltulafono	7,685,000	0	7,685,000	0	7,685,000	7,060,000
Fa'amasinoga Maualuga	0	865,000	865,000	0	865,000	865,000
Fa'amasinoga Lotoifale	2,240,000	0	2,240,000	0	2,240,000	1,944,000
Aofa'i fa'aauau Fono & Fa'amasinoga	9,925,000	865,000	10,790,000	0	10,790,000	9,869,000
Aofa'i:	70,355,000	13,763,000	84,118,000	94,679,500	178,797,500	181,087,500

POROKALAMA FA'APITOA	Talosaga Fa'avae	Initeria Foai Tupe Fesoasoani	Aofaiga Fuafuaina	Foai Tupe Fa'apitoa Feterale	Paketi Fuafuaina TT 2015	Paketi Fa'amaonia TT 2014
Tupe Fesoasoani - Puleaga a le Falema'i	6,000,000	0	6,000,000	0	6,000,000	6,000,000
KAM Foai Tupe Fesoasoani	3,000,000	0	3,000,000	0	3,000,000	3,000,000
Teugatupe Lautele Malaeva'alele	500,000	0	500,000	0	500,000	200,000
Tupe fesoasoani mo vaega o ta'aloga	300,000	0	300,000	0	300,000	235,000
Tupe Fesoasoani mo le Maketi	100,000	0	100,000	0	100,000	100,000
Tupe Fesoasoani-Vaega o Fale	200,000	0	200,000	0	200,000	215,000
Tupe Fesoasoani-Falefomitusi	0	0	0	0	0	100,000
Teugatupe Fa'aleoleo a le Kovana	300,000	0	300,000	0	300,000	200,000
Teugatupe Nu'u Laiti/Vai	200,000	0	200,000	0	200,000	150,000
Atina'e o Gagana ma Tomai fa'aleaganu'u	50,000	0	50,000	0	50,000	50,000
Konekarate Komupluta a le Malo (IFAS)	422,000	0	422,000	0	422,000	900,000
Gaololga Fa'a-le-Aganu'u	350,000	0	350,000	0	350,000	250,000
Totogi o Inislua	1,250,000	0	1,250,000	0	1,250,000	1,250,000
Femalagaiga i le Motu o Swains	50,000	0	50,000	0	50,000	50,000
Palota Fa'ale-teritori	100,000	0	100,000	0	100,000	150,000
EOB Eletise/Vai	700,000	0	700,000	0	700,000	700,000
Aitalafu Tausaga Tuanai	2,000,000	0	2,000,000	0	2,000,000	2,000,000
Talosaga & mea Fa'aleagaina	200,000	0	200,000	0	200,000	200,000
Konekarate Su'etusi ASG	300,000	0	300,000	0	300,000	300,000
Galuega fa'aleleia mo le EOB	500,000	0	500,000	0	500,000	300,000
Toe Atina'e/Fa'aleleia Manu'a	500,000	0	500,000	0	500,000	0
Fa'aleleiga o Komupiuta ale Femalagaiga	100,000	0	100,000	0	100,000	250,000
Femalagaiga i Manu'a	350,000	0	350,000	0	350,000	350,000
Fa'amalosiga tulafono-Ofisa Puipulga Lautele	100,000	0	100,000	0	100,000	150,000
Suauu Fuava'a Lotoifale a Malo o Am. Samoa	500,000	0	500,000	0	500,000	400,000
Porokalama o le faasoaina o le suavai	50,000	0	50,000	0	50,000	50,000
Maafaamanatu mo Fitafta Tuai	0	0	0	0	0	0
Iuga Faamasinoga o Mataupu Tau Leipa	0	0	0	0	0	0
Totogi faataga mo le Amerikoa(Americorps)	0	0	0	0	0	0
Tupe faaopoopo Voc. Rehab	0	0	0	0	0	0
Iuga Faamasinoga-Amosa Saneterini	0	0	0	0	0	0
Iuga Faamasinoga-Vilga Tuvale	0	0	0	0	0	0
Tupe Iuga Faamasinoga mo le PIE	0	0	0	0	0	100,000
Vaega o le totogi-Iuga Faamasinoga-Laufou	500,000	0	500,000	0	500,000	500,000
Atina'ega Porokalama-Tuu avanoa tagata ova aso linei	0	0	0	0	0	100,000
Fausaga ale Malo/Galuuga faaleleia o Aoga	500,000	0	500,000	0	500,000	500,000
Atina'e Tamaoaiga/Faaosofia ai Pisinisi	500,000	0	500,000	0	500,000	1,000,000
Porokalama Faamatagofie	0	0	0	0	0	100,000
Porokalama Fesoasoani mo Faigafalva	150,000	0	150,000	0	150,000	150,000
Porokalama Fesoasoani mo Faatoaga	150,000	0	150,000	0	150,000	150,000
Faatama'ia o Ta'lfau taaloa	50,000	0	50,000	0	50,000	50,000
Atina'e o le Paka o le Su'igaula	100,000	0	100,000	0	100,000	300,000
Fono Faalea'oa'oga-DOE	0	0	0	0	0	300,000
Fesoasoani mo le faaleleia o Auala	600,000	0	600,000	0	600,000	600,000
Malaetaalo I Fagatogo	50,000	0	50,000	0	50,000	100,000

Tupe faafetaui-Nofoga Tupulaga Talavou	0	0	0	0	0	300,000
Faaleleia-Faletaalo Aoga Maualuga	500,000	0	500,000	0	500,000	1,000,000
Faaleleia o le Stadium	300,000	0	300,000	0	300,000	300,000
Toe silitia mea e teu ai fautasi a Nuuuili	0	0	0	0	0	50,000
Faamamaina/Tuu I lalo-Faletalimalo Tuai	0	0	0	0	0	300,000
Porokalama-nonogatupe pisinisi-DBAS	0	0	0	0	0	1,000,000
Faalolotoina le Uafu I Faleasao	0	0	0	0	0	1,500,000
Fesoasoani-Porokalama tau Faamasinoga	0	0	0	0	0	100,000
Faletaalo mo Tupulaga Pago Pago	600,000	0	600,000	0	600,000	0
Porokalama Taumafanafana mo Tupulaga	0	0	0	0	0	200,000

Aofa'i Porokalama Fa'apitoa:	22,122,000	0	22,122,000	0	22,122,000	26,250,000
-------------------------------------	-------------------	----------	-------------------	----------	-------------------	-------------------

Aofa'i Galuega Fa'avae:	92,477,000	13,763,000	106,240,000	94,679,500	200,919,500	207,337,500
--------------------------------	-------------------	-------------------	--------------------	-------------------	--------------------	--------------------

Aofa'iga Galuega Tetele:	0	9,297,000	9,297,000	0	9,297,000	10,047,000
---------------------------------	----------	------------------	------------------	----------	------------------	-------------------

Aofa'iga Tupe Fa'asoasoa:	92,477,000	23,060,000	115,537,000	94,679,500	210,216,500	217,384,500
----------------------------------	-------------------	-------------------	--------------------	-------------------	--------------------	--------------------

TEUGATUPE TAUSI	Talosaga Fa'avae	Initeria Foai Tupe Fesoasoani	Aofaiga Fuafuaina	Foai Tupe Fa'apitoa Feterale	Paketi Fuafuaina TT 2015	Paketi Fa'amaonia TT 2014
Pulega a le Falemai	36,015,000	7,900,000	43,915,000	2,655,000	46,570,000	46,570,000
Komiti o le Kolisi Tu'ufa'atasi	4,134,500	1,358,000	5,492,500	4,674,000	10,166,500	10,299,000
Iutitia eletise - ASPA	70,769,000	0	70,769,000	0	70,769,000	86,522,500
Iutitia o le Vai - ASPA	18,854,000	0	18,854,000	0	18,854,000	17,379,500
Suavaivale Lafoai - ASPA	16,357,000	0	16,357,000	0	16,357,000	20,069,500
Otaota Lafoai - ASPA	3,751,000	0	3,751,000	0	3,751,000	3,420,000
Maketi mo le Suau'u - ASPA	0	0	0	0	0	6,352,500
Puleaga o Feso'otaiga	16,000,000	0	16,000,000	0	16,000,000	16,000,000
Malae Va'alele	3,500,000	0	3,500,000	0	3,500,000	3,500,000
Maketi mo le Lautele	170,500	0	170,500	0	170,500	170,500
A'oga Aveta'avale	82,500	0	82,500	0	82,500	82,000
Fa'aleleiga o Alatele	590,500	0	590,500	0	590,500	590,500
Tupe fesoasoani mo vaega o ta'aloga	308,000	0	308,000	0	308,000	220,000
Fale Nofu Totogi - DAS	373,500	0	373,500	0	373,500	550,000
Fale Lomi Tusi	250,000	0	250,000	0	250,000	195,500
Paka mo Pisinisi	711,500	0	711,500	0	711,500	600,000
Pulega o Auunaga mo Vaa	1,944,000	0	1,944,000	0	1,944,000	2,034,500
ASPC/OPM/TOFR/ASDRO	23,869,000	0	23,869,000	0	23,869,000	23,939,000
Aofa'i Teugatupe Fa'aleoleo:	197,680,000	9,258,000	206,938,000	7,329,000	214,267,000	238,496,000
TU'UFA'ATASIGA ATOA:	290,157,000	32,318,000	322,475,000	102,008,500	424,483,500	455,879,500

MALO O AMERIKA SAMOA
Tausaga Tupe 2015 Paketi Fa'ai'u
Tupe Maua

Matagaluega/Ofisa	Tagata Faigaluega	Oloa ma Sapalai	Galuega Konekarate	Malaga	Isi Mea Uma	Mea Faigaluega	Aofa'i
Matagaluega o A'oga	19,737,000	207,500	143,000	24,500	1,641,500	0	21,753,500
Tupe Fesoasoani o Sikolasipi	0	0	0	150,000	1,850,000	0	2,000,000
Ofisa o Fa'asalalauga Lautele	1,064,000	0	200,000	0	268,500	27,000	1,559,500
Matagaluega o le Soifua Maloloina	1,768,000	34,000	30,000	23,000	359,000	30,000	2,244,000
Matagaluega o Fa'ato'aga	986,500	16,000	107,000	6,000	47,000	0	1,162,500
Matagaluega o Fefa'ataua'iga	590,500	5,500	9,500	16,000	50,500	38,000	710,000
Tamaoaiga Sami ma Vaomatua	143,500	6,000	10,000	11,000	99,500	0	270,000
Vaega mo Tagata Asiasi	258,000	200,000	77,000	80,000	205,000	15,000	835,000
Paka ma Ta'aloga	716,500	26,000	19,500	5,000	75,500	102,500	945,000
Puleaga o le Taulaga	1,824,000	158,000	542,500	39,000	349,500	27,000	2,940,000
Matagaluega o le Saogalemu Lautele	5,631,000	161,500	49,000	4,000	650,000	0	6,495,500
Puipuiga o le Atunu'u (OTICIDE)	727,500	45,000	16,000	0	110,500	0	899,000
Ofisa o le Kovana	3,247,500	81,000	545,500	336,000	704,500	149,000	5,063,500
Matagaluega o Tautua Fa'alepulega	904,500	6,000	34,000	5,000	58,500	8,500	1,016,500
Ofisa o Fa'atauga	1,338,000	5,000	0	9,000	60,000	0	1,412,000
Ofisa e Pulea Meatotino	437,000	5,000	6,000	5,500	33,000	16,000	502,500
Matagaluega o Tupe	4,883,000	37,500	24,000	40,000	116,000	0	5,100,500
Matagaluega o Galuega Lautele	6,390,500	399,000	378,000	28,500	193,000	30,000	7,419,000
Matagaluega o Mata'upu tau Tulafono	2,301,000	14,000	45,000	20,000	83,500	10,000	2,473,500
Ofisa o le Malo Lotoifale	2,109,500	10,000	13,000	19,500	50,000	5,000	2,207,000
Matagaluega o Tagatafaigaluega	1,260,000	33,000	20,000	30,000	62,000	20,000	1,425,000
Ofisa Alagatupe Tagatafaigaluega-faalavelave fa'afuasei	110,000	9,500	14,500	28,000	0	38,000	200,000
Ofisa o le Loia Fautua Lautele	422,000	5,000	4,000	18,000	36,000	0	485,000
Ofisa o Palota	344,500	4,000	2,000	5,000	19,500	5,000	380,000
Ofisa o le Su'etusi o le Teritori	354,000	10,000	8,000	27,500	44,500	16,000	460,000
Ofisa o le Su'etusi Faalotoifale	131,500	2,500	2,000	6,000	6,000	2,000	150,000
Matagaluega Tau Tupulaga ma Tina	362,500	7,500	128,000	24,000	78,000	40,000	640,000
Falemata'aga (Lotoifale)	99,500	0	15,500	0	35,000	0	150,000
Vaega ole tu'uitiitia o le solitulafono(Lotoifale)	135,000	0	0	0	6,000	0	141,000
T.A.O.A. (Lotoifale)	385,500	4,000	0	2,000	3,500	0	395,000
Vaega Fesoasoani Faafoisia le malosi(Lotoifale)	0	0	50,000	0	0	0	50,000
Ofisa Medicaid (Lotoifale)	161,500	7,000	123,500	42,500	26,500	9,000	370,000
Fa'amasino o Tulafono Fa'alepulega	188,000	19,500	29,000	10,000	22,000	20,000	288,500
Faletusi Feleti Barstow	290,000	9,500	28,000	0	57,500	0	385,000
Ofisa o Fuafuaga & Paketi	572,000	44,000	24,500	48,500	73,500	37,500	800,000
Aofa'iga fa'aauu pea:	59,873,500	1,572,500	2,698,000	1,063,500	7,475,000	645,500	73,328,000

Matagaluega/Ofisa	Tagata Faigaluega	Oloa ma Sapalai	Galuega Konekarate	Malaga	Isi Mea Uma	Mea Faigaluega	Aofa'l
Fono Faitulafono	5,339,500	1,443,000	134,000	319,000	421,500	28,000	7,685,000
Fa'amasinoga Sili	792,000	13,000	7,000	24,000	25,000	4,000	865,000
Fa'amasino Lotoifale	1,830,000	196,000	70,000	31,500	112,500	0	2,240,000
Aofa'i le tumau:	7,961,500	1,652,000	211,000	374,500	559,000	32,000	10,790,000

Porokalama Fa'apitoa:	Tagata Faigaluega	Oloa ma Sapalai	Galuega Konekarate	Malaga	Isi Mea Uma	Mea Faigaluega	Aofa'l
Tupe Fesoasoani - Puleaga a le Falema'i	0	0	0	0	6,000,000	0	6,000,000
Komiti A'oa'oga Maualuga Tupe Fesoasoani	0	0	0	0	3,000,000	0	3,000,000
Teugatupe Lautele Malaeva'alele	0	0	0	0	500,000	0	500,000
Tupe fesoasoani mo vaega o ta'aloga	0	0	0	0	300,000	0	300,000
Tupe Fesoasoani mo le Maketi	0	0	0	0	100,000	0	100,000
Tupe Fesoasoani-Vaega o Fale	0	0	0	0	200,000	0	200,000
Teugatupe Fa'aleoleo - Ofisa Kovana	0	0	300,000	0	0	0	300,000
Teugatupe Nu'u Laiti/Vai	0	0	200,000	0	0	0	200,000
Atina'e o Gagana ma Tomai fa'aleaganu'u	0	0	0	0	50,000	0	50,000
Konekarate Komupiuta a le Malo (IFAS)	0	0	422,000	0	0	0	422,000
Gaoioiga Fa'a-le-Aganu'u	0	0	350,000	0	0	0	350,000
Totogi o Inisiua	0	0	1,250,000	0	0	0	1,250,000
Femalagaiga i le Motu o Swains	0	0	50,000	0	0	0	50,000
Palota Fa'ale-teritori	0	0	100,000	0	0	0	100,000
EOB Eletise/Vai	0	0	0	0	700,000	0	700,000
Aitalafu Tausaga Tuanai (Tautua)	0	0	0	0	2,000,000	0	2,000,000
Talosaga & mea Fa'aleagaina	0	0	200,000	0	0	0	200,000
Konekarate Su'etusi ASG	0	0	300,000	0	0	0	300,000
Galuega fa'aleleia mo le EOB	0	0	500,000	0	0	0	500,000
Toe Atina'e/Faaleleia Manu'a	0	0	500,000	0	0	0	500,000
Fa'aleleiga o Komupiuta ale Femalagaiga	0	0	100,000	0	0	0	100,000
Femalagaiga I Manu'a	0	0	350,000	0	0	0	350,000
Fa'amalosiga tulafono-Ofisa Puipuiga Lautele	0	0	100,000	0	0	0	100,000
Suauu Fuava'a Lotoifale a le Malo o Am. Samoa	0	0	500,000	0	0	0	500,000
Porokalama o le fa'asaoina o le suavai	0	0	0	0	50,000	0	50,000
Vaega o le totogi-luga Faamasinoga-Laufou	0	0	0	0	500,000	0	500,000
Fausaga ale Malo/Galuega faaleleia-DOE	0	0	500,000	0	0	0	500,000
Atina'e Tamaoaiga/Faaosofia ai Pisinisi	0	0	500,000	0	0	0	500,000
Porokalama Fesoasoani mo Faigafaiva	0	0	150,000	0	0	0	150,000
Porokalama Fesoasoani mo Faatoaga	0	0	150,000	0	0	0	150,000
Faatama'ia o Ta'ifau taaloa	0	0	50,000	0	0	0	50,000
Atina'e o le Paka o le Su'igaula	0	0	100,000	0	0	0	100,000
Fesoasoani mo le faaleleia o Auala	0	0	600,000	0	0	0	600,000

Malaetaalo I Fagatogo	0	0	50,000	0	0	0	50,000
Faaleleia-Faletaalo Aoga Mauuluga	0	0	500,000	0	0	0	500,000
Faaleleia o le Stadium	0	0	300,000	0	0	0	300,000
Faletaalo mo Tupulaga Pago Pago	0	0	600,000	0	0	0	600,000
Aofa'iga fa'auau mo Porokalama Fa'apitoa:	0	0	8,722,000	0	13,400,000	0	22,122,000

Aofa'i (Galuega Fa'avae):	67,835,000	3,224,500	11,631,000	1,438,000	21,434,000	677,500	106,240,000
----------------------------------	-------------------	------------------	-------------------	------------------	-------------------	----------------	--------------------

Fesoasoani mai le Malo Tele:	Tagata Faigaluega	Oloa ma Sapalai	Galuega Konekarate	Malaga	Isi Mea Uma	Mea Faigaluega	Aofa'i
Foai mo le Matagaluega o A'oga	23,150,500	10,919,000	3,505,500	294,000	5,611,500	541,000	44,021,500
Foai mo le Ofisa o Fa'asalalau Lautele	20,000	0	10,000	0	562,000	30,000	622,000
Fono Tomai o Falemata'aga & agaifanua	195,500	10,000	21,500	15,000	45,000	0	287,000
Foai-Matagaluega o le Soifua Maloloina	4,604,500	214,500	564,000	194,000	1,897,000	134,000	7,608,000
Puleaga o Tagata Matutua	1,166,500	17,000	975,000	17,500	111,000	8,500	2,295,500
Tagata ma Tautua Lautele	4,379,000	426,500	3,618,500	345,500	13,443,000	105,500	22,318,000
Vaega fesoasoani faafoisia le malosi	666,000	7,500	139,500	49,000	197,000	29,500	1,088,500
Porokalama Medicaid (Ofisa Kovana)	275,500	31,000	93,500	102,500	53,500	54,000	610,000
Puipuiga ma Puluvaaga	438,500	32,500	39,000	65,500	110,500	10,000	696,000
Foai mo le Matagaluega o Fefa'ataua'iga	1,143,500	52,000	1,218,500	95,000	315,500	87,500	2,912,000
Tamoaiga Sami ma Vaomatua	1,705,500	232,000	308,500	171,500	309,500	117,500	2,844,500
Puipuiga Siomaga Amerika Samoa	1,521,000	26,000	80,000	51,000	92,500	20,000	1,790,500
Ofisa Enetia o le Teritori	323,000	38,000	30,000	25,500	160,000	0	576,500
Puipuiga Mea Sina Fa'atalatu'u	250,000	8,000	85,000	11,000	37,000	0	391,000
Puipuiga o le Atunu'u	1,033,500	30,500	22,000	105,000	202,000	502,500	1,895,500
Saogalemu o Alatele	260,500	178,500	577,500	87,000	91,500	148,000	1,343,000
MCSAP	193,000	25,000	4,000	47,500	71,500	10,000	351,000
Saogalemu o Va'a/DPS	159,000	78,000	0	31,000	20,000	240,000	528,000
Puipuiga mai Afimumu/USDA	9,000	23,500	2,000	17,500	13,000	0	65,000
CJPA/Tete'e Vaila'au Fa'asaina	1,011,000	113,500	309,000	93,500	41,000	79,000	1,647,000
Matagaluega Tagata Faigaluega	297,000	21,500	38,500	25,500	23,000	6,000	411,500
Foai mo le Ofisa o Palotaga	181,500	16,000	40,500	6,500	35,000	12,500	292,000
Foai mo le Faletusi a Feleti Barstow	0	10,000	5,000	15,000	55,500	0	85,500
Foai mo le Puleaga Falema'i	1,353,000	678,000	56,500	34,500	157,000	376,000	2,655,000
Komiti A'oa'oga Mauuluga Tupe Fesoasoani	3,221,000	173,000	257,500	210,000	698,500	114,000	4,674,000
Aofa'i Fesoasoani Malo Tele:	47,557,500	13,361,500	12,001,000	2,110,000	24,353,000	2,625,500	102,008,500

Teugatupe Tausi:	Tagata Faigaluega	Oloa ma Sapalai	Galuega Konekarate	Malaga	Isi Mea Uma	Mea Faigaluega	Aofa'l
Puleaga o le Falemai	20,599,000	13,395,500	1,713,000	1,215,000	2,974,500	4,018,000	43,915,000
Komiti o le Kolisi Tu'ufa'atasi	3,785,000	198,500	195,000	177,000	1,062,000	75,000	5,492,500
Iutilia o le eletise - ASPA	8,897,000	42,735,000	14,901,000	202,000	3,333,000	701,000	70,769,000
Iutilia o le Vai - ASPA	3,869,000	2,658,000	8,801,000	36,000	3,287,000	203,000	18,854,000
Suavaivale Lafoai - ASPA	2,305,000	283,000	12,920,000	27,000	617,000	205,000	16,357,000
Otaota Lafoai - ASPA	626,000	504,000	1,946,000	11,000	217,000	447,000	3,751,000
Maketi mo le Suau'u - ASPA	0	0	0	0	0	0	0
Puleaga o Feso'ota'iga	4,880,000	1,024,500	795,000	327,000	6,876,000	2,097,500	16,000,000
Malae Va'alele	2,510,500	82,500	362,000	54,500	169,500	321,000	3,500,000
Maketi Lautele	153,000	11,000	0	0	4,500	2,000	170,500
A'oga Aveta'avale	82,500	0	0	0	0	0	82,500
Fa'aleleiga o Alatele	15,000	75,000	400,500	0	0	100,000	590,500
Tupe fesoasoani mo vaega o ta'aloga	308,000	0	0	0	0	0	308,000
Fale Nofo Totogi - DAS	373,500	0	0	0	0	0	373,500
Fale Lomi Tusi	217,000	15,000	500	0	15,000	2,500	250,000
Paka mo Pisinisi	606,500	7,000	67,500	20,000	7,500	3,000	711,500
Pulega o Auaunaga mo Vaa	755,500	639,000	194,000	19,000	286,500	50,000	1,944,000
ASPC/OPM/TOFR/ASDRO	842,500	89,000	22,547,000	150,500	190,000	50,000	23,869,000
Aofa'i Teugatupe Fa'aleoleo:	50,825,000	61,717,000	64,842,500	2,239,000	19,039,500	8,275,000	206,938,000
Galuega Tetele:	0	0	9,297,000	0	0	0	9,297,000
AOFA'IGA ATOA:	166,217,500	78,303,000	97,771,500	5,787,000	64,826,500	11,578,000	424,483,500