

THE THIRTY-THIRD LEGISLATURE OF AMERICAN SAMOA

Second Regular Session

Begun and held at Fagatogo, Tutuila, American Samoa
on Monday, the fourteenth day of January
two thousand and thirteen

AN ACT PROVIDING FOR THE APPROPRIATION OF THE AMERICAN SAMOA
GOVERNMENT ANNUAL BUDGET FOR FISCAL YEAR 2014 AND FOR AN
EARLY EFFECTIVE DATE.

Preamble:

This act becomes effective immediately upon passage by the Legislature and
approval by the Governor in order to provide for timely and necessary funding for
government operations.

BE IT ENACTED BY THE LEGISLATURE OF AMERICAN SAMOA:

CHAPTER 1
GENERAL PROVISIONS

Section 1. Sources of projected revenue.

The source of projected revenue identified for appropriation in the American
Samoa Government Annual Budget for Fiscal Year 2014 by this act are as follows:

a. Local Revenue:

Table with 2 columns: Revenue Source and Amount. Rows include Taxes (\$71,866,000), Licenses and Permits (\$1,100,000), Fees and Fines (\$3,752,800), Charges for Services (\$6,381,200), Miscellaneous (\$2,616,000), Total Indirect Costs (\$5,600,000), Total Transfers-In (\$3,720,000), and Total Local Revenue (\$95,036,000).

b. (1) D.O.I.: Grant-in Aid (Basic Operation).....\$ 23,021,000

(2) Capital Improvement Projects.....\$ 10,047,000

c. Special Federal Grants..... \$ 106,083,000

d. Enterprise Funds..... \$ 222,117,500

Total projected revenue sources in
Fiscal Year 2014.....\$456,304,500

Sec 2. Unbudgeted revenue—Identification and appropriation.

In the event that the American Samoa Government, or any agency thereof, receives during Fiscal Year 2014 revenue from any source not included in the sources of projected revenue identified in this act or which exceeds the projection of any revenue source identified herein, such revenue shall be deemed unbudgeted revenue. It shall be deposited into the general fund and be available for immediate appropriation by the Legislature without waiting for the end of the fiscal year.

Unbudgeted revenue received during Fiscal Year 2014 shall not be expended for any purpose unless first authorized and appropriated by the Legislature. The Governor shall notify the Legislature promptly upon receipt of unbudgeted revenue.

Sec 3. Deficit.

If the government's financial and budget officers determine that actual revenue will fall short of the projected revenue appropriated by this act by greater than two percent for the fiscal year, the Governor shall immediately notify the Legislature. He shall then submit proposed agency program plan changes, reprogramming legislation or supplemental appropriations to adjust to the deficit. Proposed changes or reprogramming shall detail the reduction in expenditures required to assure that actual revenues equal actual expenditures.

Sec 4. Lapses.

All revenue appropriated by this act that has not been expended, obligated for expenditure, or otherwise carried forward to future fiscal years by the close of Fiscal Year 2014 reverts to the General Fund and may not be expended until further appropriation by the Legislature.

CHAPTER II

Section 1. Appropriation of budget.

The American Samoa Government Fiscal Year 2014 Annual Budget is hereby approved and appropriated and the designated agencies are authorized to expend such funds specifically as follows:

American Samoa Government
Estimated Appropriable Revenues
Final Budget Fiscal Year 2014

Revenue Sources	Actual FY 2011 Audited	Actual FY 2012 Estimated	Estimated FY 2013 Estimated	Estimated FY 2014 Estimated
Taxes:				
Corporate Taxes	8,651,296	8,212,000	6,000,000	17,700,000
Individual Income Taxes	21,331,818	18,000,000	24,254,500	25,116,000
Excise Taxes - general	20,703,475	17,000,000	18,000,000	25,050,000
Soda Tax	1,657,793	2,000,000	2,000,000	2,500,000
Cover-Over	1,146,226	1,000,000	2,500,000	1,500,000
Sub-Total Taxes	53,490,608	46,212,000	52,754,500	71,866,000
Licenses and Permits	976,012	1,000,000	1,000,000	1,100,000
Fees and Fines	2,568,977	2,504,500	2,500,000	3,752,800
Charges for Services:				
Port Administration	3,128,273	3,134,233	2,800,000	3,961,000
Rents & Leases	1,064,345	836,479	750,000	1,300,000
Sports Complex	224,918	250,000	200,000	250,000
Others	1,265,731	1,490,030	500,000	870,200
Sub-Total Charges for Services	5,683,267	5,710,742	4,250,000	6,381,200
Miscellaneous:				
Interest Income	26,309	90,000	100,000	20,000
Retirement Loan Proceeds	1,497,470	-	-	-
Tobacco Loan Proceeds	-	-	1,800,000	1,200,000
Others	1,389,596	1,000,000	800,000	1,396,000
Sub-Total Miscellaneous	2,913,375	1,090,000	2,700,000	2,616,000
Interdepartmental Charges				
Indirect Cost	4,488,342	6,300,000	6,200,000	5,600,000
Sub-Total Interdepartmental Charges	4,488,342	6,300,000	6,200,000	5,600,000
Transfers-In:				
JROTC Reimbursement(Federal Grants)	485,121	550,000	500,000	550,000
Communications to Debt Service	1,100,000	1,000,000	1,100,000	1,100,000
School Repair	1,674,449	1,100,000	1,500,000	-
Debt Service Fund - Excise Tax	2,176,316	2,000,000	2,000,000	2,000,000
Debt Service Fund - Port Fees	113,075	95,000	70,000	70,000
Sub-Total Transfers In	5,548,961	4,745,000	5,170,000	3,720,000
Sub-Total Local Revenues:	75,669,542	67,562,242	74,574,500	95,036,000
DOI Basic Operations	13,763,000	13,763,000	13,763,000	13,763,000
Total Revenues	89,432,542	81,325,242	88,337,500	108,799,000

AMERICAN SAMOA GOVERNMENT
Proposed Fiscal Year 2014 Final Budget
Appropriation Summary - All Funds

Department/Agency:	Basic Request	Interior Grant in Aid	Estimated Total	Special Federal Grants	Proposed Budget FY 2014	Approved Budget FY 2013
Education & Culture:						
Department of Education	16,709,000	7,291,000	24,000,000	43,854,000	67,854,000	70,482,000
Scholarship Program	2,000,000	0	2,000,000	0	2,000,000	1,790,000
Office of Public Information	1,559,500	0	1,559,500	604,500	2,164,000	1,689,000
Arts Council	150,000	0	150,000	291,000	441,000	370,500
Total:	20,418,500	7,291,000	27,709,500	44,749,500	72,459,000	74,331,500
Health:						
Department of Public Health	2,244,000	0	2,244,000	7,177,000	9,421,000	8,846,500
Territorial Admin. on Aging	395,000	0	395,000	2,040,000	2,435,000	2,334,000
Human & Social Services	0	0	0	22,959,000	22,959,000	23,633,000
Vocational Rehabilitation (Governor)	0	0	0	1,145,000	1,145,000	1,145,000
Medicaid (Governor)	0	0	0	340,000	340,000	340,000
Office of Protection & Advocacy	0	0	0	707,500	707,500	723,000
Total:	2,639,000	0	2,639,000	34,368,500	37,007,500	37,021,500
Economic Development						
Dept of Agriculture	1,100,000	0	1,100,000	0	1,100,000	1,063,000
Department of Commerce	710,000	0	710,000	2,772,500	3,482,500	4,065,500
Marine & Wildlife	270,000	0	270,000	2,589,500	2,859,500	2,582,500
Visitor's Bureau	900,000	0	900,000	0	900,000	400,000
Total:	2,980,000	0	2,980,000	5,362,000	8,342,000	8,111,000
Conservation & Environment						
Environmental Prot. Agency	0	0	0	1,701,000	1,701,000	1,561,000
Territorial Energy Office	0	0	0	528,500	528,500	551,000
Historical Preservation (Governor)	0	0	0	384,000	384,000	384,500
Department of Parks & Recreation	945,000	0	945,000	0	945,000	745,000
Total:	945,000	0	945,000	2,613,500	3,558,500	3,241,500
Port Administration						
Port Administration	2,177,000	739,000	2,916,000	0	2,916,000	2,350,000
Total:	2,177,000	739,000	2,916,000	0	2,916,000	2,350,000
Public Safety						
Department of Public Safety	4,837,500	1,388,000	6,225,500	0	6,225,500	5,716,000
Homeland Security (OTICIDE)	904,500	0	904,500	4,331,000	5,235,500	6,541,500
Highway Safety	0	0	0	2,916,500	2,916,500	2,757,000
MCSAP	0	0	0	351,000	351,000	351,000
Boating Safety	0	0	0	716,000	716,000	1,233,500
Wildland Urban Interface	0	0	0	0	0	153,500
Safer Grant	0	0	0	307,500	307,500	0
DLS Grant	0	0	0	684,500	684,500	0
USDA Fire Protection	0	0	0	90,000	90,000	83,000
CJPA/Anti-Drug	141,000	0	141,000	1,695,500	1,836,500	1,999,500
Total:	5,883,000	1,388,000	7,271,000	11,092,000	18,363,000	18,835,000

General Government

Office of the Governor	4,998,500	0	4,998,500	0	4,998,500	4,509,000
Dept. Administrative Svcs.	1,016,500	0	1,016,500	0	1,016,500	746,000
Office of Procurement	1,350,000	0	1,350,000	0	1,350,000	1,290,000
Office of Property Management	502,500	0	502,500	0	502,500	502,500
Dept. of Treasury	5,100,500	0	5,100,500	0	5,100,500	4,200,000
Dept. of Public Works	2,546,500	2,626,000	5,172,500	0	5,172,500	4,611,000
Dept. of Legal Affairs	1,619,500	854,000	2,473,500	0	2,473,500	2,265,000
Office of Local Government	2,177,000	0	2,177,000	0	2,177,000	2,010,000
Dept. of Human Resources	1,425,000	0	1,425,000	317,500	1,742,500	1,611,000
Office of Public Defender	475,000	0	475,000	0	475,000	475,000
Office of the Election	380,000	0	380,000	375,000	755,000	1,112,000
Office of the Territorial Audit	460,000	0	460,000	0	460,000	460,000
Office of Internal Audit	150,000	0	150,000	0	150,000	150,000
Dept. of Youth & Women's Affairs	640,000	0	640,000	0	640,000	340,000
Administrative Law Judge	288,500	0	288,500	0	288,500	288,500
Office of Program Plnng. & Budget	800,000	0	800,000	0	800,000	710,000
Feleti Barstow Public Library	385,000	0	385,000	85,500	470,500	471,000
Total:	24,314,500	3,480,000	27,794,500	778,000	28,572,500	25,751,000

Sub-Total Programs	59,357,000	12,898,000	72,255,000	98,963,500	171,218,500	169,641,500
---------------------------	-------------------	-------------------	-------------------	-------------------	--------------------	--------------------

Department/Agency:	Basic Request	Interior Grant in Aid	Estimated Total	Special Federal Grants	Proposed Budget FY 2014	Approved Budget FY 2013
Legislature of Am. Samoa	7,685,000 7,060,000	0	7,685,000 7,060,000	0	7,685,000 7,060,000	6,700,000
High Court	0	865,000	865,000	0	865,000	865,000
Local Judiciary	1,944,000	0	1,944,000	0	1,944,000	1,675,000
Sub-Total Fono & Judiciary	9,629,000 9,004,000	865,000	10,494,000 9,869,000	0	10,494,000 9,869,000	9,240,000 9,240,000
TOTAL:	68,986,000 68,361,000	13,763,000	82,749,000 82,124,000	98,963,500	101,712,500 181,087,500	178,881,500

Special Programs:	Basic Request	Interior Grant in Aid	Estimated Total	Special Federal Grants	Proposed Budget FY 2014	Approved Budget FY 2013
Hospital Authority GF Subsidy	6,000,000	0	6,000,000	0	6,000,000	4,000,000
Board of Higher Ed. GF Subsidy	3,000,000	0	3,000,000	0	3,000,000	2,350,000
Airport GF Subsidy	200,000	0	200,000	0	200,000	200,000
Sports Complex Subsidy	235,000	0	235,000	0	235,000	150,000
Public Market Subsidy	100,000	0	100,000	0	100,000	0
Housing Division GF Subsidy	215,000	0	215,000	0	215,000	0
Print Shop GF Subsidy	100,000	0	100,000	0	100,000	0
Governor's Contingency Fund	200,000	0	200,000	0	200,000	185,000
Small Village/Water Fund	150,000	0	150,000	0	150,000	150,000
Language, Cultural & Art Dev.	50,000	0	50,000	0	50,000	40,000
Treasury Project Developments	900,000	0	900,000	0	900,000	300,000
Ceremonial Activities	250,000	0	250,000	0	250,000	200,000
Insurance Premiums	1,250,000	0	1,250,000	0	1,250,000	1,250,000
Swains Island Transportation	50,000	0	50,000	0	50,000	50,000
Election Outreach Program	150,000	0	150,000	0	150,000	200,000

7,060,000 fm

fm

fm

EOB Electricity/Water Fund	700,000	0	700,000	0	700,000	700,000
DOE Facility Renovations	0	0	0	0	0	1,000,000
Debt Service	2,000,000	0	2,000,000	0	2,000,000	2,000,000
Claims & Damages	200,000	0	200,000	0	200,000	225,000
ASG Audit Contract	300,000	0	300,000	0	300,000	300,000
EOB Maintenance	300,000	0	300,000	0	300,000	100,000
Immigration Computer Sys. Upgrade	250,000	0	250,000	0	250,000	317,500
Manu'a Transportation	350,000	0	350,000	0	350,000	350,000
DPS Law Enforcement	150,000	0	150,000	0	150,000	150,000
ASG Local Fleet Fuel	400,000	0	400,000	0	400,000	422,000
Am. Samoa Water Conservation Prg.	50,000	0	50,000	0	50,000	45,000
Veteran's Memorial	0	0	0	0	0	100,000
U.S. Fair Labor Settlement	0	0	0	0	0	916,000
Americorps Unallowable Costs	0	0	0	0	0	36,000
VR Grant Unallowable Costs	0	0	0	0	0	52,000
Judgment: Aмоса Saneterini	0	0	0	0	0	95,000
Judgment: Viiga Tuvale	0	0	0	0	0	42,500
Pacific Int'l Engineering Judgment	100,000	0	100,000	0	100,000	282,000
Laufou Settlement(partial payment)	500,000	0	500,000	0	500,000	550,000
Amnesty Program Development	100,000	0	100,000	0	100,000	250,000
Immigration System Upgrade	0	0	0	0	0	0
ASG Construction/School Main. Proj.	500,000	0	500,000	0	500,000	0
Economic Dev./Private Sector Initiative	1,000,000	0	1,000,000	0	1,000,000	0
Beautification Program	100,000	0	100,000	0	100,000	100,000
Fishing Subsidy Program	150,000	0	150,000	0	150,000	0
Farm Subsidy Program	150,000	0	150,000	0	150,000	0
Stray Dog Eradication	50,000	0	50,000	0	50,000	0
Su'igaula Youth Park Development	300,000	0	300,000	0	300,000	0
DOE Educational Conference	300,000	0	300,000	0	300,000	0
Local Road Maintenance Subsidy	600,000	0	600,000	0	600,000	0
Fagatogo Playground	100,000	0	100,000	0	100,000	0
Youth Center Match(Ind. Sis. Province)	300,000	0	300,000	0	300,000	0
High Sch. Gymnasium Improvements	1,000,000	0	1,000,000	0	1,000,000	0
Veterans Stadium Improvements	300,000	0	300,000	0	300,000	0
Nu'uuli Fautasi Shelter relocation	50,000	0	50,000	0	50,000	0
Hotel Demolition & clean-up	300,000	0	300,000	0	300,000	0
DBAS Business Loan Program	1,000,000	0	1,000,000	0	1,000,000	0
Faleasao Harbor Dredging	1,500,000	0	1,500,000	0	1,500,000	0
Judicial Program Assistance	100,000	0	100,000	0	100,000	0

Total Special Programs:	26,050,000	0	26,050,000	0	26,050,000	17,108,000
--------------------------------	-------------------	----------	-------------------	----------	-------------------	-------------------

Total Basic Operation:	95,036,000	13,763,000	108,799,000	98,963,500	207,762,500	195,989,500
-------------------------------	-----------------------	------------	------------------------	------------	------------------------	-------------

Total Capital Imp. Projects:	94,411,000	10,047,000	108,174,000	0	207,137,500	9,964,000
-------------------------------------	------------	------------	-------------	---	-------------	-----------

Total Appropriation Fund:	95,036,000	23,810,000	118,946,000	98,963,500	217,899,500	205,953,500
	94,411,000		118,221,000		217,184,500	

Enterprise Funds	Basic Request	Interior Grant in Aid	Estimated Total	Special Federal Grants	Proposed Budget FY 2014	Approved Budget FY 2013
Hospital Authority	36,158,000	7,900,000	44,058,000	2,512,000	46,570,000	35,849,000
Board of Higher Education	4,333,500	1,358,000	5,691,500	4,607,500	10,299,000	10,725,000
Electric Utility - ASPA	86,522,500	0	86,522,500	0	86,522,500	58,577,500
Water Utility - ASPA	17,379,500	0	17,379,500	0	17,379,500	10,020,500
Wastewater Division - ASPA	20,069,500	0	20,069,500	0	20,069,500	7,699,500
Solid Waste - ASPA	3,420,000	0	3,420,000	0	3,420,000	4,744,500
Fuel Marketing - ASPA	6,352,500	0	6,352,500	0	6,352,500	34,415,000
TeleCommunication Authority	16,000,000	0	16,000,000	0	16,000,000	15,000,000
Pago Pago International Airport	3,500,000	0	3,500,000	0	3,500,000	2,916,000
Public Market	170,500	0	170,500	0	170,500	170,500
Driver Training	82,000	0	82,000	0	82,000	84,500
Road Maintenance	590,500	0	590,500	0	590,500	600,000
Sports Complex	220,000	0	220,000	0	220,000	381,500
Housing - DAS	550,000	0	550,000	0	550,000	895,000
Print Shop	195,500	0	195,500	0	195,500	327,000
Industrial Park	600,000	0	600,000	0	600,000	595,000
DPS - Emergency Medical Svcs.	0	0	0	0	0	0
AS Shipyard Services Authority	2,034,500	0	2,034,500	0	2,034,500	1,894,000
ASPC/OPM/TOFR/ASDRO	23,939,000	0	23,939,000	0	23,939,000	104,722,000
Total Enterprise Funds:	222,117,500	9,258,000	231,375,500	7,119,500	238,495,000	289,616,500
GRAND TOTAL:	317,163,500	33,068,000	350,221,500	106,083,000	456,384,500	495,570,000
	316,528,500		349,596,500		455,679,500	

American Samoa Government
Fiscal Year 2014 Final Budget
Object Class Summary

Department/Agency	Personnel Services	Materials Supplies	Contractual Services	Travel	All Others	Equipment	Total
Department of Education	19,459,000	1,207,500	909,500	101,000	2,323,000	0	24,000,000
Scholarship Fund	0	0	0	150,000	1,850,000	0	2,000,000
Office of Public Information	1,039,500	0	200,000	10,000	310,000	0	1,559,500
Dept. of Public Health	1,797,000	49,000	10,000	19,500	333,500	35,000	2,244,000
Dept. of Agriculture	883,500	20,500	121,000	21,500	53,500	0	1,100,000
Department of Commerce	608,000	10,500	18,000	14,500	57,000	2,000	710,000
Marine & Wildlife Resources	143,000	14,000	10,000	40,000	53,000	10,000	270,000
Visitor's Bureau	259,000	213,500	80,000	97,000	198,500	52,000	900,000
Dept. of Parks & Recreation	540,000	56,000	25,000	15,000	93,000	216,000	945,000
Dept. of Port Administration	1,699,500	160,500	559,500	41,000	360,500	95,000	2,916,000
Dept. of Public Safety	5,337,500	201,000	80,000	10,000	597,000	0	6,225,500
Homeland Security (OTICIDE)	689,000	46,500	15,000	0	154,000	0	904,500
Office of the Governor	2,821,000	189,500	824,000	407,000	595,000	162,000	4,998,500
Administrative Services	911,000	24,000	7,000	5,000	60,000	9,500	1,016,500
Office of Procurement	1,270,500	9,000	4,500	3,000	63,000	0	1,350,000
Office of Property Mgmt.	402,500	9,000	18,000	11,000	30,000	32,000	502,500
Dept. of Treasury	4,771,500	38,500	54,000	46,000	153,000	37,500	5,100,500
Dept. of Public Works	4,949,000	23,500	13,000	32,000	155,000	0	5,172,500
Dept. of Legal Affairs	2,249,000	14,500	79,000	30,000	101,000	0	2,473,500
Dept. of Local Government	2,027,000	20,500	13,000	19,500	68,500	28,500	2,177,000
Dept. of Human Resources	1,341,000	10,000	10,000	30,000	30,000	4,000	1,425,000
Office of Public Defender	334,500	11,000	18,500	27,000	44,000	40,000	475,000
Office of the Election	339,000	1,000	0	5,000	27,500	7,500	380,000
Office of the Territorial Audit	387,000	3,000	3,500	23,500	41,000	2,000	460,000
Office of the Internal Audit	131,500	2,500	2,000	6,000	6,000	2,000	150,000
Office of Youth & Women's Aff.	289,000	27,000	40,000	40,000	190,000	54,000	640,000
Arts Council (Local)	42,500	0	75,000	0	32,500	0	150,000
Criminal Justice (Local)	130,000	0	0	0	11,000	0	141,000
T.A.O.A. (local)	395,000	0	0	0	0	0	395,000
Administrative Law Judge	188,500	14,500	13,500	9,500	37,500	25,000	288,500
Feleti Barstow Public Library	285,000	25,500	17,000	0	57,500	0	385,000
Office of Planning & Budget	571,500	36,000	12,000	48,500	59,500	72,500	800,000
Sub Total - Executive	56,291,000	2,438,000	3,232,000	1,262,500	8,145,000	886,500	72,255,000

Department/Agency	Personnel Services	Materials Supplies	Contractual Services	Travel	All Others	Equipment	Total
Legislature	5,075,500	1,586,500 12,211,600	20,000	178,000	200,000	0	7,060,000 1,686,000
High Court	792,000	13,000	7,000	24,000	25,000	4,000	865,000
Local Judiciary	1,633,000	97,000	70,000	31,500	112,500	0	1,944,000
Sub Total - Fono & Judiciary	7,500,500	2,321,500 1,696,500	97,000	233,500	337,500	4,000	10,494,000 9,869,000

Special Programs:	Personnel Services	Materials Supplies	Contractual Services	Travel	All Others	Equipment	Total
Hospital Authority GF Subsidy	0	0	6,000,000	0	0	0	6,000,000
Board of Higher Ed. GF Subsidy	0	0	0	0	3,000,000	0	3,000,000
Airport GF Subsidy	0	0	0	0	200,000	0	200,000
Sports Complex Subsidy	0	0	235,000	0	0	0	235,000
Public Market Subsidy	0	0	100,000	0	0	0	100,000
Housing Division GF Subsidy	0	0	215,000	0	0	0	215,000
Print Shop GF Subsidy	0	0	0	0	100,000	0	100,000
Governor's Contingency Fund	0	0	200,000	0	0	0	200,000
Small Village/Water Fund	0	0	150,000	0	0	0	150,000
Language, Cultural & Art Dev.	0	0	0	0	50,000	0	50,000
Treasury Project Developments	0	0	900,000	0	0	0	900,000
Ceremonial Activities	0	0	250,000	0	0	0	250,000
Insurance Premiums	0	0	1,250,000	0	0	0	1,250,000
Swains Island Transportation	0	0	50,000	0	0	0	50,000
Election Outreach Program	0	0	150,000	0	0	0	150,000
EOB Electricity/Water Fund	0	0	0	0	700,000	0	700,000
DOE Facility Renovations	0	0	0	0	0	0	0
Debt Service	0	0	2,000,000	0	0	0	2,000,000
Claims & Damages	0	0	200,000	0	0	0	200,000
ASG Audit Contract	0	0	300,000	0	0	0	300,000
EOB Maintenance	0	0	300,000	0	0	0	300,000
Immigration Computer Sys. Upgrade	0	0	250,000	0	0	0	250,000
Manu'a Transportation	0	0	350,000	0	0	0	350,000
DPS Law Enforcement	0	0	0	0	150,000	0	150,000
ASG Local Fleet Fuel	0	0	400,000	0	0	0	400,000
Am. Samoa Water Conservation Prg.	0	0	50,000	0	0	0	50,000
Veterans Memorial	0	0	0	0	0	0	0
U.S. Fair Labor Settlement	0	0	0	0	0	0	0
Americorps Unallowable Costs	0	0	0	0	0	0	0
VR Grant Unallowable Costs	0	0	0	0	0	0	0
Judgment: Amosa Saneterini	0	0	0	0	0	0	0

Judgment: Viiga Tuvalu	0	0	0	0	0	0	0
Pacific Int'l Engineering Judgment	0	0	0	0	100,000	0	100,000
Laufou Settlement(partial payment)	0	0	0	0	500,000	0	500,000
Amnesty Program Development	0	0	0	0	100,000	0	100,000
Immigration System Upgrade	0	0	0	0	0	0	0
ASG Construction/School Main. Proj.	0	0	0	0	500,000	0	500,000
Economic Dev./Private Sector Initiative	0	0	0	0	1,000,000	0	1,000,000
Beautification Program	0	0	0	0	100,000	0	100,000
Fishing Subsidy Program	0	0	0	0	150,000	0	150,000
Farm Subsidy Program	0	0	0	0	150,000	0	150,000
Stray Dog Eradication	0	0	0	0	50,000	0	50,000
Su'igaula Youth Park Development	0	0	0	0	300,000	0	300,000
DOE Educational Conference	0	0	0	0	300,000	0	300,000
Local Road Maintenance Subsidy	0	0	0	0	600,000	0	600,000
Fagatogo Playground	0	0	0	0	100,000	0	100,000
Youth Center Match(Ind. Sis. Province)	0	0	0	0	300,000	0	300,000
High Sch. Gymnasium Improvements	0	0	0	0	1,000,000	0	1,000,000
Veterans Stadium Improvements	0	0	0	0	300,000	0	300,000
Nu'uuli Fautasi Shelter relocation	0	0	0	0	50,000	0	50,000
Hotel Demolition & clean-up	0	0	0	0	300,000	0	300,000
DBAS Business Loan Program	0	0	0	0	1,000,000	0	1,000,000
Faleasao Harbor Dredging	0	0	0	0	1,500,000	0	1,500,000
Judicial Program Assistance	0	0	0	0	100,000	0	100,000

Sub-Total Special Programs:	0	0	13,350,000	0	12,700,000	0	26,050,000
------------------------------------	----------	----------	-------------------	----------	-------------------	----------	-------------------

Total (Basic Operation)	63,791,500	4,769,500	16,679,000	1,496,000	21,182,500	890,500	408,700,000
--------------------------------	-------------------	-----------------------------	-------------------	------------------	-------------------	----------------	-------------------------------

4,134,500

108,174,000 *Jan*

Federal Grants:	Personnel Services	Materials Supplies	Contractual Services	Travel	All Others	Equipment	Total
Dept. of Education Grants	21,911,500	10,919,000	3,505,500	294,000	6,683,000	541,000	43,854,000
Office of Public Info. Grants	22,000	5,000	10,000	20,000	499,500	48,000	604,500
Arts Council/NEA	156,500	10,000	80,000	10,000	34,500	0	291,000
Public Health Grants	3,755,000	381,000	1,336,000	369,000	924,500	411,500	7,177,000
Territorial Admin. On Aging	1,034,000	26,500	34,000	16,500	895,500	33,500	2,040,000
Human & Social Services	4,335,500	455,500	3,954,500	274,500	13,756,000	183,000	22,959,000
Vocational Rehabilitation	661,500	128,500	111,000	50,000	166,000	28,000	1,145,000
Medicaid (Governor's Office)	313,500	10,000	0	16,500	0	0	340,000
Protection & Advocacy	446,000	35,000	33,500	62,500	115,500	15,000	707,500
Dept. of Commerce Grants	1,101,500	47,000	1,191,500	61,500	308,000	63,000	2,772,500
Dept. of Marine Wildlife Res.	1,380,000	281,000	277,500	176,000	184,500	290,500	2,589,500
AS Environ. Protection Agency	1,253,500	36,000	86,000	86,000	132,500	107,000	1,701,000
Territorial Energy Office	308,000	84,500	31,500	25,500	79,000	0	528,500
Historical Preservation	215,500	10,000	114,000	15,000	29,500	0	384,000
Homeland Security	995,500	285,000	70,500	81,500	530,000	2,368,500	4,331,000
Highway Safety	615,000	386,000	1,180,000	269,000	171,500	295,000	2,916,500
MCSAP	194,000	25,000	3,000	47,500	71,500	10,000	351,000
Boating Safety/DPS	365,500	103,000	68,000	78,000	101,500	0	716,000
USDA - Fire Protection	6,000	35,500	3,000	26,000	19,500	0	90,000
Wildland Urban Interface	0	0	0	0	0	0	0
SAFER Grant	307,500	0	0	0	0	0	307,500
DLS Grant	12,000	61,500	446,500	30,000	84,000	50,500	684,500
CJPA/ Anti-Drug	1,334,000	79,000	172,000	78,000	6,500	26,000	1,695,500
Dept. of Human Resources	229,000	20,500	20,000	24,000	20,000	4,000	317,500
Election Office Grants	160,500	50,000	55,000	20,000	39,000	50,500	375,000
Feleti Barstow Library Grant	0	10,000	5,000	15,000	55,500	0	85,500
Hospital Authority Grants	1,353,000	678,000	56,500	34,500	114,000	276,000	2,512,000
BHE Grants	3,108,000	253,500	131,500	377,000	595,500	142,000	4,607,500
Total Federal Grants:	45,574,000	14,416,000	12,976,000	2,557,500	25,616,500	4,943,000	106,083,000

Enterprise Funds:	Personnel Services	Materials Supplies	Contractual Services	Travel	All Others	Equipment	Total
Hospital Authority	23,730,000	11,888,000	988,000	601,500	2,005,000	4,845,500	44,058,000
Board of Higher Education	4,002,500	206,000	130,500	168,000	1,109,000	75,500	5,691,500
Electric Utility - ASPA	6,698,500	44,833,000	29,775,000	250,500	3,435,500	1,530,000	86,522,500
Water Utility - ASPA	3,288,000	3,445,000	7,644,000	60,500	2,700,500	241,500	17,379,500
Wastewater - ASPA	1,971,500	315,500	16,507,000	30,000	686,500	559,000	20,069,500
Solid Waste - ASPA	619,500	331,500	1,891,000	33,000	229,500	315,500	3,420,000
Fuel Marketing - ASPA	117,500	5,922,000	10,000	500	299,500	3,000	6,352,500
Telecommunication Authority	4,577,000	1,024,650	704,450	358,900	7,140,000	2,195,000	16,000,000
Pago Pago International Airport	2,242,000	111,500	335,000	59,000	404,500	348,000	3,500,000
Public Market	152,500	12,000	0	0	4,500	1,500	170,500
Driver's Training	82,000	0	0	0	0	0	82,000
Road Maintenance	15,000	200,000	50,000	1,500	55,500	268,500	590,500
Sports Complex	220,000	0	0	0	0	0	220,000
Housing - DAS	200,000	0	350,000	0	0	0	550,000
Print Shop	109,000	59,500	2,000	0	15,000	10,000	195,500
Industrial Park	499,000	6,000	67,500	20,000	7,500	0	600,000
AS Shipyard Services Authority	1,073,500	637,000	155,000	0	119,000	50,000	2,034,500
ASPC/OPM/TOFR/ASDRO	851,000	44,000	22,774,000	80,000	155,000	35,000	23,939,000

Total Enterprise:	50,448,500	69,035,650	81,383,450	1,663,400	18,366,500	10,478,000	231,375,500
--------------------------	-------------------	-------------------	-------------------	------------------	-------------------	-------------------	--------------------

Capital Improvement:	0	0	10,047,000	0	0	0	10,047,000
-----------------------------	----------	----------	-------------------	----------	----------	----------	-------------------

GRAND TOTAL:	159,814,000	88,244,450	121,085,450	5,716,900	65,165,500	16,311,500	456,304,500
---------------------	--------------------	------------------------------	--------------------	------------------	-------------------	-------------------	-------------------------------

875,861,500

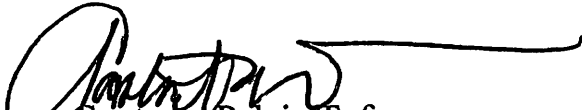
Jan

455,679,500

✓

Sec 2. Effective date.

This act is effective immediately upon passage by the Legislature and approval by the Governor due to the need to immediately continue proper budget authority for the government.



Gaoteote Palaie Tofau
President of the Senate



Savali Talavou Ale
Speaker, House of Representatives

Hereby Approved this 30th day of September 2013
Lale M. Mofaga
Governor Of American Samoa

NOFOAIGA TOLUSEFULU-TOLU FONOFAITULAFONO AMERIKA
SAMOA

Fono Tele Lona Lua

Nofoa ma usuia i Fagatogo, Tutuila, Amerika Samoa
Aso Gafua, aso sefulufa o Ianuari
lua afe ma le sefulu tolu

O SE TULAFONO E SAUNIA AI MO LE FA'ASOASOAINA O LE PAKETI FA'ALETASAGA A LE MALO O AMERIKA SAMOA MO LE TAUSAGA FA'ALETUPE 2014 MA SE ASO TAUALOA VAVE.

Fa'atomuaga:

O lenei tulafono o le a taualoa vave pe a pasia e le Fono Faitulafono ma fa'amaonia e le Kovana ina ia mafai ona saunia i le taimi atofaina fa'apea ma le fa'atupega mana'omia mo le fa'agaoioiga o le malo.

IA FA'ATULAFONOINA E LE FONOFAITULAFONO A AMERIKA SAMOA:

**“MATA'UPU I
AIAIGA LAUTELE**

Maga 1. Alagatupe o tupemaua fuafuaina.

O alagatupe o tupemaua fuafuaina ua fa'amaoniaina mo le fa'asoaga i le Paketi Fa'aletausaga a le Malo o Amerika Samoa mo le Tausaga Tupe 2014 i lenei tulafono ua fa'aalia i lalo:

(a) Tupemaua lotoifale:

Lafoga.....	\$ 71,866,000
Laisene ma Pemitā.....	\$ 1,100,000
Tau fa'ae'e ma Salatupe.....	\$ 3,752,800
Totogi o Tautua.....	\$ 6,381,200
Isi mea.....	\$ 2,616,000
Aofa'iga o Tau e le patino.....	\$ 5,600,000
Aofa'iga auina mai i totonu.....	\$ 3,720,000
Aofa'i o Tupe Lotoifale.....	\$ 95,036,000

e. (1) M.O.I.: Tupe Foa'i Fesoasoani(Gaoioiga Autu).....\$ 23,021,000

(2) Fuafuaga mo Fa'aleleiga Tauā\$ 10,047,000

i. Tupe Foa'i Fa'apitoa a le Feterale.....\$ 106,083,000

o. Tupe mo Galuega Faigata e mana'omia ona faia.....\$ 222,117,500

**Aofa'i o alatupe o tupemaua fuafuaina i le
Tausaga Tupe 2014.....\$456,304,500**

Maga 2. Tupemaua e le'i fa'asoasoaina—Fa'amaoniaina ma fa'asoasoaina.

I se tulaga e maua e le Malo o Amerika Samoa, po'o so'o sona ofisa tupemaua i totonu o le Tausaga Tupe 2014 mai so'o se alagatupe e le o aofia i le alagatupe o tupemaua ua fa'amaoniaina i lenei tulafono pe ua sili atu fo'i i le fuafuaina o so'o se alatupe o tupemaua e pei ona ta'ua, o ia tupemaua e fa'atulagaina o tupemaua e le'i fa'asoasoaina. O le a teuina ia tupemaua i le teugatupe lautele ma ia fa'aavanoaina mo le fa'asoasoaina vave e le Fono Faitulafono e aunoa ma le fa'atalitali i le i'uga o le tausaga tupe.

O tupemaua e le'i fa'asoasoaina e maua i totonu o le Tausaga Tupe o le 2014 o le a le fa'aaogaina mo so'o se fa'amoemoega vagana ai ua mua'i maua le fa'atagaga ma fa'asoasoaina e le Fono Faitulafono. O le a fa'ailoa mai e le Kovana i se taimi vave i le Fono Faitulafono i le taimi lava e maua ai ia tupe aua e le'i fa'asoasoaina.

Maga 3. Aofa'iga e maualalo ai le tupemaua.

Afai e fuafua atu e le ali'i-ofisa o le tupe ma le paketi a le malo, o le tupemaua e maualalo i le tupemaua fa'amaonia ua fa'asoasoaina i lenei tulafono e sili nai le lua pasene mo le tausaga tupe, ia fa'ailoa vave mai e le Kovana i le Fono Faitulafono. Ia tu'uina mai fo'i ni fuafuaga o suiga o porokalama taufa'aofi a ofisa, tulafono e toefa'aporokalamaina ai po'o fa'asoasoaga fa'aopoopo e toefa'atulaga ai le tupe ua pa'u ai. O suiga taufa'aofi po'o le toefa'aporokalamaina ia auiliili mai ai fo'i le fa'aitiitia o le fa'aaluina o tupe mana'omia ina ia mautinoa o le tupemaua moni fuafuaina e tutusa ma le tupefa'aalu moni.

Maga 4. Anuilagi ona o le fa'atamala.

O tupemaua uma ua fa'asoasoaina e lenei tulafono e le fa'aaogaina, fa'atulagaina mo le fa'aaogaina, po'o le fa'aauau atu i tausaga tupe i le lumana'i le tapunia o le Tausaga Tupe 2014, ia toefa'afo'i atu i le Teugatupe Lautele ma e le mafai ona toe fa'aaogaina vagana ua toefa'asoasoaina e le Fono Faitulafono.

Mata'upu II

Maga 1. Fa'asoasoaga o le paketi.

O le Paketi Fa'ale-Tausaga o le Tausaga Tupe 2014 a le Malo o Amerika Samoa ua fa'amaonia nei ma fa'asoasoaina mo ofisa fa'asinoaina, ma ua fa'atagaina e fa'aaoga ia tupe ma'oti e pei ona fa'aalia i lalo:

Malo o Amerika Samoa
Tupe Maua Fa'asoaso FuaFuaina
Paketi Fa'ai'u-Tausaga Tupe 2014

Alaga Tupe o Tupe Maua	Aofaiga tonu TT2011	Aofaiga tonu TT 2012	FuaFuaina TT 2013	FuaFuaina TT 2014
	Su'eina	FuaFuaina	FuaFuaina	FuaFuaina
Lafoga:				
Lafoga a pisinisi ma tagatafaigaluega	8,651,296	8,212,000	6,000,000	17,700,000
Lafoga Tupe Maua a Tagata	21,331,818	18,000,000	24,254,500	25,116,000
Lafoga Oloa-Lautele	20,703,475	17,000,000	18,000,000	25,050,000
Lafoga Apainu Suamalie	1,657,793	2,000,000	2,000,000	2,500,000
Tupe totoe faaauau I le Tausaga Fou	1,146,226	1,000,000	2,500,000	1,500,000
Aofaiga fa'auau a lafoga	53,490,608	46,212,000	52,754,500	71,866,000
Laisene ma Pemitā	976,012	1,000,000	1,000,000	1,100,000
Taufa'ae'e ma Sala Tupe	2,568,977	2,504,500	2,500,000	3,752,800
Totogi Fa'ae'e mo Tautua				
Pulega o le Taulaga	3,128,273	3,134,233	2,800,000	3,961,000
Fa'aaoga Totogi ma Lisi	1,064,345	836,479	750,000	1,300,000
Vaega mo Ta'aloga	224,918	250,000	200,000	250,000
O Isi	1,265,731	1,490,030	500,000	870,200
Aofa'iga fa'auau mo Tautua Taufae'e	5,683,267	5,710,742	4,250,000	6,381,200
Mea Ese'ese:				
Pasene o Tupe Maua	26,309	90,000	100,000	20,000
Tupe mai le Nogatupe o le Litaea	1,497,470	-	-	-
Tupe mai le Nogatupe o le Sikaleti	-	-	1,800,000	1,200,000
O Isi	1,389,596	1,000,000	800,000	1,396,000
Aofa'iga fa'auau o Mea Ese'ese	2,913,375	1,090,000	2,700,000	2,616,000
Taufa'ae'e i Va-o-matagaluega				
Tau le patino	4,488,342	6,300,000	6,200,000	5,600,000
Aofa'i Taufae'e i Va-o-matagaluega	4,488,342	6,300,000	6,200,000	5,600,000
Tu'uina mai i totonu:				
Tupe toe maua JROTC(Tupe Nono ale Feterale)	485,121	550,000	500,000	550,000
Feso'otaiga i tautua aitalafu	1,100,000	1,000,000	1,100,000	1,100,000
Faaleleiga o Falea'oga	1,674,449	1,100,000	1,500,000	-
Tupe o Aitalafu Tautua - Lafoga Oloa	2,176,316	2,000,000	2,000,000	2,000,000
Tupe o Aitalafu Tautua - Taufae'e a le Taulaga	113,075	95,000	70,000	70,000
Aofa'i o Tu'uina mai i Totonu	5,548,961	4,745,000	5,170,000	3,720,000
Aofa'iga fa'auau o Tupe Maua	75,669,542	67,562,242	74,574,500	95,036,000
DOI Galuega Faavae	13,763,000	13,763,000	13,763,000	13,763,000
Aofa'i o Tupe Maua	89,432,542	81,325,242	88,337,500	108,799,000

MALO O AMERIKA SAMOA
Tausaga Tupe 2014 Paketi Fa'ai'u
Otootoga o Fa'asoaga - Tupe Maua

Matagaluega/Ofisa	Talosaga Fa'avae	Initeria Foai Tupe Fesoasoani	Aofaiga Fuafuaina	Foai Tupe Fa'apitoa Feterale	Paketi Fuafuaina TT 2014	Paketi Fa'amaonia TT2013
Aoaoga/Aganu'u:						
Matagaluega o A'oga	16,709,000	7,291,000	24,000,000	43,854,000	67,854,000	70,482,000
Porokalama mo Sikolasipi	2,000,000	0	2,000,000	0	2,000,000	1,790,000
Ofisa o Fa'asalalauaga Lautele	1,559,500	0	1,559,500	604,500	2,164,000	1,689,000
Falemata'aga	150,000	0	150,000	291,000	441,000	370,500
Aofa'i:	20,418,500	7,291,000	27,709,500	44,749,500	72,459,000	74,331,500
Soifua Maloloina:						
Matagaluega o le Soifua Maloloina	2,244,000	0	2,244,000	7,177,000	9,421,000	8,846,500
Puleaga o Tagata Matutua	395,000	0	395,000	2,040,000	2,435,000	2,334,000
Tagata ma Tautua Lautele	0	0	0	22,959,000	22,959,000	23,633,000
Vaega fesoasoani faafoisia le malosi(Kovana)	0	0	0	1,145,000	1,145,000	1,145,000
Medicaid (Kovana)	0	0	0	340,000	340,000	340,000
Puipuiga ma Puluvaaga	0	0	0	707,500	707,500	723,000
Aofa'i:	2,639,000	0	2,639,000	34,368,500	37,007,500	37,021,500
Atina'e Tamaoaiga:						
Matagaluega Fa'atoaga	1,100,000	0	1,100,000	0	1,100,000	1,063,000
Matagaluega Fefa'ataua'iga	710,000	0	710,000	2,772,500	3,482,500	4,065,500
Tamaoaiga Sami ma Vaomatua	270,000	0	270,000	2,589,500	2,859,500	2,582,500
Vaega mo Tagata Asiasi	900,000	0	900,000	0	900,000	400,000
Aofa'i:	2,980,000	0	2,980,000	5,362,000	8,342,000	8,111,000
Fa'asaoga & Si'omaga						
Puipuiga Si'omaga Am. Samoa	0	0	0	1,701,000	1,701,000	1,561,000
Ofisa Enetia o le Teritori	0	0	0	528,500	528,500	551,000
Puipuiga Mea Sina Fa'atalatu'u(Kovana)	0	0	0	384,000	384,000	384,500
Paka ma Malae Ta'alo	945,000	0	945,000	0	945,000	745,000
Aofa'i:	945,000	0	945,000	2,613,500	3,558,500	3,241,500
Femalagaiga:						
Pulega o le Taulaga	2,177,000	739,000	2,916,000	0	2,916,000	2,350,000
Aofa'i:	2,177,000	739,000	2,916,000	0	2,916,000	2,350,000

Matagaluega/Ofisa	Talosaga Fa'avae	Initeria Foi Tupe Fesoasoani	Aofaiga Fuafuaina	Foi Tupe Fa'apitoa Feterale	Paketi Fuafuaina TT 2014	Paketi Fa'amaonia TT 2013
Puipuiga Saogalemu Lautele						
Puipuiga Saogalemu Lautele	4,837,500	1,388,000	6,225,500	0	6,225,500	5,716,000
Puipuiga o le Atunu'u (OTICIDE)	904,500	0	904,500	4,331,000	5,235,500	6,541,500
Saogalemu i Alatele	0	0	0	2,916,500	2,916,500	2,757,000
MCSAP	0	0	0	351,000	351,000	351,000
Saogalemu o Va'a	0	0	0	716,000	716,000	1,233,500
Vaomatua & Nofoga ile Taulaga	0	0	0	0	0	153,500
Tupe Fesoasoani - Safer	0	0	0	307,500	307,500	0
Tupe Fesoasoani - DLS	0	0	0	684,500	684,500	0
USDA Puipuiga o Afimumu	0	0	0	90,000	90,000	83,000
CJPA/Tete'e Vailaau Fa'asaina	141,000	0	141,000	1,695,500	1,836,500	1,999,500
Aofa'i:	5,883,000	1,388,000	7,271,000	11,092,000	18,363,000	18,835,000
Malo Lautele:						
*Ofisa o le Kovana	4,998,500	0	4,998,500	0	4,998,500	4,509,000
Matagaluega o Tautua Fa'alepulega	1,016,500	0	1,016,500	0	1,016,500	746,000
Ofisa o Fa'atauga	1,350,000	0	1,350,000	0	1,350,000	1,290,000
Ofisa e Pulea Meatotino	502,500	0	502,500	0	502,500	502,500
Matagaluega o Tupe	5,100,500	0	5,100,500	0	5,100,500	4,200,000
Matagaluega o Galuega Lautele	2,546,500	2,626,000	5,172,500	0	5,172,500	4,611,000
Matagaluega o Mataupu tau Tulafono	1,619,500	854,000	2,473,500	0	2,473,500	2,265,000
Ofisa o le Malo Lotoifale	2,177,000	0	2,177,000	0	2,177,000	2,010,000
Matagaluega o Tagatafaigaluega	1,425,000	0	1,425,000	317,500	1,742,500	1,611,000
Ofisa o le Loia Fautua Lautele	475,000	0	475,000	0	475,000	475,000
Ofisa o Palota	380,000	0	380,000	375,000	755,000	1,112,000
Ofisa o le Su'etusi o le Teritori	460,000	0	460,000	0	460,000	460,000
Ofisa Su'etusi Fa'alotoifale	150,000	0	150,000	0	150,000	150,000
Matagaluega tau Tupulaga ma Tina	640,000	0	640,000	0	640,000	340,000
Ofisa o le Fa'amasino o Tulafono Taupulega	288,500	0	288,500	0	288,500	288,500
Ofisa o Fuafuaga & Paketi	800,000	0	800,000	0	800,000	710,000
Faletusi Feleti Barstow	385,000	0	385,000	85,500	470,500	471,000
Aofa'i:	24,314,500	3,480,000	27,794,500	778,000	28,572,500	25,751,000
Aofa'i fa'aauau mo Porokalama:	59,357,000	12,898,000	72,255,000	98,963,500	171,218,500	169,641,500

Matagaluega/Ofisa	Initeria		Aofaiga Fuafuaina	Foi Tupe		Paketi	
	Talosaga Fa'avae	Foi Tupe Fesoasoani		Fa'apitoa Feterale	Fuafuaina TT 2014	Fa'amaonia TT 2013	
*Fono Faitulafono	7,060,000	7,685,000	0	7,685,000	0	7,685,000	6,700,000
Fa'amasinoga Maualuga		0	865,000	865,000	0	865,000	865,000
Fa'amasinoga Lotoifale		1,944,000	0	1,944,000	0	1,944,000	1,675,000
Aofa'i fa'aauau Fono & Fa'amasinoga	9,004,000	865,000	10,494,000	0	10,494,000	9,240,000	9,240,000
	9,004,000		9,869,000		9,869,000		
Aofa'i:	68,986,000	13,763,000	82,749,000	98,963,500	181,712,500	178,881,500	
	68,361,000		82,124,000		181,087,500		

POROKALAMA FA'APITOA	Initeria		Aofaiga Fuafuaina	Foi Tupe		Paketi	
	Talosaga Fa'avae	Foi Tupe Fesoasoani		Fa'apitoa Feterale	Fuafuaina TT 2014	Fa'amaonia TT 2013	
Tupe Fesoasoani - Puleaga a le Falema'i	6,000,000	0	6,000,000	0	6,000,000	4,000,000	
KAM Foi Tupe Fesoasoani	3,000,000	0	3,000,000	0	3,000,000	2,350,000	
Teugatupe Lautele Malaeva'alele	200,000	0	200,000	0	200,000	200,000	
*Tupe fesoasoani mo vaega o ta'aloga	235,000	0	235,000	0	235,000	150,000	
Tupe Fesoasoani mo le Maketi	100,000	0	100,000	0	100,000	0	
Tupe Fesoasoani-Vaega o Fale	215,000	0	215,000	0	215,000	0	
Tupe Fesoasoani-Falelomitusi	100,000	0	100,000	0	100,000	0	
Teugatupe Fa'aleoleo a le Kovana	200,000	0	200,000	0	200,000	185,000	
Teugatupe Nu'u Laiti/Vai	150,000	0	150,000	0	150,000	150,000	
Atina'e o Gagana ma Tomai fa'aleaganu'u	50,000	0	50,000	0	50,000	40,000	
*Galuega Atia'e-Vaega o le Tupe	900,000	0	900,000	0	900,000	300,000	
Gaoioiga Fa'a-le-Aganu'u	250,000	0	250,000	0	250,000	200,000	
Totogi o Inisiua	1,250,000	0	1,250,000	0	1,250,000	1,250,000	
Femalagaiga i le Motu o Swains	50,000	0	50,000	0	50,000	50,000	
Porokalama A'apa atu-Ofisa Palota	150,000	0	150,000	0	150,000	200,000	
EOB Eletise/Vai	700,000	0	700,000	0	700,000	700,000	
DOE Faaleleia o fale	0	0	0	0	0	1,000,000	
Aitalafu Tausaga Tuanai	2,000,000	0	2,000,000	0	2,000,000	2,000,000	
Talosaga & mea Fa'aleagaina	200,000	0	200,000	0	200,000	225,000	
Konekarate Su'etusi ASG	300,000	0	300,000	0	300,000	300,000	
Galuega fa'aleleia mo le EOB	300,000	0	300,000	0	300,000	100,000	
Fa'aleleiga o Komupiuta ale Femalagaiga	250,000	0	250,000	0	250,000	317,500	
Femalagaiga i Manu'a	350,000	0	350,000	0	350,000	350,000	
Fa'amalosiga tulafono-Ofisa Puipuiga Lautele	150,000	0	150,000	0	150,000	150,000	
Suauu Fuava'a Lotoifale a Malo o Am. Samoa	400,000	0	400,000	0	400,000	422,000	
Porokalama o le faasaoina o le suavai	50,000	0	50,000	0	50,000	45,000	
Maafaamanatu mo Fitafita Tuai	0	0	0	0	0	100,000	

Iuga Faamasinoga o Mataupu Tau Leipa	0	0	0	0	0	916,000
Totogi faataga mo le Amerikoa(Americorps)	0	0	0	0	0	36,000
Tupe faaopoopo Voc. Rehab	0	0	0	0	0	52,000
Iuga Faamasinoga-Amosa Saneterini	0	0	0	0	0	95,000
Iuga Faamasinoga-Viiga Tuvale	0	0	0	0	0	42,500
Tupe Iuga Faamasinoga mo le PIE	100,000	0	100,000	0	100,000	282,000
Vaega o le totogi-Iuga Faamasinoga-Laufou	500,000	0	500,000	0	500,000	550,000
*Atina'ega Porokalama-Tuu avanoa tagata ova aso iinei	100,000	0	100,000	0	100,000	250,000
Fa'afouina o Komupiuta ale Femalagaiga	0	0	0	0	0	0
Fausaga ale Malo/Galuega faaleleia-DOE	500,000	0	500,000	0	500,000	0
Atina'e Tamaoaiga/Faaosofia ai Pisinisi	1,000,000	0	1,000,000	0	1,000,000	0
Porokalama Faamatagofie	100,000	0	100,000	0	100,000	100,000
Porokalama Fesoasoani mo Faigafaiva	150,000	0	150,000	0	150,000	0
Porokalama Fesoasoani mo Faatoaga	150,000	0	150,000	0	150,000	0
Faatama'ia o Ta'ifau taaloa	50,000	0	50,000	0	50,000	0
*Atina'e o le Paka o le Su'igaula	300,000	0	300,000	0	300,000	0
*Fono Faalea'oa'oga-DOE	300,000	0	300,000	0	300,000	0
Fesoasoani mo le faaleleia o Auala	600,000	0	600,000	0	600,000	0
Malaetaalo I Fagatogo	100,000	0	100,000	0	100,000	0
Tupe faafetaui-Nofoaga Tupulaga Talavou	300,000	0	300,000	0	300,000	0
Faaleleia-Faletaalo Aoga Mauuluga	1,000,000	0	1,000,000	0	1,000,000	0
Faaleleia o le Stadium	300,000	0	300,000	0	300,000	0
Toe siitia mea e teu ai fautasi a Nuuuli	50,000	0	50,000	0	50,000	0
*Faamamaina/Tuu I lalo-Faletalimalo Tuai	300,000	0	300,000	0	300,000	0
Porokalama-nonogatupe pisinisi-DBAS	1,000,000	0	1,000,000	0	1,000,000	0
Faalolotoina le Uafu I Faleasao	1,500,000	0	1,500,000	0	1,500,000	0
Fesoasoani-Porokalama tau Faamasinoga	100,000	0	100,000	0	100,000	0

Aofa'i Porokalama Fa'apitoa:	26,050,000	0	26,050,000	0	26,050,000	17,108,000
-------------------------------------	-------------------	----------	-------------------	----------	-------------------	-------------------

Aofa'i Galuega Fa'avae:	86,036,000	13,763,000	100,799,000	98,963,500	207,762,500	195,989,500
--------------------------------	-----------------------	------------	------------------------	------------	------------------------	-------------

94,411,000 *108,174,000* *207,137,500*

Aofa'iga Galuega Tetele:	0	10,047,000	10,047,000	0	10,047,000	9,964,000
---------------------------------	---	------------	------------	---	------------	-----------

Aofa'iga Tupe Fa'asoasoa:	95,036,000	23,810,000	118,846,000	98,963,500	217,809,500	205,953,500
----------------------------------	-----------------------	------------	------------------------	------------	------------------------	-------------

94,411,000 *118,221,000* *217,184,500*

dm

dm

TEUGATUPE TAUSI	Talosaga Fa'avae	Initeria Foai Tupe Fesoasoani	Aofaiga Fuafuaina	Foai Tupe Fa'apitoa Feterale	Paketi Fuafuaina TT 2014	Paketi Fa'amaonia TT 2013
Pulega a le Falemai	36,158,000	7,900,000	44,058,000	2,512,000	46,570,000	35,849,000
Komiti o le Kolisi Tu'ufa'atasi	4,333,500	1,358,000	5,691,500	4,607,500	10,299,000	10,725,000
Iutitia eletise - ASPA	86,522,500	0	86,522,500	0	86,522,500	58,577,500
Iutitia o le Vai - ASPA	17,379,500	0	17,379,500	0	17,379,500	10,020,500
Suavaivale Lafoai - ASPA	20,069,500	0	20,069,500	0	20,069,500	7,699,500
Otaota Lafoai - ASPA	3,420,000	0	3,420,000	0	3,420,000	4,744,500
Maketi mo le Suau'u - ASPA	6,352,500	0	6,352,500	0	6,352,500	34,415,000
Puleaga o Feso'otaiga	16,000,000	0	16,000,000	0	16,000,000	15,000,000
Malae Va'alele	3,500,000	0	3,500,000	0	3,500,000	2,916,000
Maketi mo le Lautele	170,500	0	170,500	0	170,500	170,500
A'oga Aveta'avale	82,000	0	82,000	0	82,000	84,500
Fa'aleleiga o Alatele	590,500	0	590,500	0	590,500	600,000
Tupe fesoasoani mo vaega o ta'alogā	220,000	0	220,000	0	220,000	381,500
Fale Nofo Totogi - DAS	550,000	0	550,000	0	550,000	895,000
Fale Lomi Tusi	195,500	0	195,500	0	195,500	327,000
Paka mo Pisinisi	600,000	0	600,000	0	600,000	595,000
DPS--Vaega fa'alavelave fa'afuase'i	0	0	0	0	0	0
Pulega o Auaunaga mo Vaa	2,034,500	0	2,034,500	0	2,034,500	1,894,000
ASPC/OPM/TOFR/ASDRO	23,939,000	0	23,939,000	0	23,939,000	104,722,000
Aofa'i Teugatupe Fa'aleoleo:	222,117,500	9,258,000	231,375,500	7,119,500	238,495,000	289,616,500
TU'UFA'ATASIGA ATOA:	347,153,500 316,528,500	33,068,000	360,224,500 349,596,500	106,083,000	456,304,500 455,679,500 <i>Jan</i>	495,570,000

MALO O AMERIKA SAMOA
Tausaga Tupe 2014 Paketi Fa'ai'u
Tupe Maua

Matagaluega/Ofisa	Tagata Faigaluega	Oloa ma Sapalai	Galuega Konekarate	Malaga	Isi Mea Uma	Mea Faigaluega	Aofa'l
Matagaluega o A'oga	19,459,000	1,207,500	909,500	101,000	2,323,000	0	24,000,000
Tupe Fesoasoani o Sikolasipi	0	0	0	150,000	1,850,000	0	2,000,000
Ofisa o Fa'asalalauga Lautele	1,039,500	0	200,000	10,000	310,000	0	1,559,500
Matagaluega o le Soifua Maloloina	1,797,000	49,000	10,000	19,500	333,500	35,000	2,244,000
Matagaluega o Fa'ato'aga	883,500	20,500	121,000	21,500	53,500	0	1,100,000
Matagaluega o Fefa'ataua'iga	608,000	10,500	18,000	14,500	57,000	2,000	710,000
Tamaoaiga Sami ma Vaomatua	143,000	14,000	10,000	40,000	53,000	10,000	270,000
Vaega mo Tagata Asiasi	259,000	213,500	80,000	97,000	198,500	52,000	900,000
Paka ma Ta'aloga	540,000	56,000	25,000	15,000	93,000	216,000	945,000
Puleaga o le Taulaga	1,699,500	160,500	559,500	41,000	360,500	95,000	2,916,000
Matagaluega o le Saogalemu Lautele	5,337,500	201,000	80,000	10,000	597,000	0	6,225,500
Puipuiga o le Atunu'u (OTICIDE)	689,000	46,500	15,000	0	154,000	0	904,500
*Ofisa o le Kovana	2,821,000	189,500	824,000	407,000	595,000	162,000	4,998,500
Matagaluega o Tautua Fa'alepulega	911,000	24,000	7,000	5,000	60,000	9,500	1,016,500
Ofisa o Fa'atauga	1,270,500	9,000	4,500	3,000	63,000	0	1,350,000
Ofisa e Pulea Meatotino	402,500	9,000	18,000	11,000	30,000	32,000	502,500
Matagaluega o Tupe	4,771,500	38,500	54,000	46,000	153,000	37,500	5,100,500
Matagaluega o Galuega Lautele	4,949,000	23,500	13,000	32,000	155,000	0	5,172,500
Matagaluega o Mata'upu tau Tulafono	2,249,000	14,500	79,000	30,000	101,000	0	2,473,500
Ofisa o le Malo Lotoifale	2,027,000	20,500	13,000	19,500	68,500	28,500	2,177,000
Matagaluega o Tagatafaigaluega	1,341,000	10,000	10,000	30,000	30,000	4,000	1,425,000
Ofisa o le Loia Fautua Lautele	334,500	11,000	18,500	27,000	44,000	40,000	475,000
Ofisa o Palota	339,000	1,000	0	5,000	27,500	7,500	380,000
Ofisa o le Su'etusi o le Teritori	387,000	3,000	3,500	23,500	41,000	2,000	460,000
Ofisa o le Su'etusi Faalotoifale	131,500	2,500	2,000	6,000	6,000	2,000	150,000
Matagaluega Tau Tupulaga ma Tina	289,000	27,000	40,000	40,000	190,000	54,000	640,000
Falemata'aga (Lotoifale)	42,500	0	75,000	0	32,500	0	150,000
Vaega ole tu'uilitia o le solitulafono(Lotoifale)	130,000	0	0	0	11,000	0	141,000
T.A.O.A. (Lotoifale)	395,000	0	0	0	0	0	395,000
Fa'amasino o Tulafono Fa'alepulega	188,500	14,500	13,500	9,500	37,500	25,000	288,500
Faletusi Feleti Barstow	285,000	25,500	17,000	0	57,500	0	385,000
Ofisa o Fuafuaga & Paketi	571,500	36,000	12,000	48,500	59,500	72,500	800,000
Aofa'iga fa'aaauu pea:	56,291,000	2,438,000	3,232,000	1,262,500	8,145,000	886,500	72,255,000

Matagaluega/Ofisa	Tagata Faigaluega	Oloa ma Sapalai	Galuega Konekarate	Malaga	Isi Mea Uma	Mea Faigaluega	Aofa'l
*Fono Faitulafono	5,075,500	2,241,500 1,586,500	20,000	178,000	200,000	0	7,688,000 7,060,000
Fa'amasinoga Sili	792,000	13,000	7,000	24,000	25,000	4,000	865,000
Fa'amasino Lotoifale	1,633,000	97,000	70,000	31,500	112,500	0	1,944,000
Aofa'i le tumau:	7,500,500	2,321,500 1,696,500	97,000	233,500	337,500	4,000	10,494,000 9,869,000

Porokalama Fa'apitoa:	Tagata Faigaluega	Oloa ma Sapalai	Galuega Konekarate	Malaga	Isi Mea Uma	Mea Faigaluega	Aofa'l
Tupe Fesoasoani - Puleaga a le Falema'i	0	0	6,000,000	0	0	0	6,000,000
Komiti A'oa'oga Maualuga Tupe Fesoasoani	0	0	0	0	3,000,000	0	3,000,000
Teugatupe Lautele Malaeva'alele	0	0	0	0	200,000	0	200,000
*Tupe fesoasoani mo vaega o ta'aloga	0	0	235,000	0	0	0	235,000
Tupe Fesoasoani mo le Maketi	0	0	100,000	0	0	0	100,000
Tupe Fesoasoani-Vaega o Fale	0	0	215,000	0	0	0	215,000
Tupe Fesoasoani-Falelomitusi	0	0	0	0	100,000	0	100,000
Teugatupe Fa'aleoleo - Ofisa Kovana	0	0	200,000	0	0	0	200,000
Teugatupe Nu'u Laiti/Vai	0	0	150,000	0	0	0	150,000
Atina'e o Gagana ma Tomai fa'aleaganu'u	0	0	0	0	50,000	0	50,000
*Galuega Atia'e-Vaega o le Tupe	0	0	900,000	0	0	0	900,000
Gaoioiga Fa'a-le-Aganu'u	0	0	250,000	0	0	0	250,000
Totogi o Inisiua	0	0	1,250,000	0	0	0	1,250,000
Femalagaiga i le Motu o Swains	0	0	50,000	0	0	0	50,000
*Porokalama A'apa atu-Ofisa Palota	0	0	150,000	0	0	0	150,000
EOB Eletise/Vai	0	0	0	0	700,000	0	700,000
DOE Faaleleia o fale	0	0	0	0	0	0	0
Aitalafu Tausaga Tuanai (Tautua)	0	0	2,000,000	0	0	0	2,000,000
Talosaga & mea Fa'aleagaina	0	0	200,000	0	0	0	200,000
Konekarate Su'etusi ASG	0	0	300,000	0	0	0	300,000
Galuega fa'aleleia mo le EOB	0	0	300,000	0	0	0	300,000
Fa'aleleiga o Komupiuta ale Femalagaiga	0	0	250,000	0	0	0	250,000
Femalagaiga I Manu'a	0	0	350,000	0	0	0	350,000
Fa'amalosiga tulafono-Ofisa Puipuiga Lautele	0	0	0	0	150,000	0	150,000
Suauu Fuava'a Lotoifale a le Malo o Am. Samoa	0	0	400,000	0	0	0	400,000
Porokalama o le fa'asaoina o le suavai	0	0	50,000	0	0	0	50,000
Maafaamanatu mo Fitafita Tuai	0	0	0	0	0	0	0
Iuga Faamasinoga o Mataupu Tau Leipa	0	0	0	0	0	0	0

Totogi faataga mo le Amerika(Americorps)	0	0	0	0	0	0	0
Tupe faaopoopo Voc. Rehab	0	0	0	0	0	0	0
Iuga Faamasinoga-Amosa Saneterini	0	0	0	0	0	0	0
Iuga Faamasinoga-Viiga Tuvale	0	0	0	0	0	0	0
Tupe Iuga Faamasinoga mo le PIE	0	0	0	0	100,000	0	100,000
Vaega o le totogi-Iuga Faamasinoga-Laufou	0	0	0	0	500,000	0	500,000
*Atina'ega Porokalama-Tuu avanoa tagata ova aso iinei	0	0	0	0	100,000	0	100,000
Faafouina Komupiuta ale Femalagaiga	0	0	0	0	0	0	0
Fausaga ale Malo/Galuega faaleleia-DOE	0	0	0	0	500,000	0	500,000
Atina'e Tamaoaiga/Faasofia ai Pisinisi	0	0	0	0	1,000,000	0	1,000,000
Porokalama Faamatagofie	0	0	0	0	100,000	0	100,000
Porokalama Fesoasoani mo Faigafaiva	0	0	0	0	150,000	0	150,000
Porokalama Fesoasoani mo Faatoaga	0	0	0	0	150,000	0	150,000
Faatama'ia o Ta'ifau taaloa	0	0	0	0	50,000	0	50,000
*Atina'e o le Paka o le Su'igaula	0	0	0	0	300,000	0	300,000
*Fono Faalea'oa'oga-DOE	0	0	0	0	300,000	0	300,000
Fesoasoani mo le faaleleia o Auala	0	0	0	0	600,000	0	600,000
Malaetaalo I Fagatogo	0	0	0	0	100,000	0	100,000
Tupe faafetaui-Nofoga Tupulaga Talavou	0	0	0	0	300,000	0	300,000
Faaleleia-Faletalo Aoga Maualuga	0	0	0	0	1,000,000	0	1,000,000
Faaleleia o le Stadium	0	0	0	0	300,000	0	300,000
Toe siitia mea e teu ai fautasi a Nuuuli	0	0	0	0	50,000	0	50,000
*Faamamaina/Tuu I lalo-Faletalimalo Tuai	0	0	0	0	300,000	0	300,000
Porokalama-nonogatupe pisinisi-DBAS	0	0	0	0	1,000,000	0	1,000,000
Faalotoina le Uafu I Faleasao	0	0	0	0	1,500,000	0	1,500,000
Fesoasoani-Porokalama tau Faamasinoga	0	0	0	0	100,000	0	100,000

Aofa'iga fa'aauu mo Porokalama Fa'apitoa:	0	0	13,350,000	0	12,700,000	0	26,050,000
--	----------	----------	-------------------	----------	-------------------	----------	-------------------

Aofa'i (Galuega Fa'avae):	63,791,500	4,760,500	16,679,000	1,496,000	21,182,500	890,500	408,790,000
----------------------------------	-------------------	-----------------------------	-------------------	------------------	-------------------	----------------	-------------------------------

4,134,500

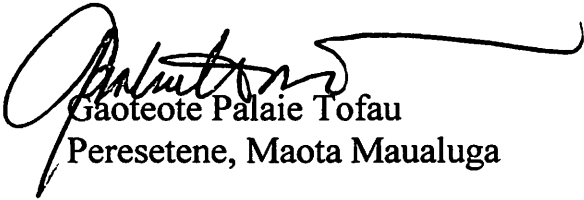
108,174,000 *tm*


Fesoasoani mai le Malo Tele:	Tagata Faigaluega	Oloa ma Sapalai	Galuega Konekarate	Malaga	Isi Mea Uma	Mea Faigaluega	Aofa'i
Foai mo le Matagaluega o A'oga	21,911,500	10,919,000	3,505,500	294,000	6,683,000	541,000	43,854,000
Foai mo le Ofisa o Fa'asalalauga Lautele	22,000	5,000	10,000	20,000	499,500	48,000	604,500
Fono Tomai o Falemata'aga & agaifanua	156,500	10,000	80,000	10,000	34,500	0	291,000
Foai-Matagaluega o le Soifua Maloloina	3,755,000	381,000	1,336,000	369,000	924,500	411,500	7,177,000
Puleaga o Tagata Matutua	1,034,000	26,500	34,000	16,500	895,500	33,500	2,040,000
Tagata ma Tautua Lautele	4,335,500	455,500	3,954,500	274,500	13,756,000	183,000	22,959,000
Vaega fesoasoani faafoisia le malosi	661,500	128,500	111,000	50,000	166,000	28,000	1,145,000
Porokalama Medicaid (Ofisa Kovana)	313,500	10,000	0	16,500	0	0	340,000
Puipuiga ma Puluvaaga	446,000	35,000	33,500	62,500	115,500	15,000	707,500
Foai mo le Matagaluega o Fefa'ataua'iga	1,101,500	47,000	1,191,500	61,500	308,000	63,000	2,772,500
Tamaoaiga Sami ma Vaomatua	1,380,000	281,000	277,500	176,000	184,500	290,500	2,589,500
Puipuiga Siomaga Amerika Samoa	1,253,500	36,000	86,000	86,000	132,500	107,000	1,701,000
Ofisa Enetia o le Teritori	308,000	84,500	31,500	25,500	79,000	0	528,500
Puipuiga Mea Sina Fa'atalatu'u	215,500	10,000	114,000	15,000	29,500	0	384,000
Puipuiga o le Atunu'u	995,500	285,000	70,500	81,500	530,000	2,368,500	4,331,000
Saogalemu o Alatele	615,000	386,000	1,180,000	269,000	171,500	295,000	2,916,500
MCSAP	194,000	25,000	3,000	47,500	71,500	10,000	351,000
Saogalemu o Va'a/DPS	365,500	103,000	68,000	78,000	101,500	0	716,000
Puipuiga mai Afimumu/USDA	6,000	35,500	3,000	26,000	19,500	0	90,000
Tupe Fesoasoani - Safer	307,500	0	0	0	0	0	307,500
Tupe Fesoasoani - DLS	12,000	61,500	446,500	30,000	84,000	50,500	684,500
CJPA/Tete'e Vaila'au Fa'asaina	1,334,000	79,000	172,000	78,000	6,500	26,000	1,695,500
Matagaluega Tagata Faigaluega	229,000	20,500	20,000	24,000	20,000	4,000	317,500
Foai mo le Ofisa o Palotaga	160,500	50,000	55,000	20,000	39,000	50,500	375,000
Foai mo le Faletusi a Feleti Barstow	0	10,000	5,000	15,000	55,500	0	85,500
Foai mo le Puleaga Falema'i	1,353,000	678,000	56,500	34,500	114,000	276,000	2,512,000
Komiti A'oa'oga Maua'uga Tupe Fesoasoani	3,108,000	253,500	131,500	377,000	595,500	142,000	4,607,500
Aofa'i Fesoasoani Malo Tele:	45,574,000	14,416,000	12,976,000	2,557,500	25,616,500	4,943,000	106,083,000

Teugatupe Tausi:	Tagata Faigaluega	Oloa ma Sapalai	Galuega Konekarate	Malaga	Isi Mea Uma	Mea Faigaluega	Aofa'i
Puleaga o le Falemai	23,730,000	11,888,000	988,000	601,500	2,005,000	4,845,500	44,058,000
Komiti o le Kolisi Tu'ufa'atasi	4,002,500	206,000	130,500	168,000	1,109,000	75,500	5,691,500
Iutilia o le eletise - ASPA	6,698,500	44,833,000	29,775,000	250,500	3,435,500	1,530,000	86,522,500
Iutilia o le Vai - ASPA	3,288,000	3,445,000	7,644,000	60,500	2,700,500	241,500	17,379,500
Suavaivale Lafoai - ASPA	1,971,500	315,500	16,507,000	30,000	686,500	559,000	20,069,500
Otaota Lafoai - ASPA	619,500	331,500	1,891,000	33,000	229,500	315,500	3,420,000
Maketi mo le Suau'u - ASPA	117,500	5,922,000	10,000	500	299,500	3,000	6,352,500
Puleaga o Feso'ota'iga	4,577,000	1,024,650	704,450	358,900	7,140,000	2,195,000	16,000,000
Malae Va'alele	2,242,000	111,500	335,000	59,000	404,500	348,000	3,500,000
Maketi Lautele	152,500	12,000	0	0	4,500	1,500	170,500
A'oga Aveta'avale	82,000	0	0	0	0	0	82,000
Fa'aleleiga o Alatele	15,000	200,000	50,000	1,500	55,500	268,500	590,500
Tupe fesoasoani mo vaega o ta'aloga	220,000	0	0	0	0	0	220,000
Fale Nofo Totogi - DAS	200,000	0	350,000	0	0	0	550,000
Fale Lomi Tusi	109,000	59,500	2,000	0	15,000	10,000	195,500
Paka mo Pisinisi	499,000	6,000	67,500	20,000	7,500	0	600,000
Pulega o Auaunaga mo Vaa	1,073,500	637,000	155,000	0	119,000	50,000	2,034,500
ASPC/OPM/TOFR/ASDRO	851,000	44,000	22,774,000	80,000	155,000	35,000	23,939,000
Aofa'i Teugatupe Fa'aleoleo:	50,448,500	69,035,650	81,383,450	1,663,400	18,366,500	10,478,000	231,375,500
Galuega Tetele:	0	0	10,047,000	0	0	0	10,047,000
AOFA'IGA ATOA:	159,814,000	88,211,150 87,586,150	121,085,450	5,716,900	65,165,500	16,311,500	456,384,500 455,677,500

Maga 2. Aso taualoa.

O leni tulafono e taualoa vave pe a pasia e le Fono Faitulafono ma fa'amaonia e le Kovana ona o se mana'oga fa'anatinati mo le fa'aauauina talafeagai o le aiā fa'alepaketi mo le malo.


Gaoteote Palaie Tofau
Peresetene, Maota Maualuga


Savali Talavou Ale
Fofoga Fetalai, Maota o Sui

Hereby Approved this 30th day of September 2013
Lolo M. Moliga
Governor Of American Samoa