

THE THIRTY-FOURTH LEGISLATURE OF AMERICAN SAMOA

Second Regular Session

Begun and held at Fagatogo, Tutuila, American Samoa
on Monday, the thirteenth day of July
two thousand and fifteen

AN ACT PROVIDING FOR THE APPROPRIATION OF THE AMERICAN SAMOA
GOVERNMENT ANNUAL BUDGET FOR FISCAL YEAR 2016 AND FOR AN
EARLY EFFECTIVE DATE."

Preamble:

This act becomes effective immediately upon passage by the Legislature and approval by the Governor in order to provide for timely and necessary funding for government operations.

BE IT ENACTED BY THE LEGISLATURE OF AMERICAN SAMOA:

**"CHAPTER 1
GENERAL PROVISIONS**

Section 1. Sources of projected revenue.

The sources of projected revenue identified for appropriation in the American Samoa Government Annual Budget for Fiscal Year 2016 by this act are as follows:

a. Local Revenue:

Taxes.....	\$ 66,500,000	
Licenses and Permits.....	\$ 1,300,000	
Fees and Fines.....	\$ 3,200,000	
Charges for Services.....	\$ 6,500,000	
Miscellaneous.....	\$ 2,553,000	
Total Indirect Costs.....	\$ 5,300,000	
Total Transfers-In.....	\$ 5,300,000	
Total Local Revenue.....		\$ 90,653,000
b. (1) D.O.I.: Grant-in Aid (Basic Operation).....		\$ 23,021,000
(2) Capital Improvement Projects.....		\$ 10,047,000
c. Special Federal Grants.....		\$ 106,667,000
d. Enterprise Funds.....		\$ 187,466,000

**Total projected revenue sources in
Fiscal Year 2016.....\$417,854,000**

Sec 2. Unbudgeted revenue—Identification and appropriation.

In the event that the American Samoa Government, or any agency thereof, receives during Fiscal Year 2016 revenue from any source not included in the sources of projected revenue identified in this act or which exceeds the projection of any revenue source identified herein, such revenue shall be deemed unbudgeted revenue. It shall be deposited into the general fund and be available for immediate appropriation by the Legislature without waiting for the end of the fiscal year.

Unbudgeted revenue received during Fiscal Year 2016 shall not be expended for any purpose unless first authorized and appropriated by the Legislature. The Governor shall notify the Legislature promptly upon receipt of unbudgeted revenue.

Sec 3. Deficit.

If the government's financial and budget officers determine that actual revenue will fall short of the projected revenue appropriated by this act by greater than two percent for the fiscal year, the Governor shall immediately notify the Legislature. He shall then submit proposed agency program plan changes, reprogramming legislation or supplemental appropriations to adjust to the deficit. Proposed changes or reprogramming shall detail the reduction in expenditures required to assure that actual revenues equal actual expenditures.

Sec 4. Lapses.

All revenue appropriated by this act that has not been expended, obligated for expenditure, or otherwise carried forward to future fiscal years by the close of Fiscal Year 2016 reverts to the General Fund and may not be expended until further appropriation by the Legislature.

CHAPTER II

Section 1. Appropriation of budget.

The American Samoa Government Fiscal Year 2016 Annual Budget is hereby approved and appropriated and the designated agencies are authorized to expend such funds specifically as follows:

American Samoa Government
Estimated Appropriable Revenues
Final Budget Fiscal Year 2016

Revenue Sources	Actual FY 2013 Audited	Actual FY 2014 Audited	Estimated FY 2015 Estimated	Estimated FY 2016 Estimated
Taxes:				
Corporate Taxes	11,337,200	14,905,400	17,700,000	14,000,000
Individual Income Taxes	21,053,000	23,921,900	22,477,000	24,500,000
Excise Taxes - general	18,250,300	20,725,300	23,000,000	24,000,000
Soda Tax	1,946,000	2,227,600	2,500,000	2,500,000
Cover-Over	1,352,600	2,319,600	2,500,000	1,500,000
Sub-Total Taxes	53,939,100	64,099,800	68,177,000	66,500,000
Licenses and Permits	946,800	1,145,000	1,200,000	1,300,000
Fees and Fines	7,880,900	2,847,200	3,200,000	3,200,000
Charges for Services:				
Port Administration	2,888,600	3,216,200	3,000,000	3,500,000
Rents & Leases	1,074,700	1,256,300	1,200,000	1,400,000
Sports Complex	243,700	317,900	300,000	400,000
Others	1,198,300	897,700	1,100,000	1,200,000
Sub-Total Charges for Services	5,405,300	5,688,100	5,600,000	6,500,000
Miscellaneous:				
Interest Income	15,600	35,100	20,000	53,000
Judgments & Settlements	499,200	8,200	1,500,000	500,000
Others	1,874,300	4,351,700	1,480,000	2,000,000
Sub-Total Miscellaneous	2,389,100	4,395,000	3,000,000	2,553,000
Interdepartmental Charges				
Indirect Cost	5,669,800	4,937,500	5,600,000	5,300,000
Sub-Total Interdepartmental Charges	5,669,800	4,937,500	5,600,000	5,300,000
Transfers-In:				
Special Federal Grants	2,983,300	1,220,300	1,000,000	1,300,000
School Repair	1,461,100	1,458,600	1,500,000	1,500,000
Debt Service Fund - Excise Tax	5,345,600	5,496,000	3,200,000	2,500,000
Transfer In - Other Funds	4,533,800	2,501,200	-	-
Interior Grant in Aid	11,240,300	12,639,000	13,763,000	13,763,000
Sub-Total Transfers In	25,564,100	23,315,100	19,463,000	19,063,000
Sub-Total Local Revenues:	101,795,100	106,427,700	106,240,000	104,416,000

AMERICAN SAMOA GOVERNMENT
Proposed Fiscal Year 2016 Final Budget
Appropriation Summary - All Funds

Department/Agency:	Basic Request	Interior Grant in Aid	Estimated Total	Special Federal Grants	Proposed Budget FY 2016	Approved Budget FY 2015
Education & Culture:						
Department of Education	13,375,000	7,291,000	20,666,000	46,832,000	67,498,000	65,775,000
Scholarship Program	1,800,000	0	1,800,000	0	1,800,000	2,000,000
Office of Public Information	1,403,500	0	1,403,500	622,000	2,025,500	2,181,500
Arts Council	135,000	0	135,000	288,500	423,500	437,000
Total:	16,713,500	7,291,000	24,004,500	47,742,500	71,747,000	70,393,500
Health:						
Department of Public Health	2,019,500	0	2,019,500	9,327,500	11,347,000	9,852,000
Territorial Admin. on Aging	355,500	0	355,500	2,308,500	2,664,000	2,690,500
Dept. of Human & Social Services	0	0	0	22,700,500	22,700,500	22,318,000
Vocational Rehabilitation (Governor)	50,000	0	50,000	1,298,000	1,348,000	1,138,500
Medicaid State Agency	370,000	0	370,000	610,000	980,000	980,000
Office of Protection & Advocacy	0	0	0	695,500	695,500	696,000
Total:	2,795,000	0	2,795,000	36,940,000	39,735,000	37,675,000
Economic Development						
Dept of Agriculture	1,118,000	0	1,118,000	0	1,118,000	1,162,500
Department of Commerce	639,000	0	639,000	4,105,500	4,744,500	3,622,000
Marine & Wildlife	243,000	0	243,000	3,403,500	3,646,500	3,114,500
Visitor's Bureau	700,000	0	700,000	0	700,000	835,000
Total:	2,700,000	0	2,700,000	7,509,000	10,209,000	8,734,000
Conservation & Environment						
Environmental Prot. Agency	0	0	0	1,794,000	1,794,000	1,790,500
Territorial Energy Office	0	0	0	578,500	578,500	576,500
Historical Preservation (Governor)	0	0	0	415,000	415,000	391,000
Tamaligi Project (Governor)	0	0	0	300,000	300,000	0
Department of Parks & Recreation	850,500	0	850,500	0	850,500	945,000
Total:	850,500	0	850,500	3,087,500	3,938,000	3,703,000
Transportation						
Port Administration	2,054,000	739,000	2,793,000	0	2,793,000	2,940,000
Total:	2,054,000	739,000	2,793,000	0	2,793,000	2,940,000
Public Safety						
Department of Public Safety	4,783,000	1,388,000	6,171,000	0	6,171,000	6,495,500
Department of Homeland Security	809,000	0	809,000	2,188,000	2,997,000	2,794,500
Highway Safety	0	0	0	745,000	745,000	1,343,000
MCSAP	0	0	0	353,500	353,500	351,000
Boating Safety	0	0	0	952,000	952,000	528,000
USDA Fire Protection	0	0	0	30,000	30,000	65,000
CJPA/Anti-Drug	132,500	0	132,500	1,584,500	1,717,000	1,788,000
Total:	5,724,500	1,388,000	7,112,500	5,853,000	12,965,500	13,365,000

Department/Agency:	Basic Request	Interior Grant in Aid	Estimated Total	Special Federal Grants	Proposed Budget FY 2016	Approved Budget FY 2015
General Government						
Office of the Governor	4,557,000	0	4,557,000	0	4,557,000	5,063,500
Dept. Administrative Svcs.	900,000	0	900,000	0	900,000	1,016,500
Office of Procurement	1,271,000	0	1,271,000	0	1,271,000	1,412,000
Office of Property Management	452,500	0	452,500	0	452,500	502,500
Dept. of Treasury	5,000,000	0	5,000,000	0	5,000,000	5,100,500
Dept. of Public Works	4,644,500	2,626,000	7,270,500	0	7,270,500	7,419,000
Dept. of Legal Affairs	1,570,000	854,000	2,424,000	0	2,424,000	2,473,500
Office of Local Government	2,175,000	0	2,175,000	0	2,175,000	2,207,000
Dept. of Human Resources	1,400,000	0	1,400,000	441,000	1,841,000	1,836,500
Workmen's Compensation Office	180,000	0	180,000	0	180,000	200,000
Office of Public Defender	436,500	0	436,500	0	436,500	485,000
Office of the Election	409,500	0	409,500	205,500	615,000	672,000
Office of the Territorial Audit	408,000	0	408,000	0	408,000	460,000
Office of Internal Audit	0	0	0	0	0	150,000
Dept. of Youth & Women's Affairs	576,000	0	576,000	0	576,000	640,000
Administrative Law Judge	260,000	0	260,000	0	260,000	288,500
Office of Program Plnng. & Budget	720,000	0	720,000	0	720,000	800,000
Feleti Barstow Public Library	346,500	0	346,500	80,000	426,500	470,500
Total:	25,306,500	3,480,000	28,786,500	726,500	29,513,000	31,197,000

Sub-Total Programs	56,144,000	12,898,000	69,042,000	101,858,500	170,900,500	168,007,500
---------------------------	-------------------	-------------------	-------------------	--------------------	--------------------	--------------------

Department/Agency:	Basic Request	Interior Grant in Aid	Estimated Total	Special Federal Grants	Proposed Budget FY 2016	Approved Budget FY 2015
Legislature of Am. Samoa	6,916,500	0	6,916,500	0	6,916,500	7,685,000
High Court	0	865,000	865,000	0	865,000	865,000
Local Judiciary	2,016,000	0	2,016,000	0	2,016,000	2,240,000
Sub-Total Fono & Judiciary	8,932,500	865,000	9,797,500	0	9,797,500	10,790,000

TOTAL:	65,076,500	13,763,000	78,839,500	101,858,500	180,698,000	178,797,500
---------------	-------------------	-------------------	-------------------	--------------------	--------------------	--------------------

Special Programs:	Basic Request	Interior Grant in Aid	Estimated Total	Special Federal Grants	Proposed Budget FY 2016	Approved Budget FY 2015
Hospital Authority GF Subsidy	6,000,000	0	6,000,000	0	6,000,000	6,000,000
Board of Higher Ed. GF Subsidy	3,000,000	0	3,000,000	0	3,000,000	3,000,000
Airport GF Subsidy	1,000,000	0	1,000,000	0	1,000,000	500,000
Sports Complex Subsidy	200,000	0	200,000	0	200,000	300,000
Public Market Subsidy	0	0	0	0	0	100,000
Housing Division GF Subsidy	200,000	0	200,000	0	200,000	200,000
Governor's Contingency Fund	300,000	0	300,000	0	300,000	300,000
Small Village/Water Fund	150,000	0	150,000	0	150,000	200,000
Language, Cultural & Art Dev.	150,000	0	150,000	0	150,000	50,000
ASG System Contract (IFAS)	425,000	0	425,000	0	425,000	422,000
Ceremonial Activities	450,000	0	450,000	0	450,000	350,000
Insurance Premiums	1,250,000	0	1,250,000	0	1,250,000	1,250,000
Swains Island Transportation	50,000	0	50,000	0	50,000	50,000
Territorial Election	200,000	0	200,000	0	200,000	100,000
ECB Electricity/Water Fund	608,000	0	608,000	0	608,000	700,000
Debt Service	2,500,000	0	2,500,000	0	2,500,000	2,000,000
Claims & Damages	150,000	0	150,000	0	150,000	200,000
ASG Audit Contract	400,000	0	400,000	0	400,000	300,000
EOB Maintenance	500,000	0	500,000	0	500,000	500,000
Manu'a Development/Maintenance	500,000	0	500,000	0	500,000	500,000
immigration Computer Sys. Upgrade	100,000	0	100,000	0	100,000	100,000
Manu'a Transportation	350,000	0	350,000	0	350,000	350,000
DPS Law Enforcement	100,000	0	100,000	0	100,000	100,000
ASC Local Fleet Fuel	500,000	0	500,000	0	500,000	500,000
Am. Samoa Water Conservation Prg.	50,000	0	50,000	0	50,000	50,000
Laufou Settlement(partial payment)	0	0	0	0	0	500,000
ASG Construction/School Main. Proj.	400,000	0	400,000	0	400,000	500,000
Economic Dev./Private Sector Initiative	300,000	0	300,000	0	300,000	500,000
Fishing Subsidy Program	100,000	0	100,000	0	100,000	150,000
Farm Subsidy Program	100,000	0	100,000	0	100,000	150,000
Stray Dog Eradication	50,000	0	50,000	0	50,000	50,000
Suigaula Youth Park Development	0	0	0	0	0	100,000
Island Beautification	150,000	0	150,000	0	150,000	0
Local Road Maintenance Subsidy	600,000	0	600,000	0	600,000	600,000
Fagatogo Playground	0	0	0	0	0	50,000
High Sch. Gymnasium Improvements	500,000	0	500,000	0	500,000	500,000
Veterans Stadium Improvements	200,000	0	200,000	0	200,000	300,000
Pago Pago Youth Gymnasium	0	0	0	0	0	600,000
Youth Multipurpose Center	150,000	0	150,000	0	150,000	0
AS History Book Project(Centennial bk)	100,000	0	100,000	0	100,000	0
Former Govs & Surviving Spouses allow.	51,000	0	51,000	0	51,000	0
Summer Youth Employment Program	250,000	0	250,000	0	250,000	0
Rainmaker Site Beautification	100,000	0	100,000	0	100,000	0
Faleasao Wharf Dredging	1,500,000	0	1,500,000	0	1,500,000	0
Disaster Relief	200,000	0	200,000	0	200,000	0

American Samoa Bowl	100,000	0	100,000	0	100,000	0
Federal Matching Subsidy	500,000	0	500,000	0	500,000	0
American Samoa Fishery Task Force	100,000	0	100,000	0	100,000	0
Total Special Programs:	24,584,000	0	24,584,000	0	24,584,000	22,122,000

Total Basic Operation:	-90,663,000	13,763,000	-404,416,000	101,858,500	-296,274,500	200,919,500
	89,660,500		103,423,500		205,282,000	

Total Capital Imp. Projects:	0	10,047,000	10,047,000	0	10,047,000	9,297,000
-------------------------------------	---	------------	------------	---	------------	-----------

Total Appropriation Fund:	-96,663,000	23,810,000	-444,463,000	101,858,500	-216,324,500	210,216,500
	89,660,500		113,470,500		215,329,000	

Enterprise Funds	Basic Request	Interior Grant in Aid	Estimated Total	Special Federal Grants	Proposed Budget FY 2016	Approved Budget FY 2015
Hospital Authority	31,218,500	7,900,000	39,118,500	882,500	40,001,000	46,570,000
Board of Higher Education	4,016,000	1,358,000	5,374,000	3,926,000	9,300,000	10,166,500
Electric Utility - ASPA	85,650,500	0	85,650,500	0	85,650,500	70,769,000
Water Utility - ASPA	17,912,500	0	17,912,500	0	17,912,500	18,854,000
Wastewater Division - ASPA	17,258,000	0	17,258,000	0	17,258,000	16,357,000
Solid Waste - ASPA	3,775,000	0	3,775,000	0	3,775,000	3,751,000
TeleCommunication Authority	16,000,000	0	16,000,000	0	16,000,000	16,000,000
Pago Pago International Airport	3,215,000	0	3,215,000	0	3,215,000	3,500,000
Public Market	136,500	0	136,500	0	136,500	170,500
Driver Training	102,000	0	102,000	0	102,000	82,500
Road Maintenance	600,000	0	600,000	0	600,000	590,500
Sports Complex	308,000	0	308,000	0	308,000	308,000
Housing - DAS	367,500	0	367,500	0	367,500	373,500
Print Shop	250,500	0	250,500	0	250,500	250,000
Industrial Park	670,000	0	670,000	0	670,000	711,500
AS Shipyard Services Authority	1,877,500	0	1,877,500	0	1,877,500	1,944,000
ASPC/OPM/TOFR/ASDRO	4,108,500	0	4,108,500	0	4,108,500	23,869,000
Total Enterprise Funds:	187,466,000	9,258,000	196,724,000	4,808,500	201,532,500	214,267,000

GRAND TOTAL:	-278,118,000	33,068,000	-344,187,000	106,667,000	-417,854,000	424,483,500
	277,126,500		310,194,500		416,861,500	

American Samoa Government

Fiscal Year 2016 Final Budget

Object Class Summary

Department/Agency	Personnel Services	Materials Supplies	Contractual Services	Travel	All Others	Equipment	Total
Department of Education	19,290,000	135,500	125,000	24,500	1,091,000	0	20,666,000
Schoiarship Fund	0	0	0	100,000	1,700,000	0	1,800,000
Office of Public Information	1,114,500	5,500	20,500	0	263,000	0	1,403,500
Dept. of Public Health	1,660,500	0	0	35,500	293,500	30,000	2,019,500
Dept. of Agriculture	1,033,000	10,000	25,000	2,000	48,000	0	1,118,000
Department of Commerce	542,500	12,500	12,500	16,000	27,000	28,500	639,000
Marine & Wildlife Resources	133,000	12,500	5,000	10,000	75,000	7,500	243,000
Visitor's Bureau	295,000	2,000	357,000	22,500	23,500	0	700,000
Dept. of Parks & Recreation	724,500	15,000	36,000	5,000	56,000	14,000	850,500
Dept. of Port Administration	1,799,500	134,500	481,500	31,000	340,000	6,500	2,793,000
Dept. of Public Safety	5,502,000	141,500	2,000	0	525,500	0	6,171,000
Homeland Security (OTICIDE)	785,000	8,000	4,500	0	11,500	0	809,000
Office of the Governor	2,704,000	120,000	505,500	381,000	751,000	95,500	4,557,000
Administrative Services	819,500	3,500	20,500	8,000	46,000	2,500	900,000
Office of Procurement	1,124,000	10,000	49,000	19,000	56,500	12,500	1,271,000
Office of Property Mgmt.	410,500	3,000	3,000	3,500	32,500	0	452,500
Dept. of Treasury	4,806,000	39,000	15,000	30,000	110,000	0	5,000,000
Dept. of Public Works	6,069,000	508,500	500,000	14,500	178,500	0	7,270,500
Dept. of Legal Affairs	2,198,000	8,000	47,000	32,000	139,000	0	2,424,000
Dept. of Local Government	2,133,500	6,500	5,000	5,000	25,000	0	2,175,000
Dept. of Human Resources	1,344,500	12,000	5,000	9,000	29,500	0	1,400,000
Workmen's Compensation Office	110,000	7,500	11,000	22,000	0	29,500	180,000
Office of Public Defender	366,500	5,500	4,000	19,500	41,000	0	436,500
Office of the Election	372,500	6,000	0	0	31,000	0	409,500
Office of the Territorial Audit	354,000	1,500	2,000	9,000	40,500	1,000	408,000
Office of Ycuth & Women's Aff.	436,000	9,000	26,500	24,000	77,000	3,500	576,000
Arts Council (Local)	63,500	0	36,500	0	35,000	0	135,000
Criminal Justice (Local)	126,500	0	0	0	6,000	0	132,500
T.A.O.A. (local)	333,500	4,500	0	5,000	12,500	0	355,500
Vocational Rehabilitation (Local)	0	50,000	0	0	0	0	50,000
Medicaid Agency (Local)	203,500	8,500	86,500	33,000	29,000	9,500	370,000
Administrative Law Judge	179,500	12,500	32,000	10,000	13,000	13,000	260,000
Feleti Barstow Public Library	274,000	6,000	15,000	0	51,500	0	346,500
Office of Planning & Budget	607,500	22,000	10,000	23,000	42,500	15,000	720,000
Sub Total - Executive	57,915,500	1,320,500	2,442,500	894,000	6,201,000	268,500	69,042,000

Department/Agency	Personnel Services	Materials Supplies	Contractual Services	Travel	All Others	Equipment	Total
Legislature	5,121,500	1,217,000	6,000	340,000	1,000,500 232,000	0	7,685,000 <i>6,916,500</i>
High Court	792,000	13,000	7,000	24,000	25,000	4,000	865,000
Local Judiciary	1,847,000	21,000	33,000	19,000	320,000 96,000	0	2,240,000 <i>2,016,000</i>
Sub Total - Fono & Judiciary	7,760,500	1,251,000	46,000	383,000	4,346,500	4,000	40,790,000 <i>9,797,500</i>
					<i>353,000</i>		

Special Programs:	Personnel Services	Materials Supplies	Contractual Services	Travel	All Others	Equipment	Total
LBJ General Fund Subsidy	0	0	0	0	6,000,000	0	6,000,000
Board of Higher Ed. GF Subsidy	0	0	0	0	3,000,000	0	3,000,000
Airport GF Subsidy	0	0	0	0	1,000,000	0	1,000,000
GO - Sports Complex Subsidy	0	0	0	0	200,000	0	200,000
Housing Division GF Subsidy	0	0	0	0	200,000	0	200,000
Governor's Contingency Fund	0	0	300,000	0	0	0	300,000
Small Village/Water Fund	0	0	150,000	0	0	0	150,000
Language, Cultural & Art Dev.	0	0	0	0	150,000	0	150,000
ASG Software Contract (IFAS)	0	0	425,000	0	0	0	425,000
Ceremonial Activities	0	0	450,000	0	0	0	450,000
Insurance Premiums	0	0	1,250,000	0	0	0	1,250,000
Swains Island Transportation	0	0	50,000	0	0	0	50,000
Territorial Election	0	0	200,000	0	0	0	200,000
EOB Electricity/Water Fund	0	0	0	0	608,000	0	608,000
Debt Service	0	0	0	0	2,500,000	0	2,500,000
Claims & Damages	0	0	150,000	0	0	0	150,000
ASG Audit Contract	0	0	400,000	0	0	0	400,000
EOB Maintenance	0	0	500,000	0	0	0	500,000
Manu'a Development/Maintenance	0	0	500,000	0	0	0	500,000
Immigration System Upgrade	0	0	100,000	0	0	0	100,000
Manu'a Transportation	0	0	350,000	0	0	0	350,000
DPS Law Enforcement	0	0	100,000	0	0	0	100,000
ASG Local Fleet Fuel	0	0	500,000	0	0	0	500,000
Am. Samoa Water Conservation Prg.	0	0	0	0	50,000	0	50,000
ASG Construction/School Main. Proj.	0	0	400,000	0	0	0	400,000
Economic Dev./Private Sector Initiative	0	0	300,000	0	0	0	300,000
Fishing Subsidy Program	0	0	100,000	0	0	0	100,000
Farm Subsidy Program	0	0	100,000	0	0	0	100,000
Stray Dog Eradication	0	0	50,000	0	0	0	50,000
Local Road Maintenance Subsidy	0	0	600,000	0	0	0	600,000
High Sch. Gymnasium Improvements	0	0	500,000	0	0	0	500,000

Veterans Stadium Upgrade	0	0	200,000	0	0	0	200,000
Summer Youth Program	0	0	250,000	0	0	0	250,000
American Samoa Bowl	0	0	100,000	0	0	0	100,000
Island Beautification	0	0	150,000	0	0	0	150,000
Youth Multi-Purpose Building	0	0	150,000	0	0	0	150,000
American Samoa History Book	0	0	100,000	0	0	0	100,000
Former Governor's Allowance	0	0	51,000	0	0	0	51,000
Rainmaker Site Beautification	0	0	100,000	0	0	0	100,000
Faleasao Wharf Dredging	0	0	1,500,000	0	0	0	1,500,000
Disaster Relief	0	0	200,000	0	0	0	200,000
Federal Matching Subsidy	0	0	500,000	0	0	0	500,000
A.S. Fishery Task Force	0	0	100,000	0	0	0	100,000

Sub-Total Special Programs:	0	0	10,876,000	0	13,708,000	0	24,584,000
------------------------------------	----------	----------	-------------------	----------	-------------------	----------	-------------------

Total (Basic Operation)	65,676,000	2,571,500	13,364,500	1,277,000	21,254,500	272,500	104,416,000
--------------------------------	-------------------	------------------	-------------------	------------------	------------------------------	----------------	-------------------------------

20,262,000

103,423,500

Federal Grants:	Personnel Services	Materials Supplies	Contractual Services	Travel	All Others	Equipment	Total
Dept. of Education Grants	23,463,000	13,918,500	3,782,500	305,000	5,262,000	101,000	46,832,000
Office of Public Info. Grants	20,000	10,000	45,000	15,000	372,000	160,000	622,000
Arts Council/NEA	194,000	10,000	24,500	15,000	45,000	0	288,500
Public Health Grants	5,544,500	265,000	612,500	351,500	2,403,000	151,000	9,327,500
Territorial Admin. On Aging	1,218,000	13,500	883,000	16,000	173,000	5,000	2,308,500
Human & Social Services	4,404,500	448,000	3,778,500	476,000	13,379,500	214,000	22,700,500
Vocational Rehabilitation	752,000	10,500	326,500	63,000	146,000	0	1,298,000
Medicaid State Agency	344,500	18,000	110,000	56,000	53,000	28,500	610,000
Protection & Advocacy	408,500	35,500	36,500	61,000	106,000	48,000	695,500
Dept. of Commerce Grants	1,116,500	96,000	2,501,500	81,500	240,000	70,000	4,105,500
Dept. of Marine Wildlife Res.	1,653,500	534,500	526,500	330,000	125,500	233,500	3,403,500
AS Environ. Protection Agency	1,499,000	26,000	75,500	61,000	107,500	25,000	1,794,000
Territorial Energy Office	323,000	33,000	30,000	25,500	160,000	7,000	578,500
Historical Preservation	250,000	8,000	109,000	11,000	37,000	0	415,000
Tamaligi Project	237,500	27,500	0	0	0	35,000	300,000
Homeland Security	963,000	97,500	124,500	226,500	316,000	460,500	2,188,000
Highway Safety	242,500	12,000	191,500	141,000	66,000	92,000	745,000
MCSAP	185,000	17,500	5,000	24,000	72,000	50,000	353,500
Boating Safety/DPS	148,500	200,000	145,000	95,000	100,000	263,500	952,000
USDA - Fire Protection	0	24,000	3,000	0	3,000	0	30,000
CJPA/ Anti-Drug	960,500	211,500	215,500	112,500	4,500	80,000	1,584,500
Dept. of Human Resources	324,000	20,000	35,000	28,000	28,000	6,000	441,000

Election Office Grants	186,500	5,000	5,000	0	9,000	0	205,500
Feleti Barstow Library Grant	26,000	10,000	5,000	15,000	24,000	0	80,000
Hospital Authority Grants	270,000	222,500	1,500	6,000	1,000	381,500	882,500
BHE Grants	2,965,000	115,000	90,000	166,500	539,500	50,000	3,926,000
Total Federal Grants:	47,699,500	16,389,000	13,662,500	2,682,000	23,772,500	2,461,500	106,667,000

Enterprise Funds:	Personnel Services	Materials Supplies	Contractual Services	Travel	All Others	Equipment	Total
Hospital Authority	25,423,500	7,242,000	266,000	1,139,000	5,048,000	0	39,118,500
Board of Higher Education	3,768,500	207,000	201,500	152,500	995,500	49,000	5,374,000
Electric Utility - ASPA	8,940,000	37,181,000	30,851,000	284,000	4,584,000	3,810,500	85,650,500
Water Utility - ASPA	3,668,000	2,064,500	8,651,500	87,000	3,169,000	272,500	17,912,500
Wastewater - ASPA	2,014,500	527,000	13,449,000	70,500	556,000	641,000	17,258,000
Solid Waste - ASPA	479,000	336,000	2,524,000	19,000	139,000	278,000	3,775,000
Telecommunication Authority	5,268,500	840,500	825,000	326,000	6,635,000	2,105,000	16,000,000
Pago Pago International Airport	2,259,000	3,000	242,000	31,500	629,500	50,000	3,215,000
Public Market	112,500	5,000	0	0	18,000	1,000	136,500
Driver's Training	82,500	0	0	0	19,500	0	102,000
Road Maintenance	8,000	90,000	250,000	0	2,000	250,000	600,000
Sports Complex	308,000	0	0	0	0	0	308,000
Housing - DAS	333,500	0	34,000	0	0	0	367,500
Print Shop	215,500	19,500	0	0	15,500	0	250,500
Industrial Park	612,500	4,500	3,000	0	50,000	0	670,000
AS Shipyard Services Authority	739,000	600,000	157,000	0	331,500	50,000	1,877,500
ASPC/OPM/TOFR/ASDRO	711,500	68,000	2,791,000	199,000	232,000	107,000	4,108,500
Total Enterprise:	54,944,000	49,188,000	60,245,000	2,308,500	22,424,500	7,614,000	196,724,000

Capital Improvement:	0	0	10,047,000	0	0	0	10,047,000
-----------------------------	----------	----------	-------------------	----------	----------	----------	-------------------


GRAND TOTAL:	168,319,500	68,148,500	97,319,000	6,267,500	67,451,500	10,348,000	417,854,000
---------------------	--------------------	-------------------	-------------------	------------------	------------------------------	-------------------	-------------------------------


66,459,000

416,861,500

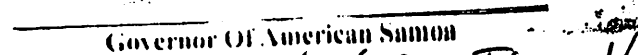
Sec 2. Effective date.

This act is effective immediately upon passage by the Legislature and approval by the Governor due to the need to immediately continue proper budget authority for the government.


GAOTEOTE PALAIE TOFAU
President of the Senate


SAVALI TALAVOU ALE
Speaker, House of Representatives

Hereby Approved this 30 day of Sept. 2013


Governor Of American Samoa
Subject to line Item Vetos

NOFOAIGA TOLUSEFULU-FA FONOFAITULAFONO AMERIKA SAMOA

Fono Tele Lona Lua

Nofoa ma usuia i Fagatogo, Tutuila, Amerika Samoa
Aso Gafua, aso sefulutolu o Iulai
Lua afe sefulu lima

O SE TULAFONO E SAUNIA AI MO LE FA'ASOASOAINA O LE PAKETI FA'ALETASAGA A LE MALO O AMERIKA SAMOA MO LE TAUSAGA FA'ALETUPE 2016 MA SE ASO TAUALOA VAVE.

Fa'atomuaga:

O lenei tulafono o le a taualoa vave pe a pasia e le Fono Faitulafono ma fa'amaonia e le Kovana ina ia mafai ona saunia i le taimi atofaina fa'apea ma le fa'atupega mana'omia mo le fa'agaoioiga o le malo.

IA FA'ATULAFONOINA E LE FONOFAITULAFONO A AMERIKA SAMOA:

"MATA'UPU I
AIAIGA LAUTELE

Maga 1. Alagatupe o tupemaua fuafuaina.

O alagatupe o tupemaua fuafuaina ua fa'amaoniaina mo le fa'asoaga i le Paketi Fa'aletausaga a le Malo o Amerika Samoa mo le Tausaga Tupe 2016 i lenei tulafono ua fa'aalia i lalo:

(a) Tupemaua lotoifale:

Lafoga.....	\$ 66,500,000
Laisene ma Pemita.....	\$ 1,300,000
Tau fa'ae'e ma Salatupe.....	\$ 3,200,000
Totogi o Tautua.....	\$ 6,500,000
Isi mea.....	\$ 2,553,000
Aofa'iga o Tau e le patino.....	\$ 5,300,000
Aofa'iga auina mai i totonu.....	\$ 5,300,000
Aofa'i o Tupe Lotoifale.....	\$ 90,653,000
e. (1) M.O.I.: Tupe Foa'i Fesoasoani(Gaoioiga Autu).....	\$ 23,021,000
(2) Fuafuaga mo Fa'aleleiga Tauā	\$ 10,047,000
i. Tupe Foa'i Fa'apitoa a le Feterale.....	\$ 106,667,000
o. Tupe mo Galuega Faigata e mana'omia ona faia.....	\$187,466,000

**Aofa'i o alatupe o tupemaua fuafuaina i le
Tausaga Tupe 2016.....\$417,854,500**

Maga 2. Tupemaua e le'i fa'asoasoaina—Fa'amaoniaina ma fa'asoasoaina.

I se tulaga e maua e le Malo o Amerika Samoa, po'o so'o sona ofisa tupemaua i totonu o le Tausaga Tupe 2016 mai so'o se alagatupe e le o aofia i le alagatupe o tupemaua ua fa'amaoniaina i lenei tulafono pe ua sili atu fo'i i le fuafuaina o so'o se alatupe o tupemaua e pei ona ta'ua, o ia tupemaua e fa'atulagaina o tupemaua e le'i fa'asoasoaina. O le a teuina ia tupemaua i le teugatupe lautele ma ia fa'aavanoaina mo le fa'asoasoaina vave e le Fono Faitulafono e aunoa ma le fa'atalitali i le i'uga o le tausaga tupe.

O tupemaua e le'i fa'asoasoaina e maua i totonu o le Tausaga Tupe o le 2016 o le a le fa'aaogaina mo so'o se fa'amoemoega vagana ai ua mua'i maua le fa'atagaga ma fa'asoasoaina e le Fono Faitulafono. O le a fa'ailoa mai e le Kovana i se taimi vave i le Fono Faitulafono i le taimi lava e maua ai ia tupe aua e le'i fa'asoasoaina.

Maga 3. Aofa'iga e maualalo ai le tupemaua.

Afai e fuafua atu e le ali'i-ofisa o le tupe ma le paketi a le malo, o le tupemaua e maualalo i le tupemaua fa'amaonia ua fa'asoasoaina i lenei tulafono e sili nai le lua pasene mo le tausaga tupe, ia fa'ailoa vave mai e le Kovana i le Fono Faitulafono. Ia tu'uina mai fo'i ni fuafuaga o suiga o porokalama taufa'aofi a ofisa, tulafono e toefa'aporokalamaina ai po'o fa'asoasoaga fa'aopoopo e toefa'atulaga ai le tupe ua pa'u ai. O suiga taufa'aofi po'o le toefa'aporokalamaina ia auiliili mai ai fo'i le fa'aitiitia o le fa'aaluina o tupe mana'omia ina ia mautinoa o le tupemaua moni fuafuaina e tutusa ma le tupefa'aalu moni.

Maga 4. Anuilagi ona o le fa'atamala.

O tupemaua uma ua fa'asoasoaina e lenei tulafono e le fa'aaogaina, fa'atulagaina mo le fa'aaogaina, po'o le fa'aauau atu i tausaga tupe i le lumana'i le tapunia o le Tausaga Tupe 2016, ia toefa'afo'i atu i le Teugatupe Lautele ma e le mafai ona toe fa'aaogaina vagana ua toefa'asoasoaina e le Fono Faitulafono.

Mata'upu II

Maga 1. Fa'asoasoaga o le paketi.

O le Paketi Fa'ale-Tausaga o le Tausaga Tupe 2016 a le Malo o Amerika Samoa ua fa'amaonia nei ma fa'asoasoaina mo ofisa fa'asinoaina, ma ua fa'atagaina e fa'aaoga ia tupe ma'oti e pei ona fa'aalia i lalo:

**Malo o Amerika Samoa
Tupe Maua Fa'asoaso'a Fuafuaina
Paketi Fa'ai'u-Tausaga Tupe 2016**

Alaga Tupe o Tupe Maua	Aofaiga tonu TT2013 Su'eina	Aofaiga tonu TT 2014 Su'eina	Fuafuaina TT 2015 Fuafuaina	Fuafuaina TT 2016 Fuafuaina
Lafoga:				
Lafoga a pisinisi ma tagatafaigaluega	11,337,200	14,905,400	17,700,000	14,000,000
Lafoga Tupe Maua a Tagata	21,053,000	23,921,900	22,477,000	24,500,000
Lafoga Oloa-Lautele	18,250,300	20,725,300	23,000,000	24,000,000
Lafoga Apainu Suamalie	1,946,000	2,227,600	2,500,000	2,500,000
Tupe totoe fa'aaauu I le Tausaga Fou	1,352,600	2,319,600	2,500,000	1,500,000
Aofaiga fa'aaauu a lafoga	53,939,100	64,099,800	68,177,000	66,500,000
Laisene ma Pemitā	946,800	1,145,000	1,200,000	1,300,000
Taufa'ae'e ma Sala Tupe	7,880,900	2,847,200	3,200,000	3,200,000
Totogi Fa'ae'e mo Tautua				
Pulega o le Taulaga	2,888,600	3,216,200	3,000,000	3,500,000
Fa'aaoga Totogi ma Lisi	1,074,700	1,256,300	1,200,000	1,400,000
Vaega mo Ta'aloga	243,700	317,900	300,000	400,000
O Isi	1,198,300	897,700	1,100,000	1,200,000
Aofaiga fa'aaauu mo Tautua Taufae'e	5,405,300	5,688,100	5,600,000	6,500,000
Mea Ese'ese:				
Pasene o Tupe Maua	15,600	35,100	20,000	53,000
Iuga o Fa'amasinoga/Totogi faataga	499,200	8,200	1,500,000	500,000
O Isi	1,874,300	4,351,700	1,480,000	2,000,000
Aofaiga fa'aaauu o Mea Ese'ese	2,389,100	4,395,000	3,000,000	2,553,000
Taufa'ae'e i Va-o-matagaluega				
Tau le patino	5,669,800	4,937,500	5,600,000	5,300,000
Aofa'i Taufae'e i Va-o-matagaluega	5,669,800	4,937,500	5,600,000	5,300,000
Tu'uina mai i totonu:				
Foa'i Fa'apitoa Feterale	2,983,300	1,220,300	1,000,000	1,300,000
Faaleleiga o Falea'oga	1,461,100	1,458,600	1,500,000	1,500,000
Tupe o Aitalafu Tautua - Lafoga Oloa	5,345,600	5,496,000	3,200,000	2,500,000
Tu'uina mai I totonu - O isi Lafoga	4,533,800	2,501,200	-	-
Tupe Fesoasoani a le Initeria	11,240,300	12,639,000	13,763,000	13,763,000
Aofa'i o Tu'uina mai i Totonu	25,564,100	23,315,100	19,463,000	19,063,000
Aofaiga fa'aaauu o Tupe Maua	101,795,100	106,427,700	106,240,000	104,416,000

MALO O AMERIKA SAMOA
Tausaga Tupe 2016 Paketi Fa'ai'u
Otootoga o Fa'asoaga - Tupe Maua

Matagaluega/Cfisa	Talosaga Fa'avae	Iriteria Foai Tupe Fesoasoani	Aofaiga Fuafuaina	Foai Tupe Fa'apitoa Feterale	Paketi Fuafuaina TT 2016	Paketi Fa'amaonia TT2015
Aoaoga/Aganu'u:						
Matagaluega o A'oga	13,375,000	7,291,000	20,666,000	46,832,000	67,498,000	65,775,000
Porokalama mo Sikolasipi	1,800,000	0	1,800,000	0	1,800,000	2,000,000
Ofisa o Fa'asalalavaga Lautele	1,403,500	0	1,403,500	622,000	2,025,500	2,181,500
Falemata'aga	135,000	0	135,000	288,500	423,500	437,000
Aofa'i:	16,713,500	7,291,000	24,004,500	47,742,500	71,747,000	70,393,500
Soifua Maloloina:						
Matagaluega o le Soifua Maloloina	2,019,500	0	2,019,500	9,327,500	11,347,000	9,852,000
Puleaga o Tagata Matutua	355,500	0	355,500	2,308,500	2,664,000	2,690,000
Tagata ma Tautua Lautele	0	0	0	22,700,500	22,700,500	22,318,000
Vaega fesoasoani faafoisia le malos!(Kovana)	50,000	0	50,000	1,298,000	1,348,000	1,138,500
Medicald (Kovana)	370,000	0	370,000	610,000	980,000	980,000
Puipuga ma Puuvaga	0	0	0	695,500	695,500	696,000
Aofa'i:	2,795,000	0	2,795,000	36,940,000	39,735,000	37,675,000
Atina'e Tamaoaiga:						
Matagaluega Fa'atoaga	1,118,000	0	1,118,000	0	1,118,000	1,162,500
Matagaluega Fefa'ataua'iga	639,000	0	639,000	4,105,500	4,744,500	3,622,000
Tamaoaiga Sami ma Vaomatua	243,000	0	243,000	3,403,500	3,646,500	3,114,500
Vaega mo Tagata Asiasi	700,000	0	700,000	0	700,000	835,000
Aofa'i:	2,700,000	0	2,700,000	7,509,000	10,209,000	8,734,000
Fa'asaoga & Si'omaga						
Puipuga Si'omaga Am. Samoa	0	0	0	1,794,000	1,794,000	1,790,500
Ofisa Enetia o le Teritori	0	0	0	578,500	578,500	576,500
Puipuga Mea Sina Fa'atalatu'u(Kovana)	0	0	0	415,000	415,000	391,000
Galuega - Tamaligi (Kovana)	0	0	0	300,000	300,000	0
Paka ma Malae Ta'alo	850,500	0	850,500	0	850,500	945,000
Aofa'i:	850,500	0	850,500	3,087,500	3,938,000	3,703,000
Femalagaiga:						
Fulega o le Taulaga	2,054,000	739,000	2,793,000	0	2,793,000	2,940,000
Aofa'i:	2,054,000	739,000	2,793,000	0	2,793,000	2,940,000

Matagaluega/Ofisa	Talosaga Fa'avae	Initeria Foai Tupe Fesoasoani	Aofaiga Fuafuaina	Foai Tupe Fa'apitoa Feterale	Paketi Fuafuaina TT 2016	Paketi Fa'amaonia TT 2015
Puipuiga Saogalemu Lautele						
Puipuiga Saogalemu Lautele	4,783,000	1,388,000	6,171,000	0	6,171,000	6,495,500
Puipuiga o le Atunu'u (OTICIDE)	809,000	0	809,000	2,188,000	2,997,000	2,794,500
Saogalemu i Alatele	0	0	0	745,000	745,000	1,343,000
MCSAP	0	0	0	353,500	353,500	351,000
Saogalemu o Va'a	0	0	0	952,000	952,000	528,000
USDA Puipuiga o Afimumu	0	0	0	30,000	30,000	65,000
CJPA/Tete'e Vailaau Fa'asaina	132,500	0	132,500	1,584,500	1,717,000	1,788,000
Aofa'i:	5,724,500	1,388,000	7,112,500	5,853,000	12,965,500	13,365,000

Malo Lautele:						
Ofisa o le Kovana	4,557,000	0	4,557,000	0	4,557,000	5,063,500
Matagaluega o Tautua Fa'alepulega	900,000	0	900,000	0	900,000	1,016,500
Ofisa o Fa'atauga	1,271,000	0	1,271,000	0	1,271,000	1,412,000
Ofisa e Pulea Meatotino	452,500	0	452,500	0	452,500	502,500
Matagaluega o Tupe	5,000,000	0	5,000,000	0	5,000,000	5,100,500
Matagaluega o Gaiuega Lautele	4,644,300	2,626,000	7,270,500	0	7,270,500	7,419,000
Matagaluega o Mataupu tau Tulafono	1,570,000	854,000	2,424,000	0	2,424,000	2,473,500
Ofisa o le Malo Lotofale	2,175,000	0	2,175,000	0	2,175,000	2,207,000
Matagaluega o Tagatafalgaiuega	1,400,000	0	1,400,000	441,000	1,841,000	1,836,500
Ofisa Alagatupe Tagatafalgaiuega-fa'alavelave fa'afuasei	180,000	0	180,000	0	180,000	200,000
Ofisa o le Lolo Fautua Lautele	436,500	0	436,500	0	436,500	485,000
Ofisa o Palota	409,500	0	409,500	205,500	615,000	672,000
Ofisa o le Su'etusi o le Teritori	408,000	0	408,000	0	408,000	460,000
Ofisa Su'etusi Fa'alotofale	0	0	0	0	0	150,000
Matagaluega tau Tupulaga ma Tina	576,000	0	576,000	0	576,000	640,000
Ofisa o le Fa'amasino o Tulafono Taupulega	260,000	0	260,000	0	260,000	288,500
Ofisa o Fuafuaga & Paketi	720,000	0	720,000	0	720,000	800,000
Faletusi Feleti Barstow	346,500	0	346,500	80,000	426,500	470,500
Aofa'i:	25,306,500	3,480,000	28,786,500	726,500	29,513,000	31,197,000

Aofa'i fa'aaau mo Porokalama:	56,144,000	12,898,000	69,042,000	101,858,500	170,900,500	168,007,500
--------------------------------------	-------------------	-------------------	-------------------	--------------------	--------------------	--------------------

Matagaluega/Ofisa	Talosaga Fa'avae	Initeria Foai Tupe Fesoasoani	Aofaiga Fuafuaina	Foai Tupe Fa'apitoa Feterale	Paketi Fuafuaina TT 2016	Paketi Fa'amaonia TT 2015
Fono Faitulafono	6,916,500	0	6,916,500	0	6,916,500	6,885,000
Fa'amasinoga Maualuga	0	865,000	865,000	0	865,000	865,000
Fa'amasinoga Lotofale	2,016,000	0	2,016,000	0	2,016,000	2,240,000
Aofa'i fa'aaau Fono & Fa'amasinoga	8,932,500	865,000	9,797,500	0	9,797,500	10,790,000
Aofa'i:	66,069,000	13,763,000	79,832,000	101,858,500	181,090,500	178,797,500

65,076,500

78,839,500

180,698,000

POROKALAMA FA'APITOA	Talosaga Fa'avae	Initeria Foai Tupe Fesoasoani	Aofaiga Fuafuaina	Foai Tupe Fa'apitua Feterale	Paketi Fuafuaina TT 2016	Paketi Fa'amaonia TT 2015
Tupe Fesoasoani - Puleaga a le Falema'i	6,000,000	0	6,000,000	0	6,000,000	6,000,000
KAM Foai Tupe Fesoasoani	3,000,000	0	3,000,000	0	3,000,000	3,000,000
Teugatupe Lautele Malaeva'alele	1,000,000	0	1,000,000	0	1,000,000	500,000
Tupe fesoasoani mo vaega o ta'aloga	200,000	0	200,000	0	200,000	300,000
Tupe Fesoasoani mo le Maketi	0	0	0	0	0	100,000
Tupe Fesoasoani-Vaega o Fale	200,000	0	200,000	0	200,000	200,000
Teugatupe Fa'aleoleo a le Kovana	300,000	0	300,000	0	300,000	300,000
Teugatupe Nu'u Laiti/Vai	150,000	0	150,000	0	150,000	200,000
Atina'e o Gagana ma Tomai fa'aleaganu'u	150,000	0	150,000	0	150,000	50,000
Konekarate Komupiuta a le Malo (IFAS)	425,000	0	425,000	0	425,000	422,000
Gaoloiga Fa'a-le-Aganu'u	450,000	0	450,000	0	450,000	350,000
Totogi o Inisiua	1,250,000	0	1,250,000	0	1,250,000	1,250,000
Femalagaiga i le Motu o Swains	50,000	0	50,000	0	50,000	50,000
Palota Fa'ale-teritori	200,000	0	200,000	0	200,000	100,000
EOB Eletise/Vai	608,000	0	608,000	0	608,000	700,000
Aitalafu Tausaga Tuanai	2,500,000	0	2,500,000	0	2,500,000	2,000,000
Talosaga & mea Fa'aleagaina	150,000	0	150,000	0	150,000	200,000
Konekarate Su'etusi ASG	400,000	0	400,000	0	400,000	300,000
Galuega fa'aleleia mo le EOB	500,000	0	500,000	0	500,000	500,000
Toe Atina'e/Fa'aleleia Manu'a	500,000	0	500,000	0	500,000	500,000
Fa'aleleiga o Komupiuta ale Femalagaiga	100,000	0	100,000	0	100,000	100,000
Femalagaiga i Manu'a	350,000	0	350,000	0	350,000	350,000
Fa'amalosiga tulafono-Ofisa Puipulga Lautele	100,000	0	100,000	0	100,000	100,000
Suauu Fuava'a Lotoifale a Malo o Am. Samoa	500,000	0	500,000	0	500,000	500,000
Porokalama o le faasaoina o le suavai	50,000	0	50,000	0	50,000	50,000
Vaega o le totogi-luga Faamasinoga-Laufou	0	0	0	0	0	500,000
Fausaga ale Malo/Galuega faaleleia o Aoga	400,000	0	400,000	0	400,000	500,000
Atina'e Tamaoalga/Faasofia ai Pisinisi	300,000	0	300,000	0	300,000	500,000
Porokalama Fesoasoani mo Faigafala	100,000	0	100,000	0	100,000	150,000
Porokalama Fesoasoani mo Faatoaga	100,000	0	100,000	0	100,000	150,000
Faatama'ia o Ta'ifau taaloa	50,000	0	50,000	0	50,000	50,000
Atina'e o le Paka o le Su'igaula	0	0	0	0	0	100,000
Faamatagofie o le Motu	150,000	0	150,000	0	150,000	0
Fesoasoani mo le faaleleia o Auala	600,000	0	600,000	0	600,000	600,000
Malaetaalo I Fagatogo	0	0	0	0	0	50,000
Faaleleia-Faletaaalo Aoga Maualuga	500,000	0	500,000	0	500,000	500,000
Faaleleia o le Stadium	200,000	0	200,000	0	200,000	300,000
Faletaaalo mo Tupulaga Pago Pago	0	0	0	0	0	600,000
Fale mo Tupulaga	150,000	0	150,000	0	150,000	0
Tusi Talafaasolopito o Amerika Samoa	100,000	0	100,000	0	100,000	0
Alauni a e sa avea muamua ma Kovana	51,000	0	51,000	0	51,000	0
Porokalama Autalavou - Taumafanafana	250,000	0	250,000	0	250,000	0
Toeteuteuina faamatagofie - Rainmaker	100,000	0	100,000	0	100,000	0
Faalolotoina o le Uafu I Faleasao	1,500,000	0	1,500,000	0	1,500,000	0

Fesoasoani mo Faaiavelave faanatura	200,000	0	200,000	0	200,000	0
Ipu a Amerika Samoa	100,000	0	100,000	0	100,000	0
Tupe Fesoasoani e faafetaui ai tupe a le Feterale	500,000	0	500,000	0	500,000	0
Vaega Galulue-Mataupu tau Faigafaiva I Amerika Samoa	100,000	0	100,000	0	100,000	0

Aofa'i Porokalama Fa'apitoa:	24,584,000	0	24,584,000	0	24,584,000	22,122,000
-------------------------------------	-------------------	----------	-------------------	----------	-------------------	-------------------

Aofa'i Galuega Fa'avae:	00,000,000	13,763,000	104,416,000	101,858,500	206,274,500	200,919,500
--------------------------------	-----------------------	------------	------------------------	-------------	------------------------	-------------

Aofa'iga Galuega Tetele:	0	10,047,000	10,047,000	0	10,047,000	9,297,000
---------------------------------	---	------------	------------	---	------------	-----------

Aofa'iga Tupe Fa'asoasoa:	00,000,000	23,810,000	444,468,000	101,858,500	246,324,500	210,216,500
----------------------------------	-----------------------	------------	------------------------	-------------	------------------------	-------------

89,660,500 113,470,500 215,329,000

TEUGATUPE TAUSI	Talosage	Initeria	Aofaiga	Foai Tupe	Paketi	Paketi
	Fa'avae	Foai Tupe Fesoasoani	Fuafuaina	Fa'apitoa Feterale	Fuafuaina TT 2016	Fa'amaonia TT 2016

Pulega a le Falemai	31,218,500	7,900,000	39,118,500	882,500	40,001,000	46,570,000
Komiti o le Kolisi Tu'ufa'atasi	4,016,000	1,358,000	5,374,000	3,926,000	9,300,000	10,166,500
Iutilla eletise - ASPA	85,650,500	0	85,650,500	0	85,650,500	70,769,000
Iutilla o le Vai - ASPA	17,912,500	0	17,912,500	0	17,912,500	18,854,000
Suavavale Lafoai - ASPA	17,268,000	0	17,268,000	0	17,268,000	16,367,000
Otaota Lafoai - ASPA	3,775,000	0	3,775,000	0	3,775,000	3,751,000
Puleaga o Feso'otaiga	16,000,000	0	16,000,000	0	16,000,000	16,000,000
Malae Va'alele	3,215,000	0	3,215,000	0	3,215,000	3,500,000
Maketi mo le Lautele	136,500	0	136,500	0	136,500	170,500
A'oga Aveta'avale	102,000	0	102,000	0	102,000	82,500
Fa'aleleiga o Alatele	600,000	0	600,000	0	600,000	590,500
Tupe fesoasoani mo vaega o ta'aloga	308,000	0	308,000	0	308,000	308,000
Fale Nofu Totogi - DAS	367,500	0	367,500	0	367,500	373,500
Fale Lomi Tusi	250,500	0	250,500	0	250,500	250,000
Paka mo Pisinisi	670,000	0	670,000	0	670,000	711,500
Pulega o Auunaga mo Vaa	1,877,500	0	1,877,500	0	1,877,500	1,944,000
ASPC/OPM/TOFR/ASDRO	4,108,500	0	4,108,500	0	4,108,500	23,869,000

Aofa'i Teugatupe Fa'aleoleo:	187,466,000	9,258,000	196,724,000	4,808,500	201,532,500	214,267,000
-------------------------------------	--------------------	------------------	--------------------	------------------	--------------------	--------------------

TU'UFA'ATASIGA ATOA:	278,119,000	33,068,000	311,187,000	106,667,000	417,864,000	424,483,500
-----------------------------	------------------------	------------	------------------------	-------------	------------------------	-------------

277,126,500 310,194,500 416,861,500

MALO O AMERIKA SAMOA
Tausaga Tupe 2016 Paketi Fa'ai'u
Tupe Maua

Matagaluega/Ofisa	Tagata Faigaluega	Oloa ma Sapalai	Galuega Konekarate	Malaga	Isi Mea Uma	Mea Faigaluega	Aofa'l
Matagaluega o A'oga	19,290,000	135,500	125,000	24,500	1,091,000	0	20,666,000
Tupe Fesoasoani o Sikolasipi	0	0	0	100,000	1,700,000	0	1,800,000
Ofisa o Fa'asalalauga Lautele	1,114,500	5,500	20,500	0	263,000	0	1,403,500
Matagaluega o le Soifua Maloloina	1,660,500	0	0	35,500	293,500	30,000	2,019,500
Matagaluega o Fa'ato'aga	1,033,000	10,000	25,000	2,000	48,000	0	1,118,000
Matagaluega o Fefa'ataua'iga	542,500	12,500	12,500	16,000	27,000	28,500	639,000
Tamaoaiiga Sami ma Vaomatu'a	133,000	12,500	5,000	10,000	75,000	7,500	243,000
Vaega mo Tagata Asiasi	295,000	2,000	357,000	22,500	23,500	0	700,000
Paka ma Ta'aloga	724,500	15,000	36,000	5,000	56,000	14,000	850,500
Puleaga o le Taulaga	1,799,500	134,500	481,500	31,000	340,000	6,500	2,793,000
Matagaluega o le Saogalemu Lautele	5,502,000	141,500	2,000	0	525,500	0	6,171,000
Puipuiga o le Atunu'u (OTICIDE)	785,000	8,000	4,500	0	11,500	0	809,000
Ofisa o le Kovana	2,704,000	120,000	505,500	381,000	751,000	95,500	4,557,000
Matagaluega o Tautua Fa'alepulega	819,500	3,500	20,500	8,000	46,000	2,500	900,000
Ofisa o Fa'atauga	1,124,000	10,000	49,000	19,000	56,500	12,500	1,271,000
Ofisa e Pulea Meatotino	410,500	3,000	3,000	3,500	32,500	0	452,500
Matagaluega o Tupe	4,806,000	39,000	15,000	30,000	110,000	0	5,000,000
Matagaluega o Galuega Lautele	6,069,000	508,500	500,000	14,500	178,500	0	7,270,500
Matagaluega o Mata'upu tau Tulafono	2,198,000	8,000	47,000	32,000	139,000	0	2,424,000
Ofisa o le Malo Lotoifale	2,133,500	6,500	5,000	5,000	25,000	0	2,175,000
Matagaluega o Tagatafaigaluega	1,344,500	12,000	5,000	9,000	29,500	0	1,400,000
Ofisa Alagatupe Tagatafaigaluega-faalavelave fa'afuasei	110,000	7,500	11,000	22,000	0	29,500	180,000
Ofisa o le Loia Fautua Lautele	366,500	5,500	4,000	19,500	41,000	0	436,500
Ofisa o Palota	372,500	6,000	0	0	31,000	0	409,500
Ofisa o le Su'etusi o le Teritori	354,000	1,500	2,000	9,000	40,500	1,000	408,000
Matagaluega Tau Tupulaga ma Tina	436,000	9,000	26,500	24,000	77,000	3,500	576,000
Falemata'aga (Lotoifale)	63,500	0	36,500	0	35,000	0	135,000
Vaega ole tu'uititia o le solitulafono(Lotoifale)	126,500	0	0	0	6,000	0	132,500
T.A.O.A. (Lotoifale)	333,500	4,500	0	5,000	12,500	0	355,500
Vaega Fesoasoani Faafoisia le malosi(Lotoifale)	0	50,000	0	0	0	0	50,000
Ofisa Medicaid (Lotoifale)	203,500	8,500	86,500	33,000	29,000	9,500	370,000
Fa'amasino o Tulafono Fa'alepulega	179,500	12,500	32,000	10,000	13,000	13,000	260,000
Faletusi Feleti Barstow	274,000	6,000	15,000	0	51,500	0	346,500
Ofisa o Fuafuaga & Paketi	607,500	22,000	10,000	23,000	42,500	15,000	720,000
Aofa'iga fa'aauau pea:	57,915,500	1,320,500	2,442,500	894,000	6,201,000	268,500	69,042,000

Matagaluega/Ofisa	Tagata Faigaluega	Oloa ma Sapalai	Galuega Konekarate	Malaga	Isi Mea Uma	Mea Faigaluega	Aofa'i
Fono Faitulafono	5,121,500	1,217,000	6,000	340,000	1,000,500 732,000	0	7,685,000 6,916,500
Fa'amasinoga Sili	792,000	13,000	7,000	24,000	25,000	4,000	865,000
Fa'amasino Lotoifale	1,847,000	21,000	33,000	19,000	330,000 96,000	0	2,210,000 2,016,000
Aofa'i le tumau:	7,760,500	1,251,000	46,000	383,000	4,345,500	4,000	10,790,000
					353,000		9,797,500

Porokalama Fa'aptoa:	Tagata Faigaluega	Oloa ma Sapalai	Galuega Konekarate	Malaga	Isi Mea Uma	Mea Faigaluega	Aofa'i
Tupe Fesoasoani - Puleaga a le Falema'i	0	0	0	0	6,000,000	0	6,000,000
Komiti A'oa'oga Maualuga Tupe Fesoasoani	0	0	0	0	3,000,000	0	3,000,000
Teugatupe Lautele Malaeva'alele	0	0	0	0	1,000,000	0	1,000,000
Tupe fesoasoani mo vaega o ta'aloga	0	0	0	0	200,000	0	200,000
Tupe Fesoasoani-Vaega o Fale	0	0	0	0	200,000	0	200,000
Teugatupe Fa'aleoleo - Ofisa Kovana	0	0	300,000	0	0	0	300,000
Teugatupe Nu'u Laiti/Vai	0	0	150,000	0	0	0	150,000
Atina'e o Gagana ma Tomai fa'aleaganu'u	0	0	0	0	150,000	0	150,000
Konekarate Komupiuta a le Malo (IFAS)	0	0	425,000	0	0	0	425,000
Gaoioiga Fa'a-le-Aganu'u	0	0	450,000	0	0	0	450,000
Totogi o Inisia	0	0	1,250,000	0	0	0	1,250,000
Femalagaiga i le Motu o Swains	0	0	50,000	0	0	0	50,000
Palota Fa'ale-teritori	0	0	200,000	0	0	0	200,000
EOB Eletise/Vai	0	0	0	0	608,000	0	608,000
Aitalafu Tausaga Tuanai (Tautua)	0	0	0	0	2,500,000	0	2,500,000
Talcsaga & mea Fa'aleagaina	0	0	150,000	0	0	0	150,000
Konekarate Su'etusi ASG	0	0	400,000	0	0	0	400,000
Galuega fa'aleleia mo le EOB	0	0	500,000	0	0	0	500,000
Toe Atina'e/Faaleleia Manu'a	0	0	500,000	0	0	0	500,000
Fa'aleleiga o Komupiuta ale Femalagaiga	0	0	100,000	0	0	0	100,000
Femalagaiga I Manu'a	0	0	350,000	0	0	0	350,000
Fa'amalosiga tulafono-Ofisa Puipuiga Lautele	0	0	100,000	0	0	0	100,000
Suauu Fuava'a Lotoifale a le Malo o Am. Samoa	0	0	500,000	0	0	0	500,000
Porokalama o le fa'asaoina o le suavai	0	0	0	0	50,000	0	50,000
Fausaga ale Malo/Galuega faaleleia-DOE	0	0	400,000	0	0	0	400,000
Atina'e Tamaoiga/Faaosofia ai Pisinisi	0	0	300,000	0	0	0	300,000
Porokalama Fesoasoani mo Faigafaiva	0	0	100,000	0	0	0	100,000
Porokalama Fesoasoani mo Faatoaga	0	0	100,000	0	0	0	100,000
Faatama'ia o Ta'ifau taaloa	0	0	50,000	0	0	0	50,000
Fesoasoani mo le faaleleia o Auala	0	0	600,000	0	0	0	600,000
Faaleleia-Faletaalo Aoga Maualuga	0	0	500,000	0	0	0	500,000
Faaleleia o le Stadium	0	0	200,000	0	0	0	200,000

Porokalama Autalavou-Taumafanafana	0	0	250,000	0	0	0	250,000
Ipu a Amerika Samoa	0	0	100,000	0	0	0	100,000
Faamatagofieina o le Motu	0	0	150,000	0	0	0	150,000
Fale mo Tupulaga	0	0	150,000	0	0	0	150,000
Tusi Talafaasolopito o Amerika Samoa	0	0	100,000	0	0	0	100,000
Alauni a e sa avea muamua ma Kovana	0	0	51,000	0	0	0	51,000
Toeteuteuina faamatagofie-Rainmaker	0	0	100,000	0	0	0	100,000
Faalolctoina o le Uafu I Faleasao	0	0	1,500,000	0	0	0	1,500,000
Fesoasoani mo Faaiavelave faanatura	0	0	200,000	0	0	0	200,000
Tupe Fesoasoani e faafetaui ai tupe a le Feterale	0	0	500,000	0	0	0	500,000
Vaega Galulue-Mataupu tau Faigafaiva I Am. Samoa	0	0	100,000	0	0	0	100,000
Aofa'iga fa'aauau mo Porokalama Fa'apitoo:	0	0	10,876,000	0	13,708,000	0	24,584,000

Aofa'i (Galuega Fa'avae):	65,676,000	2,571,500	13,364,500	1,277,000	21,254,500	272,500	404,416,000
----------------------------------	-------------------	------------------	-------------------	------------------	------------------------------	----------------	-------------------------------

20,262,000 *103,423,500*

Fesoasoani mai le Malo Tele:	Tagata Faigaluega	Oloa ma Sapalai	Galuega Konekarate	Malaga	Isi Mea Uma	Mea Faigaluega	Aofa'i
Foai mo le Matagaluega o A'oga	23,463,000	13,918,500	3,782,500	305,000	5,262,000	101,000	46,832,000
Foai mo le Ofisa o Fa'asalalauga Lautele	20,000	10,000	45,000	15,000	372,000	160,000	622,000
Fonc Tomai o Falemata'aga & agaifanua	194,000	10,000	24,500	15,000	45,000	0	288,500
Foai-Matagaluega o le Soifua Maloloina	5,544,500	265,000	612,500	351,500	2,403,000	151,000	9,327,500
Fuleaga o Tagata Matutua	1,218,000	13,500	883,000	16,000	173,000	5,000	2,308,500
Tagata ma Tautua Lautele	4,404,500	448,000	3,778,500	476,000	13,379,500	214,000	22,700,500
Vaega fesoasoani faafoisia le malosi	752,000	10,500	326,500	63,000	146,000	0	1,298,000
Porokalama Medicaid (Ofisa Kovana)	344,500	18,000	110,000	56,000	53,000	28,500	610,000
Puipuiga ma Puluva	408,500	35,500	36,500	61,000	106,000	48,000	695,500
Foai mo le Matagaluega o Fefa'ataua'iga	1,116,500	96,000	2,501,500	81,500	240,000	70,000	4,105,500
Tamaoaga Sami ma Vaomatua	1,653,500	534,500	526,500	330,000	125,500	233,500	3,403,500
Puipuiga Siomaga Amerika Samoa	1,499,000	26,000	75,500	61,000	107,500	25,000	1,794,000
Ofisa Enetia o le Teritori	323,000	33,000	30,000	25,500	160,000	7,000	578,500
Puipuiga Mea Sina Fa'atalatu'u	250,000	8,000	109,000	11,000	37,000	0	415,000
Galuega - Tamaligi	237,500	27,500	0	0	0	35,000	300,000
Puipuiga o le Atunu'u	963,000	97,500	124,500	226,500	316,000	460,500	2,188,000
Saogalemu o A'atele	242,500	12,000	191,500	141,000	66,000	92,000	745,000
MCSAP	185,000	17,500	5,000	24,000	72,000	50,000	353,500
Saogalemu o Va'a/DPS	148,500	200,000	145,000	95,000	100,000	263,500	952,000
Puipuiga mai Afimumu/USDA	0	24,000	3,000	0	3,000	0	30,000
CJPA/Tete'e Vaila'au Fa'asaina	960,500	211,500	215,500	112,500	4,500	80,000	1,584,500
Matagaluega Tagata Faigaluega	324,000	20,000	35,000	28,000	28,000	6,000	441,000
Foai mo le Ofisa o Palotaga	186,500	5,000	5,000	0	9,000	0	205,500
Foai mo le Faletusi a Feleti Barstow	26,000	10,000	5,000	15,000	24,000	0	80,000
Foai mo le Puleaga Falema'i	270,000	222,500	1,500	6,000	1,000	381,500	882,500
Komiti A'oa'oga Maualuga Tupe Fesoasoani	2,965,000	115,000	90,000	166,500	539,500	50,000	3,926,000
Aofa'i Fesoasoani Malo Tele:	47,699,500	16,389,000	13,662,500	2,682,000	23,772,500	2,461,500	106,667,000


Teugatupe Tausi:	Tagata Faigaluega	Oloa ma Sapalai	Galuega Konekarate	Malaga	Isi Mea Uma	Mea Faigaluega	Aofa'i
Puleaga o le Falemai	25,423,500	7,242,000	266,000	1,139,000	5,048,000	0	39,118,500
Komiti o le Kolisi Tu'ufa'atasi	3,768,500	207,000	201,500	152,500	995,500	49,000	5,374,000
Iutilia o le eletise - ASPA	8,940,000	37,181,000	30,851,000	284,000	4,584,000	3,310,500	85,650,500
Iutilia o le Vai - ASPA	3,668,000	2,064,500	8,651,500	87,000	3,169,000	272,500	17,912,500
Suavaivale Lafoai - ASPA	2,014,500	527,000	13,449,000	70,500	556,000	641,000	17,258,000
Otaota Lafoai - ASPA	479,000	336,000	2,524,000	19,000	139,000	278,000	3,775,000
Puleaga o Feso'ota'iga	5,268,500	840,500	825,000	326,000	6,635,000	2,105,000	16,000,000
Malae Va'alele	2,259,000	3,000	242,000	31,500	629,500	50,000	3,215,000
Maketi Lautele	112,500	5,000	0	0	18,000	1,000	136,500
A'oga Aveta'avale	82,500	0	0	0	19,500	0	102,000
Fa'aleleiga o Alatele	8,000	90,000	250,000	0	2,000	250,000	600,000
Tupe fesoasoani mo vaega o ta'aloga	308,000	0	0	0	0	0	308,000
Fale Nofu Totogi - DAS	333,500	0	34,000	0	0	0	367,500
Fale Lomi Tusi	215,500	19,500	0	0	15,500	0	250,500
Paka mo Pisinisi	612,500	4,500	3,000	0	50,000	0	670,000
Pulega o Auunaga mo Vaa	739,000	600,000	157,000	0	331,500	50,000	1,877,500
ASPC/OPM/TOFR/ASDRO	711,500	68,000	2,791,000	199,000	232,000	107,000	4,108,500
Aofa'i Teugatupe Fa'aleoleo:	54,944,000	45,188,000	60,245,000	2,308,500	22,424,500	7,614,000	196,724,000
Galuega Tetele:	0	0	10,047,000	0	0	0	10,047,000
ACFA'IGA ATOA:	168,319,500	68,148,500	97,319,000	6,267,500	67,451,500	10,348,000	417,854,000


66,459,000

416,861,500

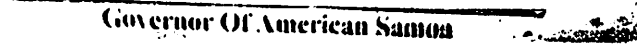
Maga 2. Aso taualoa.

O leni tulafono e taualoa vave pe a pasia e le Fono Faitulafono ma fa'amaonia e le Kovana ona o se mana'oga fa'anatinati mo le fa'aauauina talafeagai o le aiā fa'alepaketi mo le malo.


GAOTEOTE PALAIE TOFAU
Peresctene, Maota Mauuluga


SAVALI TALA'OU ALE
Fofoga Fetalai, Maota o Sui

Hereby Approved this 30 day of Sept 2013


Governor Of American Samoa

Subject to Line Item Vetos