



LEGISLATURE OF AMERICAN SAMOA
American Samoa Government

CERTIFICATION


House Chamber
August 30, 2021

I certify that House Bill No. 37-7 passed third reading on this date in the House of Representatives during its Second Regular Session of the Thirty-seventh Legislature of American Samoa.


MR. VALAITU MALINU MALUIA
Chief Clerk, House of Representatives

Senate Chamber
September 2, 2021

I certify that House Bill No. 37-7 passed third reading on this date in the Senate during its Second Regular Session of the Thirty-seventh Legislature of American Samoa.


MR. LEO'O V. MA'O
Secretary of the Senate

THE THIRTY-SEVENTH LEGISLATURE OF AMERICAN SAMOA

Second Regular Session

Begun and held at Fagatogo, Tutuila, American Samoa
on Monday, the twelfth day of July
two thousand and twenty one

AN ACT PROVIDING FOR THE APPROPRIATION OF THE AMERICAN SAMOA
GOVERNMENT BUDGET FOR FISCAL YEAR 2022 AND FOR AN EARLY
EFFECTIVE DATE.

Preamble:

There is an urgent need to provide funding for the necessary and proper functions
of the government, so this law shall become effective immediately upon passage by the
Legislature and approval by the Governor.

BE IT ENACTED BY THE LEGISLATURE OF AMERICAN SAMOA:

CHAPTER 1
GENERAL PROVISIONS

Section 1. Sources of projected revenue.

The sources of projected revenue identified for appropriation in the
American Samoa Government Budget for Fiscal Year 2022 by this act are as
follows:

a. Local Revenue:

Table with 2 columns: Description and Amount. Rows include Taxes (\$72,037,500), Licenses and Permits (\$1,500,000), Fees and Fines (\$5,500,000), Charges for Services (\$7,525,000), Miscellaneous (\$1,500,000), Total Indirect Costs (\$6,000,000), and Total Transfers-In (\$16,000,000).

Total Local Revenue..... \$110,162,500

b. Capital Improvement Projects.....\$10,262,500

c. Special Federal Grants.....\$219,504,000

d. Enterprise Funds.....\$212,856,000

**Total projected revenue sources in
Fiscal Year 2022.....\$552,785,000**

Sec 2. Unbudgeted revenue—Identification and appropriation.

In the event that the American Samoa Government, or any agency thereof, received during Fiscal Year 2022 revenue from any source not included in the source of projected revenue identified in this act or which exceed the projection of any revenue source identified herein, such revenue shall be deemed unbudgeted revenue. It shall be deposited into the general fund and be available for immediate appropriation by the Legislature without waiting for the end of the fiscal year.

Unbudgeted revenue received during Fiscal Year 2022 shall not be expended for any purpose unless first authorized and appropriated by the Legislature. The Governor shall notify the Legislature promptly upon receipt of unbudgeted revenue.

Sec 3. Deficit.

If the government's financial and budget officers determine that actual revenue will fall short of the projected revenue appropriated by this act by greater than two percent for the fiscal year, the Governor shall immediately notify the Legislature. He shall then submit proposed agency program plan changes, reprogramming legislation or supplemental appropriation to adjust to the deficit. Proposed changes or reprogramming shall detail the reduction in expenditures required to assure that actual revenues equal actual expenditures.

Sec 4. Lapses.

All revenue appropriated by this act that has not been expended, obligated for expenditure, or otherwise carried forward to future fiscal years by the close of Fiscal Year 2022 reverts to the General Fund and may not be expended until further appropriation by the Legislature.

CHAPTER II

Section 1. Appropriation of budget.

The American Samoa Government Fiscal Year 2022 Annual Budget is hereby approved and appropriated and the designated agencies are authorized to expend such funds specifically as follows:

American Samoa Government
Estimated Appropriable Revenues
Final Budget Fiscal Year 2022

Revenue Sources	Actual FY 2019	Actual FY 2020	Estimated FY 2021	Estimated FY 2022
Taxes:				
Corporate Taxes	12,000,000	13,000,000	16,000,000	16,300,000
Individual Income Taxes	25,500,000	25,500,000	27,000,000	27,537,500
Excise Taxes - general	21,559,000	22,000,000	23,000,000	23,200,000
Soda Tax	3,500,000	3,447,500	3,000,000	3,000,000
Cover-Over	2,000,000	2,000,000	2,000,000	2,000,000
Sub-Total Taxes	64,559,000	65,947,500	71,000,000	72,037,500
Licenses and Permits	1,500,000	1,500,000	1,500,000	1,500,000
Fees and Fines	4,700,000	4,800,000	5,000,000	5,500,000
Charges for Services:				
Port Administration	3,300,000	3,500,000	4,500,000	4,600,000
Rents & Leases	2,200,000	2,200,000	2,000,000	2,100,000
Others	600,000	600,000	600,000	925,000
Sub-Total Charges for Services	6,100,000	6,300,000	7,100,000	7,625,000
Miscellaneous:				
Interest Income	10,000	10,000	10,000	10,000
Judgments & Settlements	50,000	50,000	260,000	260,000
Others	2,000,000	4,721,000	4,000,000	1,230,000
Sub-Total Miscellaneous	2,060,000	4,781,000	4,270,000	1,500,000
Interdepartmental Charges				
Indirect Cost	5,000,000	5,000,000	5,000,000	6,000,000
Sub-Total Interdepartmental Charges	5,000,000	5,000,000	5,000,000	6,000,000
Transfers-In:				
Special Federal Grants	1,000,000	1,000,000	1,000,000	1,000,000
School Repair	1,500,000	1,500,000	3,021,500	2,729,000
Interior Grant in Aid	12,271,000	12,271,000	12,271,000	12,271,000
Sub-Total Transfers In	14,771,000	14,771,000	16,292,500	16,000,000
Sub-Total Local Revenues:	98,690,000	103,099,500	110,162,500	110,162,500

AMERICAN SAMOA GOVERNMENT
Proposed Fiscal Year 2022 Final Budget
Appropriation Summary - All Funds

Department/Agency:	Basic Request	Interior Grant in Aid	Estimated Total	Special Federal Grants	Proposed Budget FY 2022	Approved Budget FY 2021
Education & Culture:						
Department of Education	17,068,000	6,480,000	23,548,000	58,733,500	82,281,500	77,985,000
Scholarship Program	1,400,000	0	1,400,000	0	1,400,000	1,400,000
Office of Public Information	1,535,000	0	1,535,000	1,137,500	2,672,500	2,110,500
Arts Council	230,000	0	230,000	314,500	544,500	422,000
Total:	20,233,000	6,480,000	26,713,000	60,185,500	86,898,500	81,917,500
Health:						
Department of Public Health	2,623,500	0	2,623,500	19,048,000	21,671,500	22,263,500
Territorial Admin. on Aging	400,000	0	400,000	2,284,000	2,684,000	2,652,000
Dept. of Human & Social Services	0	0	0	95,115,500	95,115,500	25,624,500
Vocational Rehabilitation (Governor)	55,000	0	55,000	1,296,000	1,351,000	1,277,500
Medicaid State Agency	560,000	0	560,000	1,380,000	1,940,000	1,940,000
Office of Protection & Advocacy	0	0	0	789,000	789,000	794,000
Total:	3,638,500	0	3,638,500	119,912,500	123,551,000	54,551,500
Economic Development						
Dept of Agriculture	1,615,500	0	1,615,500	161,000	1,776,500	1,365,000
Department of Commerce	622,000	0	622,000	6,456,000	7,078,000	3,835,000
Marine & Wildlife	315,000	0	315,000	6,064,500	6,379,500	6,271,000
Visitor's Bureau	743,500	0	743,500	0	743,500	743,500
Total:	3,296,000	0	3,296,000	12,681,500	15,977,500	12,214,500
Conservation & Environment						
Environmental Prot. Agency	0	0	0	2,152,500	2,153,500	2,051,000
Territorial Energy Office	0	0	0	889,500	889,500	845,000
Historical Preservation (Governor)	0	0	0	409,000	409,000	405,000
Restoration Grant (Governor)	0	0	0	372,000	372,000	372,000
Department of Parks & Recreation	1,000,000	0	1,000,000	0	1,000,000	814,000
Total:	1,000,000	0	1,000,000	3,824,000	4,824,000	4,487,000
Transportation						
Port Administration	2,504,000	641,000	3,145,000	0	3,145,000	3,000,000
Total:	2,504,000	641,000	3,145,000	0	3,145,000	3,000,000
Public Safety						
Department of Public Safety	6,144,000	1,220,000	7,364,000	0	7,364,000	6,504,000
Department of Homeland Security	1,000,000	0	1,000,000	2,077,500	3,077,500	3,809,500
Highway Safety	0	0	0	748,000	748,000	782,000
MCSAP	0	0	0	377,500	377,500	356,000
Boating Safety	0	0	0	1,200,000	1,200,000	1,005,500
CJPA/Anti-Drug	152,500	0	152,500	2,417,500	2,570,000	2,495,500
Total:	7,296,500	1,220,000	8,516,500	6,820,500	15,337,000	14,952,500

Department/Agency:	Basic Request	Interior Grant in Aid	Estimated Total	Special Federal Grants	Proposed Budget FY 2022	Approved Budget FY 2021
General Government						
Office of the Governor	6,827,500	0	6,827,500	0	6,827,500	5,848,000
Dept. Administrative Svcs.	955,000	0	955,000	0	955,000	853,000
Office of Procurement	1,415,500	0	1,415,500	0	1,415,500	1,315,500
Office of Property Management	471,000	0	471,000	0	471,000	426,000
Dept. of Treasury	6,409,000	0	6,409,000	0	6,409,000	6,200,000
Dept. of Public Works	4,382,500	2,320,000	6,702,500	1,130,500	7,833,000	8,724,000
Dept. of Legal Affairs	1,995,000	745,000	2,740,000	0	2,740,000	2,579,000
Office of Local Government	2,628,000	0	2,628,000	0	2,628,000	2,283,500
Dept. of Human Resources	1,655,500	0	1,655,500	1,010,000	2,665,500	2,616,000
Workmen's Compensation Office	330,000	0	330,000	0	330,000	306,000
Office of Public Defender	440,000	0	440,000	0	440,000	430,000
Office of the Election	617,500	0	617,500	640,000	1,257,500	1,708,000
Office of the Territorial Audit	350,500	0	350,500	0	350,500	335,000
Dept. of Youth & Women's Affairs	925,500	0	925,500	0	925,500	784,500
Administrative Law Judge	310,000	0	310,000	0	310,000	334,000
Office of Program Plngg. & Budget	820,000	0	820,000	0	820,000	793,500
Feleti Barstow Public Library	335,000	0	335,000	78,500	413,500	412,000
Total:	30,867,500	3,065,000	33,932,500	2,859,000	36,791,500	35,748,000

Sub-Total Programs	68,835,500	11,406,000	80,241,500	206,283,000	286,524,500	206,871,000
---------------------------	-------------------	-------------------	-------------------	--------------------	--------------------	--------------------

Department/Agency:	Basic Request	Interior Grant in Aid	Estimated Total	Special Federal Grants	Proposed Budget FY 2022	Approved Budget FY 2021
Legislature of Am. Samoa	8,116,500	0	8,116,500	0	8,116,500	7,416,500
High Court	0	865,000	865,000	0	865,000	865,000
Local Judiciary	2,409,500	0	2,409,500	0	2,409,500	2,377,500
Sub-Total Fono & Judiciary	10,526,000	865,000	11,391,000	0	11,391,000	10,659,000

TOTAL:	79,361,500	12,271,000	91,632,500	206,283,000	297,915,500	217,530,000
---------------	-------------------	-------------------	-------------------	--------------------	--------------------	--------------------

Special Programs:	Basic Request	Interior Grant in Aid	Estimated Total	Special Federal Grants	Proposed Budget FY 2022	Approved Budget FY 2021
Hospital Authority GF Subsidy	2,000,000	0	2,000,000	0	2,000,000	2,000,000
Board of Higher Ed. GF Subsidy	1,000,000	0	1,000,000	0	1,000,000	1,000,000
Airport GF Subsidy	1,000,000	0	1,000,000	0	1,000,000	1,000,000
Sports Complex Subsidy	300,000	0	300,000	0	300,000	300,000
Housing Division GF Subsidy	350,000	0	350,000	0	350,000	350,000
Local Road Maintenance Subsidy	1,000,000	0	1,000,000	0	1,000,000	1,000,000
Local Farm Subsidy Program	100,000	0	100,000	0	100,000	100,000
Local Fishing Subsidy Program	100,000	0	100,000	0	100,000	100,000
TAOA Subsidy	100,000	0	100,000	0	100,000	100,000
Medicaid - Subsidy	2,000,000	0	2,000,000	0	2,000,000	2,000,000
Print Shop Subsidy	100,000	0	100,000	0	100,000	100,000
American Samoa Shipyard Auth. Subsidy	150,000	0	150,000	0	150,000	150,000
Governor's Contingency Fund	300,000	0	300,000	0	300,000	300,000
Small Village/Water Fund	100,000	0	100,000	0	100,000	100,000
ASG System Contract (One Solution)	400,000	0	400,000	0	400,000	400,000
ASG Audit Contract	430,000	0	430,000	0	430,000	430,000
Ceremonial Activities	400,000	0	400,000	0	400,000	300,000
Insurance Premiums	1,400,000	0	1,400,000	0	1,400,000	1,400,000
Territorial Election	100,000	0	100,000	0	100,000	100,000
EOB Electricity/Water Fund	700,000	0	700,000	0	700,000	700,000
EOB Maintenance	300,000	0	300,000	0	300,000	300,000
Claims & Damages	100,000	0	100,000	0	100,000	100,000
Manu'a Development/Maintenance	600,000	0	600,000	0	600,000	750,000
Manu'a/Swains Transportation	500,000	0	500,000	0	500,000	400,000
ASG Local Fleet Fuel	500,000	0	500,000	0	500,000	500,000
DPS Law Enforcement	250,000	0	250,000	0	250,000	100,000
Immigration Computer Sys. Upgrade	100,000	0	100,000	0	100,000	100,000
Veterans Stadium Improvements	200,000	0	200,000	0	200,000	300,000
Summer Youth Employment Program	100,000	0	100,000	0	100,000	250,000
Adopt-A-School	100,000	0	100,000	0	100,000	200,000
Island Beautification	100,000	0	100,000	0	100,000	100,000
LBJ Staff Development/Tech Trng/Fiji Prog.	400,000	0	400,000	0	400,000	200,000
Sports Development	500,000	0	500,000	0	500,000	250,000
Disaster Relief	100,000	0	100,000	0	100,000	100,000
Former Govs & Surviving Spouses allow.	100,000	0	100,000	0	100,000	102,000
Am. Samoa Water Conservation Prg.	100,000	0	100,000	0	100,000	100,000
ASG Political Status Office	200,000	0	200,000	0	200,000	100,000
ASG Membership Dues/Fees	100,000	0	100,000	0	100,000	50,000
Governor's Mansion restoration	100,000	0	100,000	0	100,000	200,000
Veterans Affairs Office Events	200,000	0	200,000	0	200,000	0
Washington DC Consultants	200,000	0	200,000	0	200,000	200,000
Drug Enforcement Task Force	200,000	0	200,000	0	200,000	500,000
ASCC Nursing Program	50,000	0	50,000	0	50,000	50,000
Hope House Contribution	100,000	0	100,000	0	100,000	100,000
Humanities (Local Match)	50,000	0	50,000	0	50,000	50,000
Economic Development/Private Sector	250,000	0	250,000	0	250,000	300,000

Leapaga Family Land Lease	50,000	0	50,000	0	50,000	0	50,000	21,000
Shoreline Protection	300,000	0	300,000	0	300,000	0	300,000	500,000
Golf Course Club House Renovation	450,000	0	450,000	0	450,000	0	450,000	200,000
Pago Harbor Cleanup	200,000	0	200,000	0	200,000	0	200,000	100,000
American Samoa Fishery Task Force	0	0	0	0	0	0	0	100,000
ASG Construction/School Main. Proj.	0	0	0	0	0	0	0	500,000
High Sch. Gymnasium Improvements	0	0	0	0	0	0	0	500,000
AS History Book Project(Centennial bk)	0	0	0	0	0	0	0	100,000
Western Youth Multipurpose Center	0	0	0	0	0	0	0	700,000
Political Appointee Payout	0	0	0	0	0	0	0	1,000,000
Court House Repairs	0	0	0	0	0	0	0	700,000
Leloaloa Village Drainage/Sidewalk	0	0	0	0	0	0	0	500,000
Manu'a Local Road Maintenance	0	0	0	0	0	0	0	500,000
Total Special Programs:	18,530,000	0	18,530,000	0	18,530,000	0	18,530,000	22,753,000

Total Basic Operation:	97,891,500	12,271,000	110,162,500	206,283,000	316,445,500	240,283,000
-------------------------------	-------------------	-------------------	--------------------	--------------------	--------------------	--------------------

Total Capital Imp. Projects:	0	10,262,500	10,262,500	0	10,262,500	10,280,000
-------------------------------------	----------	-------------------	-------------------	----------	-------------------	-------------------

Total Appropriation Fund:	97,891,500	22,533,500	120,425,000	206,283,000	326,708,000	250,563,000
----------------------------------	-------------------	-------------------	--------------------	--------------------	--------------------	--------------------

Enterprise Funds	Basic Request	interior Grant in Aid	Estimated Total	Special Federal Grants	Proposed Budget FY 2022	Approved Budget FY 2021
Hospital Authority	57,100,000	7,900,000	65,000,000	500,000	65,500,000	65,500,000
Board of Higher Education	12,724,000	1,358,000	14,082,000	12,721,000	26,803,000	14,110,000
Electric Utility - ASPA	46,152,000	0	46,152,000	0	46,152,000	48,370,000
Water Utility - ASPA	20,366,500	0	20,366,500	0	20,366,500	20,786,500
Wastewater Division - ASPA	13,054,500	0	13,054,500	0	13,054,500	13,092,000
Solid Waste - ASF/A	4,348,500	0	4,348,500	0	4,348,500	5,750,000
TeleCommunication Authority	24,000,000	0	24,000,000	0	24,000,000	21,133,000
Pago Pago International Airport	2,000,000	0	2,000,000	0	2,000,000	3,000,000
Public Market	160,000	0	160,000	0	160,000	102,500
Driver Training	105,000	0	105,000	0	105,000	93,500
Road Maintenance	550,000	0	550,000	0	550,000	550,000
Sports Complex	408,000	0	408,000	0	408,000	394,000
Housing - DAS	470,500	0	470,500	0	470,500	400,000
Print Shop	168,500	0	168,500	0	168,500	120,000
Industrial Park	600,000	0	600,000	0	600,000	600,000
AS Shipyard Services Authority	1,600,000	0	1,600,000	0	1,600,000	1,600,000
ODAPM-Disaster Asst. & Petroleum	5,790,500	0	5,790,500	0	5,790,500	5,790,500
Debt Service	14,000,000	0	14,000,000	0	14,000,000	14,000,000

Total Enterprise Funds:	203,580,000	9,258,000	212,838,000	13,221,000	226,077,000	215,392,000
--------------------------------	--------------------	------------------	--------------------	-------------------	--------------------	--------------------

GRAND TOTAL:	301,485,500	31,791,500	333,281,000	219,504,000	552,785,000	465,955,000
---------------------	--------------------	-------------------	--------------------	--------------------	--------------------	--------------------

American Samoa Government

Fiscal Year 2022 Final Budget

Object Class Summary

Department/Agency	Personnel	Materials	Contractual	All			Total
	Services	Supplies	Services	Travel	Others	Equipment	
Department of Education	20,567,000	365,000	448,500	10,000	2,157,500	0	23,548,000
Scholarship Fund	0	0	0	100,000	1,300,000	0	1,400,000
Office of Public Information	1,369,000	4,000	9,500	2,000	149,000	1,500	1,535,000
Dept. of Public Health	2,103,500	0	0	0	520,000	0	2,623,500
Dept. of Agriculture	1,533,000	2,500	18,000	2,000	60,000	0	1,615,500
Department of Commerce	468,000	12,000	45,000	35,000	52,000	10,000	622,000
Marine & Wildlife Resources	259,000	8,000	7,000	0	41,000	0	315,000
Visitor's Bureau	381,000	37,500	78,500	45,000	161,500	40,000	743,500
Dept. of Parks & Recreation	782,500	20,000	35,000	5,000	149,000	8,500	1,000,000
Dept. of Port Administration	2,349,000	53,000	227,000	19,000	497,000	0	3,145,000
Dept. of Public Safety	6,450,000	113,000	4,000	5,000	792,000	0	7,364,000
Homeland Security (OTICIDE)	359,500	21,000	3,500	0	110,000	0	1,000,000
Executive Office	4,817,500	190,000	430,000	410,000	690,000	290,000	6,827,500
Administrative Services	806,000	46,500	5,000	5,000	47,500	45,000	955,000
Office of Procurement	1,288,500	28,000	4,000	0	75,000	20,000	1,415,500
Office of Property Mgmt.	453,500	2,000	0	0	15,500	0	471,000
Dept. of Treasury	6,063,000	64,000	11,500	51,500	209,000	10,000	6,409,000
Dept. of Public Works	6,401,000	29,500	0	16,000	256,000	0	6,702,500
Dept. of Legal Affairs	2,488,500	21,000	36,000	45,000	149,500	0	2,740,000
Dept. of Local Government	2,584,000	7,000	0	6,000	31,000	0	2,628,000
Dept. of Human Resources	1,601,500	18,500	3,000	4,500	13,000	15,000	1,655,500
Workmen's Compensation Office	300,000	5,500	5,000	3,500	14,000	2,000	330,000
Office of Public Defender	395,000	3,000	1,000	10,000	31,000	0	440,000
Office of the Election	581,500	5,500	2,000	0	28,500	0	617,500
Office of the Territorial Audit	324,000	5,000	3,000	2,000	16,500	0	350,500
Office of Youth & Women's Aff.	833,000	12,000	5,000	5,000	50,500	20,000	925,500
Arts Council (Local)	188,500	5,000	0	0	36,500	0	230,000
Criminal Justice (Local)	150,500	0	0	0	2,000	0	152,500
T.A.O.A. (local)	252,000	2,000	136,000	0	10,000	0	400,000
Vocational Rehabilitation (Local)	0	55,000	0	0	0	0	55,000
Medicaid Agency (Local)	264,500	25,500	161,000	46,500	46,500	16,000	560,000
Administrative Law Judge	247,500	10,500	5,000	4,500	15,500	27,000	310,000
Feleti Barstow Public Library	270,500	6,500	15,000	0	43,000	0	335,000
Office of Planning & Budget	694,000	14,000	4,000	10,000	55,000	43,000	820,000
Sub Total - Executive	68,126,000	1,192,000	1,708,500	842,500	7,824,500	548,000	80,241,500

Department/Agency	Personnel	Materials	Contractual	All	Total
	Services	Supplies	Services	Others	
Legislature	6,132,000	1,258,500	0	280,000	8,116,500
High Court	784,500	15,000	21,000	26,000	865,000
Local Judiciary	2,250,000	20,000	22,000	104,500	2,409,500
Sub Total - Fono & Judiciary	9,166,500	1,293,500	43,000	410,500	11,391,000

Special Programs:	Personnel	Materials	Contractual	All	Total
	Services	Supplies	Services	Others	
LBJ General Fund Subsidy	0	0	0	2,000,000	2,000,000
Board of Higher Ed. GF Subsidy	0	0	0	1,000,000	1,000,000
Airport GF Subsidy	0	0	1,000,000	0	1,000,000
GO - Sports Complex Subsidy	0	0	300,000	0	300,000
Housing Division GF Subsidy	0	0	350,000	0	350,000
Local Road Maintenance Subsidy	0	0	1,000,000	0	1,000,000
Local Farm Subsidy Program	0	0	100,000	0	100,000
Local Fishing Subsidy Program	0	0	100,000	0	100,000
TAOA Subsidy	0	0	100,000	0	100,000
Medicaid - Subsidy	0	0	2,000,000	0	2,000,000
Print Shop Subsidy	0	0	100,000	0	100,000
American Samoa Shipyard Auth. Subsidy	0	0	150,000	0	150,000
Governor's Contingency Fund	0	0	300,000	0	300,000
Small Village/Water Fund	0	0	100,000	0	100,000
ASG System Contract (One Solution)	0	0	400,000	0	400,000
ASG Audit Contract	0	0	430,000	0	430,000
Ceremonial Activities	0	0	400,000	0	400,000
Insurance Premium	0	0	1,400,000	0	1,400,000
Territorial Election	0	0	100,000	0	100,000
EOB Electricity / Water	0	0	0	700,000	700,000
EOB Maintenance	0	0	300,000	0	300,000
Claims & Damages	0	0	100,000	0	100,000
Manu'a Development/Maintenance	0	0	600,000	0	600,000
Manu'a/Swains Transportation	0	0	500,000	0	500,000
ASG Local Fuel Fleet	0	0	500,000	0	500,000
DPS Law Enforcement	0	0	250,000	0	250,000
Immigration Computer System	0	0	100,000	0	100,000
Veterans Stadium Upgrade	0	0	200,000	0	200,000
Summer Youth Program	0	0	100,000	0	100,000
Adopt-A-School	0	0	100,000	0	100,000
Island Beautification	0	0	100,000	0	100,000
LBJ Staff Development/Tech. Trng/Fiji Prog.	0	0	400,000	0	400,000
Sports Development	0	0	500,000	0	500,000
Disaster Relief	0	0	100,000	0	100,000
Former Governor's Allowance	0	0	0	100,000	100,000

AS Water Conservation Program	0	100,000	0	0	0	100,000
ASG Political Status Office	0	200,000	0	0	0	200,000
ASG Membership Dues/Fees	0	100,000	0	0	0	100,000
Governor's Mansion restoration project	0	100,000	0	0	0	100,000
Veterans Affairs Office Events	0	200,000	0	0	0	200,000
Washington DC Consultants	0	200,000	0	0	0	200,000
Drug Enforcement Task Force	0	200,000	0	0	0	200,000
ASCC Nursing Program	0	50,000	0	0	0	50,000
Hope House	0	100,000	0	0	0	100,000
Humanities Council (Local Match)	0	50,000	0	0	0	50,000
Economic Development (Private Sector)	0	250,000	0	0	0	250,000
Leapaga Family - Land Lease	0	50,000	0	0	0	50,000
Shoreline Protection	0	300,000	0	0	0	300,000
Golf Course Club House Renovation	0	450,000	0	0	0	450,000
Pago Harbor Cleanup	0	200,000	0	0	0	200,000

Sub-Total Special Programs: 0 14,730,000 0 3,800,000 0 18,530,000

Total (Basic Operation) 77,292,500 2,485,500 16,481,500 1,314,000 12,035,000 554,000 110,162,500

Federal Grants:	Contractual					All		Total
	Personnel Services	Materials Supplies	Services	Travel	Others	Equipment		
Dept. of Education Grants	33,124,500	14,231,000	3,948,500	1,648,000	4,375,500	1,406,000	58,733,500	
Office of Public Info. Grants	73,000	12,000	422,500	47,500	422,000	160,500	1,137,500	
Arts Council/NEA	239,000	10,000	65,500	0	0	0	314,500	
Public Health Grants	8,005,500	2,794,500	1,528,000	547,000	3,125,500	3,047,500	19,048,000	
Territorial Admin. On Aging	1,000,000	21,000	784,000	18,500	454,000	6,500	2,284,000	
Human & Social Services	6,045,000	1,729,500	68,657,000	477,500	12,803,000	5,403,500	95,115,500	
Vocational Rehabilitation	871,500	26,500	169,000	80,000	142,000	7,000	1,296,000	
Medicaid State Agency	575,500	8,500	683,000	73,500	33,000	6,500	1,380,000	
Protection & Advocacy	487,000	54,000	24,000	92,000	103,000	29,000	789,000	
Dept. of Commerce Grants	1,869,000	74,500	4,105,000	92,500	276,500	38,500	6,456,000	
Dept. of Marine Wildlife Res.	2,231,000	344,500	2,200,000	623,000	100,500	559,500	6,064,500	
AS Environ. Protection Agency	1,836,000	29,500	80,000	61,000	107,000	40,000	2,153,500	
Territorial Energy Office	343,500	111,000	66,500	102,000	266,500	0	889,500	
Historical Preservation (Governor)	287,000	3,000	52,000	20,000	42,000	5,000	409,000	
Restoration Grant (Governor)	306,500	29,000	22,500	0	0	14,000	372,000	
Homeland Security	833,000	100,000	500,000	241,000	279,500	124,000	2,077,500	
Highway Safety	273,000	35,000	132,000	80,000	68,000	160,000	748,000	
MCSAP	231,500	15,000	5,000	24,000	50,000	52,000	377,500	
Boating Safety/DPS	333,000	137,000	230,000	120,000	80,000	300,000	1,200,000	
C-JPA/ Anti-Drug	1,802,000	62,500	512,500	0	0	40,500	2,417,500	
Dept. of Human Resources	935,000	15,000	20,000	20,000	10,000	10,000	1,010,000	
Agriculture Grants	83,500	37,000	15,000	5,000	0	20,500	161,000	
Election Office Grants	392,500	86,000	41,000	42,000	30,000	48,500	640,000	
Public Works Grants	1,130,500	0	0	0	0	0	1,130,500	

Felel Barstow Library Grant	0	10,000	5,000	15,000	48,500	0	78,500
Hospital Authority Grants	278,000	92,000	7,000	96,000	27,000	0	500,000
BHE Grants	3,975,000	188,500	980,500	440,500	3,426,500	3,710,000	12,721,000
Total Federal Grants:	67,561,000	20,256,500	35,255,500	4,972,000	26,270,000	15,189,000	219,504,000


Enterprise Funds:	All							Total
	Personnel Services	Materials Supplies	Contractual Services	Travel	Others	Equipment		
Hospital Authority	29,124,500	23,574,500	4,807,000	203,500	2,616,500	4,674,000	65,000,000	
Board of Higher Education	11,479,000	249,000	339,500	290,500	1,588,000	136,000	14,082,000	
Electric Utility - ASPA	7,936,000	32,608,500	1,700,000	92,000	3,343,500	467,000	46,152,000	
Water Utility - ASPA	4,277,000	4,961,500	8,568,500	46,500	1,801,500	711,500	20,366,500	
Wastewater - ASPA	1,895,500	511,500	9,323,000	46,000	793,000	379,500	13,054,500	
Solid Waste - ASPA	748,000	458,000	2,579,000	9,000	125,000	429,500	4,348,500	
Telecommunication Authority	5,585,700	4,247,700	2,147,400	270,400	7,235,000	4,513,800	24,000,000	
Pago Pago International Airport	2,000,000	0	0	0	0	0	2,000,000	
Public Market	139,500	5,500	0	0	15,000	0	160,000	
Driver's Training	76,000	3,000	3,000	0	23,000	0	105,000	
Road Maintenance	20,000	150,000	380,000	0	0	0	550,000	
Sports Complex	408,000	0	0	0	0	0	408,000	
Housing - DAS	447,500	5,000	0	0	18,000	0	470,500	
Print Shop	167,000	0	0	0	1,500	0	168,500	
Industrial Park	482,000	40,000	44,000	0	34,000	0	600,000	
AS Shipyard Services Authority	733,000	299,000	130,000	20,000	341,000	27,000	1,600,000	
ODAPM - Disaster Asst. & Petroleum	746,000	54,000	4,600,000	119,000	133,000	138,500	5,790,500	
Debt Services	0	0	0	0	14,000,000	0	14,000,000	
Total Enterprise:	66,414,700	67,167,200	34,621,400	1,096,900	32,079,000	11,476,800	212,856,000	


Capital Improvement:	0	0	10,262,500	0	0	0	10,262,500
-----------------------------	---	---	------------	---	---	---	------------

GRAND TOTAL:	211,268,200	89,909,200	146,620,900	7,382,900	70,384,000	27,219,800	552,785,000
---------------------	--------------------	-------------------	--------------------	------------------	-------------------	-------------------	--------------------

Sec 2. Effective date.

This act is effective immediately upon passage by the Legislature and approval by the Governor due to the need to immediately continue proper budget authority for the government.


SAXALI TALAVOU ALE
Speaker, House of Representatives


TUAOLO MANAIA FRUEAN
President of the Senate


APPROVED

Hon. Talauega E. V. Ale
Lt. Governor of American Samoa

NOFOA'IGA TOLUFSEFULU-FITU FONOFAITULAFONO AMERIKA SAMOA

Fono Tele Lona Lua

Nofoa ma usua i Fagatogo, Tutuila, Amerika Samoa
 Aso Gafua, aso sefululua o Iulai
 Lua afe luasefulutasi

O SE TULAFONO E SAUNIA AI MO LE FA'ASOASOAINA O LE PAKETI
 FA'ALETUSAGA A LE MALO O AMERIKA SAMOA MO LE TAUSAGA
 FA'ALETUPE 2022 MA SE ASO TAUALOA VAVE.

Fa'atomuaga:

Ona o se manaoga vave ina ia mafai ona fa'atupeina o mea tatau ma le faagaoioiga
 o le malo, o lenei tulafono o le a taualoa vave pe a pasia e le Fono Faitulafono ma
 fa'amaonia e le Kovana.

IA FA'ATULAFONOINA E LE FONOFAITULAFONO A AMERIKA SAMOA:

**"MATA'UPU I
 AIAIGA LAUTELE**

Maga 1. Alagatupe o tupemaua fuafuaina.

O alagatupe o tupemaua fuafuaina ua fa'amaoniaina mo le fa'asoaga i le
 Paketi Fa'aletausaga a le Malo o Amerika Samoa mo le Tausaga Tupe 2022 i lenei
 tulafono ua fa'aalia i lalo:

(a) Tupemaua lotoifale:

Lafoga.....	\$72,037,500
Laisene ma Pemitā.....	\$1,500,000
Tau fa'ae'e ma Salatupe.....	\$5,500,000
Totogi o Tautua.....	\$7,625,000
Isi mea.....	\$1,500,000
Aofa'iga o Tau e le patino.....	\$6,000,000
Aofa'iga auina mai i totonu.....	\$16,000,000
Aofa'i o Tupe Lotoifale.....	\$110,162,500
e. Fuafuaga mo Fa'aleleiga Tauā	\$10,262,500
i. Tupe Foa'i Fa'apitoa a le Feterale.....	\$219,504,000
c. Tupe mo Galuega Faigata e mana'omia ona faia.....	\$212,856,000

Aofa'i o alatupe o tupemaua fuafuaina i le

Tausaga Tupe 2022.....\$552,785,000

Maga 2. Tupemaua e le'i fa'asoasoina—Fa'amaoniaina ma fa'asoasoina.

I se tulaga e maua e le Malo o Amerika Samoa, po'o so'o sona ofisa tupemaua i totonu o le Tausaga Tupe 2022 mai so'o se alagatupe e le o aofia i le alagatupe o tupemaua ua fa'amaoniaina i lenei tulafono pe ua sili atu fo'i i le fuafuaina o so'o se alatupe o tupemaua e pei ona ta'ua, o ia tupemaua e fa'atulagaina o tupemaua e le'i fa'asoasoina. O le a teuina ia tupemaua i le teugatupe lautele ma ia fa'aavanoaina mo le fa'asoasoina vave e le Fono Faitulafono e aunoa ma le fa'atalitali i le i'uga o le tausaga tupe.

O tupemaua e le'i fa'asoasoina e maua i totonu o le Tausaga Tupe o le 2022 o le a le fa'aaogaina mo so'o se fa'amoemoega vagana ai ua mua'i maua le fa'atagaga ma fa'asoasoina e le Fono Faitulafono. O le a fa'ailoa mai e le Kovana i se taimi vave i le Fono Faitulafono i le taimi lava e maua ai ia tupe aua e le'i fa'asoasoina.

Maga 3. Aofa'iga e maualalo ai le tupemaua.

Afai e fuafua atu e le ali'i-ofisa o le tupe ma le paketi a le malo, o le tupemaua e maualalo i le tupemaua fa'amaonia ua fa'asoasoina i lenei tulafono e sili nai le lua pasene mo le tausaga tupe, ia fa'ailoa vave mai e le Kovana i le Fono Faitulafono. Ia tu'uina mai fo'i ni fuafuaga o suiga o porokalama taufa'aofi a ofisa, tulafono e toefa'aporokalamaina ai po'o fa'asoasoina fa'aopoopo e toefa'atulaga ai le tupe ua pa'u ai. O suiga taufa'aofi po'o le toefa'aporokalamaina ia auiliili mai ai fo'i le fa'aitiitia o le fa'aaluina o tupe mana'omia ina ia mautinoa o le tupemaua moni fuafuaina e tutusa ma le tupefa'aalu moni.

Maga 4. Anuilagi ona o le fa'atamala.

O tupemaua uma ua fa'asoasoina e lenei tulafono e le fa'aaogaina, fa'atulagaina mo le fa'aaogaina, po'o le fa'aaauau atu i tausaga tupe i le lumana'i le tapunia o le Tausaga Tupe 2022, ia toefa'afo'i atu i le Teugatupe Lautele ma e le mafai ona toe fa'aaogaina vagana ua toefa'asoasoina e le Fono Faitulafono.

Mata'upu II

Maga 1. Fa'asoasoina o le paketi.

O le Paketi Fa'ale-Tausaga o le Tausaga Tupe 2022 a le Malo o Amerika Samoa ua fa'amaonia nei ma fa'asoasoina mo ofisa fa'asoina, ma ua fa'atagaina e fa'aaoga ia tupe ma'oti e pei ona fa'aalia i lalo:

**Malo o Amerika Samoa
Tupe Maua Fa'asoasoa Fuafuaina
Paketi Fa'ai'u-Tausaga Tupe 2022**

Alaga Tupe o Tupe Maua	Aofaiga tonu TT2019	Aofaiga tonu TT 2020	Fuafuaina TT 2021	Fuafuaina TT 2022
Lafoga:				
Lafoga a pisinisi	12,000,000	13,000,000	16,000,000	16,300,000
Lafoga Tupe Maua a Tagata	25,500,000	25,500,000	27,000,000	27,537,500
Lafoga Oloa-Lautele	21,559,000	22,000,000	23,000,000	23,200,000
Lafoga Apainu Suamalie	3,500,000	3,447,500	3,000,000	3,000,000
Tupe toote fa'aaauu I le Tausaga Fou	2,000,000	2,000,000	2,000,000	2,000,000
Aofaiga fa'aaauu a lafoga	64,559,000	65,947,500	71,000,000	72,037,500
Laisene ma Pemitā	1,500,000	1,500,000	1,500,000	1,500,000
Taufa'ae'e ma Sala Tupe	4,700,000	4,800,000	5,000,000	5,500,000
Totogi Fa'ae'e mo Tautua				
Pulega o le Taulaga	3,300,000	3,500,000	4,500,000	4,600,000
Fa'aaoga Totogi ma Lisi	2,200,000	2,200,000	2,000,000	2,100,000
O Isi	600,000	600,000	600,000	925,000
Aofa'iga fa'aaauu mo Tautua Taufa'ae'e	6,100,000	6,300,000	7,100,000	7,625,000
Mea Ese'ese:				
Fasene o Tupe Maua	10,000	10,000	10,000	10,000
Iuga o Fa'amasinoga/Totogi faataga	50,000	50,000	260,000	260,000
O Isi	2,000,000	4,721,000	4,000,000	1,230,000
Aofa'iga fa'aaauu o Mea Ese'ese	2,060,000	4,781,000	4,270,000	1,500,000
Taufa'ae'e i Va-o-matagaluega				
Tau le patino	5,000,000	5,000,000	5,000,000	6,000,000
Aofa'i Taufa'ae'e i Va-o-matagaluega	5,000,000	5,000,000	5,000,000	6,000,000
Tu'uina mai i totonu:				
Tupe faapitoa mai le Feterale	1,000,000	1,000,000	1,000,000	1,000,000
Faateleiga o Falea'oga	1,500,000	1,500,000	3,021,500	2,729,000
Tupe Fesoasoani a le Initeria	12,271,000	12,271,000	12,271,000	12,271,000
Aofa'i o Tu'uina mai i Totonu	14,771,000	14,771,000	16,292,500	16,000,000
Aofa'iga fa'aaauu o Tupe Maua	98,690,000	103,099,500	110,162,500	110,162,500

MALO O AMERIKA SAMOA
Tausaga Tupe 2022 Paketi Fa'ai'u
Otootoga o Fa'asoaga - Tupe Maua

Matagaluega/Ofisa	Talosaga Fa'avao	Iniferia		Foi Tupe		Foi Tupe		Foi Tupe		Paketi	
		Fesoasoani	Fesoasoani	Fa'apitua Feterale	Fa'apitua Feterale	Fuafuaina TT 2022	Fuafuaina TT 2022	Fa'amaonia TT2021			
Aoaga/Aganu'u:											
Matagaluega o A'oga	17,069,000	6,480,000	23,548,000	58,733,500	82,281,500	77,985,000					
Porokalama mo Sikolasipi	1,400,000	0	1,400,000	0	1,400,000	1,400,000					
Ofisa o Fa'asalalauga Lautele	1,535,000	0	1,535,000	1,137,500	2,672,500	2,110,500					
Falemata'aga	230,000	0	230,000	314,500	544,500	422,000					
Aofa'i:	20,233,000	6,480,000	26,713,000	60,185,500	86,698,500	81,917,500					
Soifua Maloaina:											
Matagaluega o le Soifua Maloaina	2,623,500	0	2,623,500	19,040,000	21,671,500	22,263,500					
Pulega o Tagata Matitua	400,000	0	400,000	2,284,000	2,684,000	2,652,000					
Tagata ma Tautua Lautele	0	0	0	95,115,500	95,115,500	25,624,500					
Vaega fesoasoani faafoisia le malosi	55,000	0	55,000	1,296,000	1,351,000	1,277,500					
Ofisa Medicaid	560,000	0	560,000	1,380,000	1,940,000	1,940,000					
Puipuga ma Puluvaaga	0	0	0	789,000	789,000	794,000					
Aofa'i:	3,638,500	0	3,638,500	119,912,500	123,551,000	54,551,500					
Atina'e Tamaoaliga:											
Matagaluega Fa'atoaga	1,615,500	0	1,615,500	161,000	1,776,500	1,365,000					
Matagaluega Fefa'ataua'iga	622,000	0	622,000	6,456,000	7,078,000	3,835,000					
Tamaoaliga Sami ma Vaomatua	315,000	0	315,000	6,064,500	6,379,500	6,271,000					
Vaega mo Tagata Asiasi	743,500	0	743,500	0	743,500	743,500					
Aofa'i:	3,296,000	0	3,296,000	12,681,500	15,977,500	12,214,500					
Fa'asoaga & Si'omaga											
Puipuga Si'omaga Am. Samoa	0	0	0	2,153,500	2,153,500	2,051,000					
Ofisa Eretia o le Teritori	0	0	0	889,500	889,500	845,000					
Puipuga Mea Sina Fa'atakiti'u(Kovana)	0	0	0	409,000	409,000	405,000					
Tupe Fesoasoani mo galuega toe faaleleia (Kovana)	0	0	0	372,000	372,000	372,000					
Paka ma Matae Tz'alo	1,000,000	0	1,000,000	0	1,000,000	814,000					
Aofa'i:	1,000,000	0	1,000,000	3,824,000	4,824,000	4,487,000					
Femalagaiga:											
Pulega o le Taulaga	2,504,000	641,000	3,145,000	0	3,145,000	3,000,000					
Aofa'i:	2,504,000	641,000	3,145,000	0	3,145,000	3,000,000					

Matagaluega/Ofisa	Initefia		Foa'i Tupe		Paketi	
	Talosaga Fa'avae	Foa'i Tupe Fesoasoani	Aofaiga Fuafuaina	Fa'apitoa Fetatele	Fuafuaina TT 2022	Paketi Fa'amaonia TT 2021
Puipuiuga Saogalemu Lautele						
Puipuiuga Saogalemu Lautele	6,144,000	1,220,000	7,364,000	0	7,364,000	6,504,000
Puipuiuga o le Atumu'u (OTICIDE)	1,000,000	0	1,000,000	2,077,500	3,077,500	3,809,500
Saogalemu i Alatele	0	0	0	748,000	748,000	782,000
MCSAP	0	0	0	377,500	377,500	356,000
Saogalemu o Va'a	0	0	0	1,200,000	1,200,000	1,005,500
CJPA/Tete'e Vaileau Fa'asaina	152,500	0	152,500	2,417,500	2,570,000	2,495,500
Aofa'i:	7,296,500	1,220,000	8,516,500	6,820,500	15,337,000	14,952,500

Malo Lautele:	Initefia		Foa'i Tupe		Paketi	
	Talosaga Fa'avae	Foa'i Tupe Fesoasoani	Aofaiga Fuafuaina	Fa'apitoa Fetatele	Fuafuaina TT 2022	Paketi Fa'amaonia TT 2021
Malo Lautele:						
Ofisa o le Kovana	6,827,500	0	6,827,500	0	6,827,500	5,648,000
Matagaluega o Tautua Fa'alepulega	955,000	0	955,000	0	955,000	853,000
Ofisa o Fa'atanga	1,415,500	0	1,415,500	0	1,415,500	1,315,500
Ofisa o Pulea Meatotino	471,000	0	471,000	0	471,000	426,000
Matagaluega o Tupe	6,409,000	0	6,409,000	0	6,409,000	6,200,000
Matagaluega o Galuega Lautele	4,382,500	2,320,000	6,702,500	1,130,500	7,833,000	8,724,000
Matagaluega o Mataupu tau Tulafono	1,995,000	745,000	2,740,000	0	2,740,000	2,579,000
Ofisa o le Malo Lotofale	2,628,000	0	2,628,000	0	2,628,000	2,283,500
Matagaluega o Tagatafaigaluega	1,655,500	0	1,655,500	1,010,000	2,665,500	2,616,000
Ofisa Aigagatupe Tagatafaigaluega-fa'alavelave fa'afuasei	330,000	0	330,000	0	330,000	306,000
Ofisa o le Loia Fautus Lautele	440,000	0	440,000	0	440,000	430,000
Ofisa o Palota	617,500	0	617,500	640,000	1,257,500	1,708,000
Ofisa Su'etusi Fa'alotofale	350,500	0	350,500	0	350,500	335,000
Matagaluega tau Tupulaga ma Tina	525,500	0	525,500	0	525,500	784,500
Ofisa o le Fa'amasino o Tulafono Taupulega	310,000	0	310,000	0	310,000	334,000
Ofisa o Fuafuaga & Paketi	620,000	0	620,000	0	620,000	793,500
Faletusi Feleti Barstow	335,000	0	335,000	78,500	413,500	412,000
Aofa'i:	30,887,500	3,065,000	33,932,500	2,859,000	36,791,500	35,748,000

Aofa'i fa'avaau mo Forokalama:	68,835,500	11,406,000	80,241,500	206,283,000	286,524,500	205,871,000
---------------------------------------	-------------------	-------------------	-------------------	--------------------	--------------------	--------------------

Matagaluega/Ofisa	Initefia		Foa'i Tupe		Paketi	
	Talosaga Fa'avae	Foa'i Tupe Fesoasoani	Aofaiga Fuafuaina	Fa'apitoa Fetatele	Fuafuaina TT 2022	Paketi Fa'amaonia TT 2021
Fono Fautulafono						
Fa'amasinoga Mauuluga	8,116,500	0	8,116,500	0	8,116,500	7,416,500
Fa'amasinoga Lotofale	2,409,500	865,000	865,000	0	865,000	865,000
Aofa'i fa'avaau Fono & Fa'amasinoga	10,526,000	865,000	11,391,000	0	11,391,000	10,659,000

Aofa'i:	79,361,500	12,271,000	91,632,500	206,283,000	297,915,500	217,530,000
----------------	-------------------	-------------------	-------------------	--------------------	--------------------	--------------------

POROKALAMA FA'APITOA	Talosaga Fa'avae		Initeria		Foa'i Tupe		Paketi	
	Talosaga Fa'avae	Foa'i Tupe Fesoasoani	Anfaiga Fuafuaina	Fa'apitoa Feterale	Fuafuaina TT 2022	Fa'amaonia TT 2021		
Tupe Fesoasoani - Puleaga a le Falema'i	2,000,000	0	2,000,000	0	2,000,000	2,000,000		
KAM Foa'i Tupe Fesoasoani	1,000,000	0	1,000,000	0	1,000,000	1,000,000		
Teugatupe Lautle Malaeva'alele	1,000,000	0	1,000,000	0	1,000,000	1,000,000		
Tupe fesoasoani mo vaega o ta'aloa	300,000	0	300,000	0	300,000	300,000		
Tupe Fesoasoani-Vaega o Fale	350,000	0	350,000	0	350,000	350,000		
Fesoasoani mo le faalelele o Auata	1,000,000	0	1,000,000	0	1,000,000	1,000,000		
Porokalama Fesoasoani mo Faatoaga	100,000	0	100,000	0	100,000	100,000		
Porokalama Fesoasoani mo Faigataiva	100,000	0	100,000	0	100,000	100,000		
Tupe Fesoasoani mo le Ofisa o Tagata Matutua	100,000	0	100,000	0	100,000	100,000		
Fesoasoani mo le Medicaid	2,000,000	0	2,000,000	0	2,000,000	2,000,000		
Tupe Fesoasoani mo le Fale Lomi Tusi	100,000	0	100,000	0	100,000	100,000		
Fesoasoani-Puleaga o Meatosovaa a Amerika Samoa	150,000	0	150,000	0	150,000	150,000		
Teugatupe Fa'aleoigo a le Kovana	300,000	0	300,000	0	300,000	300,000		
Teugatupe Nu'u Laiti/Vai	100,000	0	100,000	0	100,000	100,000		
Konekarate Komupiuta a le Malo (IFAS)	400,000	0	400,000	0	400,000	400,000		
Konekarate Su'etusi ASG	430,000	0	430,000	0	430,000	430,000		
Gaoioiga Fa'a-le-Aganu'u	400,000	0	400,000	0	400,000	300,000		
Totogi o Inisiua	1,400,000	0	1,400,000	0	1,400,000	1,400,000		
Palota Fa'ale-teritori	100,000	0	100,000	0	100,000	100,000		
EOB Eletise/Vai	700,000	0	700,000	0	700,000	700,000		
Galuega fa'alelelele mo le EOB	300,000	0	300,000	0	300,000	300,000		
Talosaga & mea Fa'aleagalina	100,000	0	100,000	0	100,000	100,000		
Toe Atina'e/Fa'alelelele Manu'a	600,000	0	600,000	0	600,000	750,000		
Femalagaiga i Manu'a/Swains	500,000	0	500,000	0	500,000	400,000		
Suuu Fuava'a Lotofale a Malo o Am. Samon	500,000	0	500,000	0	500,000	500,000		
Fa'amalosiga tulafono-Ofisa PuiPuiga Lautele	250,000	0	250,000	0	250,000	100,000		
Fa'alelelele o Komupiuta alo Femalagaiga	100,000	0	100,000	0	100,000	100,000		
Faalelelele o le Stadium	200,000	0	200,000	0	200,000	300,000		
Porokalama Aulalavou - Taumafanafana	100,000	0	100,000	0	100,000	250,000		
Porokalama fesoasoani i A'oga	100,000	0	100,000	0	100,000	200,000		
Faamatagofie o le Motu	100,000	0	100,000	0	100,000	100,000		
Faalelelele o le Aulalaluga a le Maota gasegase-LBJ	400,000	0	400,000	0	400,000	200,000		
Atina'e mo Taaloga	500,000	0	500,000	0	500,000	250,000		
Fesoasoani mo Faataveaveave faanatura	100,000	0	100,000	0	100,000	100,000		
Aialani a sa avea muamua ma Kovana	100,000	0	100,000	0	100,000	102,000		
Porokalama o le faasalaina o le suavai	100,000	0	100,000	0	100,000	100,000		
Ofisa o Tulaga 'Tau Polikiiki a le Malo	200,000	0	200,000	0	200,000	100,000		
Saofaga/Pili o le avea o Amerika Samoa ma Totino	100,000	0	100,000	0	100,000	50,000		
Faalelelelele o le Maota o le Kovana	100,000	0	100,000	0	100,000	200,000		
Mea fat a le Ofisa o Fitafita Tual	200,000	0	200,000	0	200,000	0		
Sui e Faafesootei i le Laumua (DC)	200,000	0	200,000	0	200,000	200,000		
Komititi o le Faamalosia o tulafono i Vaiala'au/Fualaau	200,000	0	200,000	0	200,000	500,000		
Porokalama Aoga Tausima'i i le ASCC	50,000	0	50,000	0	50,000	50,000		
Fesoasoani i le Hope House/Fatuaiga	100,000	0	100,000	0	100,000	100,000		

Tupe fa'atatau ai tupe mai fafo - Humanities Council	50,000	0	50,000	0	50,000	50,000
Afina'e o le Tamaoaiga/Vaega tua	250,000	0	250,000	0	250,000	300,000
List o fanua o le Aiga Leapaga	50,000	0	50,000	0	50,000	21,000
Puipuliga o le talafatal ma matafaga	300,000	0	300,000	0	300,000	500,000
Toe faafouina o le Fale Kalapu i le Malaetapolo	450,000	0	450,000	0	450,000	200,000
Faamamaina o le Taulaga o vaa	200,000	0	200,000	0	200,000	100,000
Vaega Galulue-Mataupu tau Faigataiva i Amerika Samoa	0	0	0	0	0	100,000
Fausaga ale Malo/Galuega faaleleia o Aoga	0	0	0	0	0	500,000
Faaleleia-Faletaalo Aoga Matauluga	0	0	0	0	0	500,000
Tusi Talataasolopito o Amerika Samoa	0	0	0	0	0	100,000
Faletaalo mo Tupulaga i Sisifo	0	0	0	0	0	700,000
Totogi o tagata sa tofia e le Kovana i galuega	0	0	0	0	0	1,000,000
Lipeaina o le fale Faamasino	0	0	0	0	0	700,000
Le men fa'atau ai le suavaia/alasavali i Lebiafua	0	0	0	0	0	500,000
Tausia ma le faaleleia o auata i Manu'a	0	0	0	0	0	500,000
Aofa'i Porokalama Fa'apitoo:	18,530,000	0	18,530,000	0	18,530,000	22,753,000

Aofa'i Galuega Fa'avae:	97,891,500	12,271,000	110,162,500	206,283,000	316,445,500	240,283,000
--------------------------------	-------------------	-------------------	--------------------	--------------------	--------------------	--------------------

Aofa'iga Galuega Tetele:	0	10,262,500	10,262,500	0	10,262,500	10,280,000
---------------------------------	----------	-------------------	-------------------	----------	-------------------	-------------------

Aofa'iga Tupe Fa'asoaso:	97,891,500	22,533,500	120,425,000	206,283,000	326,708,000	250,563,000
---------------------------------	-------------------	-------------------	--------------------	--------------------	--------------------	--------------------

TEUGATUPE TAUSI	Talosaga Fa'avae	Iniferia		Foi Tupe		Paketi	
		Fesosoani	Foi Tupe	Fa'apitoo Fetatele	Fuafuaina TT 2022	Fa'amasonia TT 2021	
Pulega a lo Falenai	57,100,000	7,900,000	500,000	65,500,000	65,500,000	65,500,000	
Komiti o le Kolisi Tu'ufa'atasi	12,724,000	1,358,000	12,721,000	26,803,000	14,110,000	14,110,000	
Iutulia eletise - ASPA	46,152,000	0	46,152,000	46,152,000	48,370,000	48,370,000	
Iutulia o le Vai - ASPA	20,366,500	0	20,366,500	20,366,500	20,786,500	20,786,500	
..Suavaivale Lafoai - ASPA	13,054,500	0	13,054,500	13,054,500	13,092,000	13,092,000	
Otaota Lafoai - ASPA	4,348,500	0	4,348,500	4,348,500	5,750,000	5,750,000	
Pulega o Feso'otaiga	24,000,000	0	24,000,000	24,000,000	21,133,000	21,133,000	
Malae Va'alale	2,030,000	0	2,030,000	2,000,000	3,000,000	3,000,000	
Maketi mo le Lautele	160,000	0	160,000	160,000	102,500	102,500	
A'oga Aveta'avale	105,000	0	105,000	105,000	93,500	93,500	
Fa'aleleia o Aiatele	550,000	0	550,000	550,000	550,000	550,000	
Tupe fesosoani mo vaega o taloga	408,000	0	408,000	408,000	394,000	394,000	
Fale Nofu Totogi - DAS	470,500	0	470,500	470,500	400,000	400,000	
Fale Lomi Tusi	168,500	0	168,500	168,500	120,000	120,000	
Paka mo Pisinisi	600,000	0	600,000	600,000	600,000	600,000	
Pulega o Auaunaga mo Vaa	1,600,000	0	1,600,000	1,600,000	1,600,000	1,600,000	
ODAPM-Fesosoani mo Faalavelave faafuasoli/Suauu	5,790,500	0	5,790,500	5,790,500	5,790,500	5,790,500	
Aitalafu Tausaga Tuana'i (Tautua)	14,000,000	0	14,000,000	14,000,000	14,000,000	14,000,000	
Aofa'i Teugatupe Fa'aleoleo:	203,598,000	9,258,000	212,856,000	13,221,000	226,077,000	215,392,000	

TU'UFA'ATASIGA ATOA:	301,489,500	31,791,500	333,281,000	219,504,000	552,785,000	465,955,000
-----------------------------	--------------------	-------------------	--------------------	--------------------	--------------------	--------------------

MALO O AMERIKA SAMOA
Tausaga Tupe 2022 Paketi Fa'ai'u
Tupe Maua

Matagaluega/Ofisa	Tagata Faigaluega	Oloa ma Sapalai	Galuega Konekarate	Malaga	Isi Mea Uma	Mea Faigaluega	Aofai'
Matagaluega o A'oga	20,567,000	365,000	448,500	10,000	2,157,500	0	23,548,000
Tupe Fesoasoani o Sikolasipi	0	0	0	100,000	1,300,000	0	1,400,000
Ofisa o Fa'asataiuga Lautele	1,369,000	4,000	9,500	2,000	149,000	1,500	1,535,000
Matagaluega o le Solfua Maloaina	2,103,500	0	0	0	520,000	0	2,623,500
Matagaluega o Fa'ato'aga	1,533,000	2,500	18,000	2,000	60,000	0	1,615,500
Matagaluega o Fefa'ataua'iga	468,000	12,000	45,000	35,000	52,000	10,000	622,000
Tamaoaiga Sami ma Vaomatua	259,000	6,000	7,000	0	41,000	0	315,000
Vaega mo Tagata Asiasi	381,000	37,500	78,500	45,000	161,500	40,000	743,500
Paka ma Taloga	782,500	20,000	35,000	5,000	149,000	8,500	1,000,000
Puleaga o le Taulaga	2,349,000	53,000	227,000	19,000	497,000	0	3,145,000
Matagaluega o le Saogalemu Lautele	6,450,000	113,000	4,000	5,000	792,000	0	7,364,000
Puipuga o le Atunu'u (OTICIDE)	859,500	21,000	9,500	0	110,000	0	1,000,000
Ofisa o le Kovana	4,817,500	190,000	430,000	410,000	690,000	290,000	6,827,500
Matagaluega o Tautua Fa'alepulega	806,000	46,500	5,000	5,000	47,500	45,000	955,000
Ofisa o Fa'atauga	1,288,500	28,000	4,000	0	75,000	20,000	1,415,500
Ofisa e Pulea Meotino	453,500	2,000	0	0	15,500	0	471,000
Matagaluega o Tupe	6,063,000	64,000	11,500	51,500	209,000	10,000	6,409,000
Matagaluega o Galuega Lautele	6,401,000	29,500	0	16,000	256,000	0	6,702,500
Matagaluega o Mata'upu tau Tulafono	2,488,500	21,000	36,000	45,000	149,500	0	2,740,000
Ofisa o le Malo Lotoifale	2,584,000	7,000	0	6,000	31,000	0	2,628,000
Matagaluega o Tagatafaigaluega	1,601,500	18,500	3,000	4,500	13,000	15,000	1,655,500
Ofisa Alagatupe Tagatafaigaluega-faalavelave fa'afuasei	300,000	5,500	5,000	3,500	14,000	2,000	330,000
Ofisa o le Lolo Fautua Lautele	395,000	3,000	1,000	10,000	31,000	0	440,000
Ofisa o Palota	581,500	5,500	2,000	0	28,500	0	617,500
Ofisa o le Su'etusi o le Teritori	324,000	5,000	3,000	2,000	16,500	0	350,500
Matagaluega Tau Tupulaga ma Tina	833,000	12,000	5,000	5,000	50,500	20,000	925,500
Falemata'aga (Lotoifale)	188,500	5,000	0	0	36,500	0	230,000
Vaega ole tu'uiliitia o le solitulafono(Lotoifale)	150,500	0	0	0	2,000	0	152,500
T.A.O.A. (Lotoifale)	252,000	2,000	136,000	0	10,000	0	400,000
Vaega Fesoasoani Faafoisia le malos(Lotoifale)	0	55,000	0	0	0	0	55,000
Ofisa Medicaid (Lotoifale)	264,500	25,500	161,000	46,500	46,500	16,000	560,000
Fa'amasino o Tulafono Fa'alepulega	247,500	10,500	5,000	4,500	15,500	27,000	310,000
Falefusi Feletii Barstow	270,500	6,500	15,000	0	43,000	0	335,000
Ofisa o Fuafuaga & Paketi	694,000	14,000	4,000	10,000	55,000	43,000	820,000
Aofa Iga fa'aaunu pea:	68,126,000	1,192,000	1,708,500	842,500	7,824,500	548,000	80,241,500

Matagaluega/Ofisa	Tagata		Oloa ma		Galuega		Isi		Mea		Aofa'i
	Faigaluega	Sapalai	Sapalai	Konakarate	Malaga	Mea Uma	Faigaluega	Mea Uma	Faigaluega		
Fono Faitulafono	6,132,000	1,258,500	0	0	446,000	280,000	0	280,000	0	8,116,500	
Fa'amasinoga Sili	784,500	15,000	0	21,000	12,500	26,000	0	26,000	6,000	865,000	
Fa'amasino Lotoifale	2,250,000	20,000	0	22,000	13,000	104,500	0	104,500	0	2,409,500	
Aofa'i le tumau:	9,166,500	1,293,500	42,000	471,500	6,000	410,500	6,000	410,500	6,000	11,391,000	

Porokalama Fa'apitoa:	Tagata		Oloa ma		Galuega		Isi		Mea		Aofa'i
	Faigaluega	Sapalai	Sapalai	Konakarate	Malaga	Mea Uma	Faigaluega	Mea Uma	Faigaluega		
Tupe Fesoasoani - Puleaga a le Falema'i	0	0	0	0	0	2,000,000	0	2,000,000	0	2,000,000	
Komitii A'oa'oga Maua'uga Tupe Fesoasoani	0	0	0	0	0	1,000,000	0	1,000,000	0	1,000,000	
Teugatupe Lautele Malaeva'alele	0	0	0	1,000,000	0	0	0	0	0	1,000,000	
Tupe fesoasoani mo vaega o ta'aloga	0	0	0	300,000	0	0	0	0	0	300,000	
Tupe fesoasoani-Vaega o Fale	0	0	0	350,000	0	0	0	0	0	350,000	
Fesoasoani mo le faaleleia o Auula	0	0	0	1,000,000	0	0	0	0	0	1,000,000	
Porokalama Fesoasoani mo Faatoaga	0	0	0	100,000	0	0	0	0	0	100,000	
Porokalama Fesoasoani mo Faigataiva	0	0	0	100,000	0	0	0	0	0	100,000	
Tupe fesoasoani mo le Ofisa o Tagata Matutua	0	0	0	100,000	0	0	0	0	0	100,000	
Fesoasoani mo le Medicaid	0	0	0	2,000,000	0	0	0	0	0	2,000,000	
Fesoasoani mo le Fale Lomi Tusi	0	0	0	100,000	0	0	0	0	0	100,000	
Fesoasoani-Pulega o Meatosovaa a Amerika Samoa	0	0	0	150,000	0	0	0	0	0	150,000	
Teugatupe Fa'aleoteo - Ofisa Kovana	0	0	0	300,000	0	0	0	0	0	300,000	
Teugatupe Nu'u Laiti/Vai	0	0	0	100,000	0	0	0	0	0	100,000	
Konekarate Komipiuta a le Malo (IFAS)	0	0	0	400,000	0	0	0	0	0	400,000	
Konekarate Su'etusi ASG	0	0	0	430,000	0	0	0	0	0	430,000	
Gaioiga Fa'a-le-Aganu'u	0	0	0	400,000	0	0	0	0	0	400,000	
Topogi o Inisliua	0	0	0	1,400,000	0	0	0	0	0	1,400,000	
Palota Fa'ate-teritori	0	0	0	100,000	0	0	0	0	0	100,000	
EOB Eletise/Vai	0	0	0	0	0	700,000	0	700,000	0	700,000	
Galuega fa'aleleia mo le EOB	0	0	0	300,000	0	0	0	0	0	300,000	
Talosaga & mea Fa'aleagaina	0	0	0	100,000	0	0	0	0	0	100,000	
Toe Atha'e/faaleleia Manu'a	0	0	0	600,000	0	0	0	0	0	600,000	
Femalagaiga I Manu'a/Swains	0	0	0	500,000	0	0	0	0	0	500,000	
Suuu Fuava'ota Lotoifale a le Malo o Am. Samoa	0	0	0	500,000	0	0	0	0	0	500,000	
Fa'amalosiga Iulafono-Ofisa Puipuga Lautele	0	0	0	250,000	0	0	0	0	0	250,000	
Faaleleiga o Komipiuta a le Femalagaiga	0	0	0	100,000	0	0	0	0	0	100,000	
Faaleleia o le Stadium	0	0	0	200,000	0	0	0	0	0	200,000	
Porokalama Aulavou-Taumafanafana	0	0	0	100,000	0	0	0	0	0	100,000	
Porokalama fesoasoani I A'oga	0	0	0	100,000	0	0	0	0	0	100,000	
Faamatagofeina o'le Motu	0	0	0	100,000	0	0	0	0	0	100,000	
Faaleleia Aufaigaluega LBJ/Aoga Faafomati i Fiti	0	0	0	400,000	0	0	0	0	0	400,000	
Aima'e mo Taaloga	0	0	0	500,000	0	0	0	0	0	500,000	
Fesoasoani mo Faalavelave-faanatura	0	0	0	100,000	0	0	0	0	0	100,000	
Alauni a e sa aveva muamua ma Kovana	0	0	0	0	0	100,000	0	100,000	0	100,000	

Porokalama o le fa'asaoina o le suavai	0	0	100,000	0	0	0	100,000	0	0	0	100,000
Ofisa o Tulaga Tau P'olokiki a le Malo	0	0	200,000	0	0	0	200,000	0	0	0	200,000
Saofaga/Pili o le avega o Amerika Samoa ma Totino	0	0	100,000	0	0	0	100,000	0	0	0	100,000
Faaleleia o le Maota o le Kovana	0	0	100,000	0	0	0	100,000	0	0	0	100,000
Mea fai a le ofisa o Fitaifita Tuai	0	0	200,000	0	0	0	200,000	0	0	0	200,000
Sui e Faafesootai i le Laumua(DC)	0	0	200,000	0	0	0	200,000	0	0	0	200,000
Komiti o le Faamalosiā tulafono i Vaiala'u/Fualaau	0	0	50,000	0	0	0	50,000	0	0	0	50,000
Porokalama Aoga Tausimai i le ASCC	0	0	100,000	0	0	0	100,000	0	0	0	100,000
Fesoasoani i le Hope House/Fatuoaiga	0	0	50,000	0	0	0	50,000	0	0	0	50,000
Tupe faafetaui ai tupe mai fafo - Humanities Council	0	0	50,000	0	0	0	50,000	0	0	0	50,000
Aina'e o le Tamaoaiga (Vaega tua)	0	0	250,000	0	0	0	250,000	0	0	0	250,000
Lisi o fanua o le Aiga Leapaga	0	0	50,000	0	0	0	50,000	0	0	0	50,000
Puipuga o le talafatai ma matafaga	0	0	300,000	0	0	0	300,000	0	0	0	300,000
Toe faafouina o le Fale Kalapu i le Malaetapolo	0	0	450,000	0	0	0	450,000	0	0	0	450,000
Faamamaina o le Taulaga o vaa	0	0	200,000	0	0	0	200,000	0	0	0	200,000

Aofa'iga fa'avaau mo Porokalama Fa'apitoa: 0 0 14,730,000 0 3,800,000 0 18,530,000

Aofa'i (Galuega Fa'avae): 77,292,500 2,485,500 16,481,500 1,314,000 12,035,000 554,000 110,162,500

Fesoasoani mai le Malo Tele:	Tagata		Oloa ma		Galuega		Malaga	Isi		Mea	Aofa'i
	Faigaluega	Sapalai	Sapalai	Konekarate	Mea Uma	Faigaluega		Mea Uma	Faigaluega		
Foai mo le Matagaluega o A'oga	33,124,500	14,231,000	3,948,500	1,648,000	4,375,500	1,406,000	58,733,500	422,000	160,500	1,137,500	1,137,500
Foai mo le Ofisa o Fa'asalailauga Lautele	73,000	12,000	422,500	47,500	422,000	160,500	1,137,500	0	0	0	314,500
Fono Tomai o Falemata'aga & agaifanua	235,000	10,000	65,500	0	0	0	314,500	3,125,500	3,047,500	6,500	19,048,000
Foai-Matagaluega o le Soifua Malo'oloina	6,005,500	2,794,500	1,528,000	547,000	3,125,500	3,047,500	19,048,000	454,000	6,500	6,500	2,284,000
Puleaga o Tagata Matutua	1,000,000	21,000	784,000	18,500	454,000	38,500	2,284,000	12,803,000	5,403,500	7,000	95,115,500
Tagata ma Tautua Lautele	6,045,000	1,729,500	68,657,000	477,500	12,803,000	5,403,500	95,115,500	142,000	7,000	1,296,000	1,296,000
Vaega fesoasoani faafolisia le malosi	871,500	26,500	169,000	80,000	142,000	7,000	1,296,000	33,000	6,500	1,380,000	1,380,000
Porokalama Medicaid	575,500	8,500	683,000	73,500	33,000	6,500	1,380,000	103,000	29,000	789,000	789,000
Puipuga ma Puluvaaga	487,000	54,000	24,000	92,000	103,000	29,000	789,000	276,500	38,500	38,500	6,456,000
Foai mo le Matagaluega o Fefalataua'iga	1,369,000	74,500	4,105,000	92,500	276,500	38,500	6,456,000	100,500	559,500	40,000	2,153,500
Tamaoaiga Sami ma Vaomatua	2,231,000	344,500	2,200,000	629,000	100,500	559,500	2,153,500	107,000	40,000	0	889,500
Puipuga Sibmaga Amerika Samoa	1,836,000	29,500	80,000	61,000	107,000	40,000	889,500	266,500	5,000	5,000	409,000
Ofisa Enetia o le Teritori	343,500	111,000	66,500	102,000	266,500	5,000	409,000	42,000	14,000	14,000	372,000
Puipuga Mea Sina Fa'ataiatu'u	267,000	3,000	52,000	20,000	42,000	5,000	409,000	0	0	0	372,000
Tupe Fesoasoani mo galuega toa faaleleia (Kovana)	306,500	29,000	22,500	0	0	14,000	372,000	279,500	124,000	124,000	2,077,500
Puipuga o le Atunuu'u	833,000	100,000	500,000	241,000	279,500	124,000	2,077,500	58,000	160,000	160,000	748,000
Saogalemua o Alatele	273,000	35,000	132,000	80,000	58,000	160,000	748,000	50,000	52,000	52,000	377,500
MCSAP	231,500	15,000	5,000	24,000	50,000	52,000	377,500	80,000	300,000	300,000	1,200,000
Saogalemua o Va'a/DPS	333,000	137,000	230,000	120,000	80,000	300,000	1,200,000	0	0	0	2,417,500
CJPA-Ofisa o Fuafuaga o Soligatulafono	1,802,000	62,500	512,500	0	10,000	40,500	2,417,500	10,000	10,000	10,000	1,010,000
Matagaluega Tagata Faigaluega	935,000	15,000	20,000	20,000	10,000	10,000	1,010,000	5,000	0	0	161,000
Foai mo le Matagaluega o Faatoaga	83,500	37,000	15,000	15,000	30,000	20,500	161,000	30,000	48,500	48,500	640,000
Foai mo le Ofisa o Palota	392,500	86,000	41,000	41,000	30,000	48,500	640,000				

Foai mo le Malagaluga o Galuega Lautele	1,130,500	0	0	0	0	0	0	0	0	1,130,500
Foai mo le Faleiusi a Feleti Barstow	0	10,000	5,000	15,000	48,500	0	0	0	0	78,500
Foai mo le Puleaga Falemai	278,000	32,000	7,000	96,000	27,000	0	0	0	0	500,000
Komitii A'oa'oga Mauluga Tupe Fesoasoani	3,975,000	188,500	980,500	440,500	3,426,500	3,710,000	12,721,000	0	0	12,721,000
Aofa'i Fesoasoani Malo Tele:	67,561,000	20,256,500	85,255,500	4,972,000	26,270,000	15,189,000	219,504,000			

Teugatupe Tausi:	Tagata		Oloa ma		Galuega		Isi		Mea		Aofa'i
	Faigaluega	Sapalai	Sapalai	Konekarate	Malaga	Mea Uma	Faigaluega	Mea Uma	Faigaluega		
Puleaga o le Falemai	29,124,500	23,574,500	4,807,000	203,500	2,616,500	4,674,000	65,000,000				
Komitii o le Kolisi Tu'ufatasi	11,479,000	249,000	339,500	290,500	1,588,000	136,000	14,082,000				
Iutitia o le eletise - ASPA	7,936,000	32,500,500	1,700,000	92,000	3,348,500	467,000	46,152,000				
Iutitia o le Vai - ASPA	4,277,000	4,961,500	8,568,500	46,500	1,801,500	711,500	20,366,500				
Suavaivale Lafoai - ASPA	1,995,500	511,500	9,323,000	46,000	799,000	379,500	13,054,500				
Oloa Lafoai - ASPA	748,000	458,000	2,579,000	9,000	125,000	429,500	4,348,500				
Puleaga o Feso'otaga	5,585,700	4,247,700	2,147,400	270,400	7,235,000	4,513,800	24,000,000				
Malae Va'atele	2,000,000	0	0	0	0	0	2,000,000				
Maketi Lautele	139,500	5,500	0	0	15,000	0	160,000				
A'oga Aveta'avale	76,000	3,000	3,000	0	23,000	0	105,000				
Fa'aleleiga o Alatele	20,000	150,000	380,000	0	0	0	550,000				
Tupe fesoasoani mo vaega o ta'aloga	408,000	0	0	0	0	0	408,000				
Fale Nofu Totogi - DAS	447,500	5,000	0	0	18,000	0	470,500				
Fale Lomi Tusi	167,000	0	0	0	1,500	0	168,500				
Paka mo Pisinisi	482,000	40,000	44,000	0	34,000	0	600,000				
Pulega o Auunaga mo Vaa	783,000	299,000	130,000	20,000	341,000	27,000	1,600,000				
ODAPM-Fesoasoani mo faalavelave faafuasei & Suauu	746,000	54,000	4,600,000	119,000	133,000	138,500	5,790,500				
Aitalafu Tausaga Tuanai	0	0	0	0	14,000,000	0	14,000,000				

Aofa'i Teugatupe Fa'aleoleo:	66,414,700	67,167,200	34,621,400	1,096,900	32,079,000	11,476,800	212,856,000
Galuega Tetele:	0	0	10,262,500	0	0	0	10,262,500


AOFA'IGA ATOA:	211,268,200	89,909,200	146,620,900	7,382,900	70,384,000	27,219,800	552,785,000
-----------------------	--------------------	-------------------	--------------------	------------------	-------------------	-------------------	--------------------

Maga 2. Aso taualoa.

O lenei tulafono e taualoa vave pe a pasia e le Fono Faitulafono ma fa'amaonia e le Kovana ona o se mana'oga fa'anatinati mo le fa'aauauina talafeagai o le aiā fa'alepaketi mo le malo.


SAVALI TALAVOU ALE
Fofoga Fetalai, Maota o Sui


TUAOLO MANAIA FRUEAN
Peresetene, Maota Maualuga

APPROVED

Hon. Talauega E. V. Ale
Lt. Governor of American Samoa