

THE TWENTY-SEVENTH LEGISLATURE OF AMERICAN SAMOA

Fourth Regular Session

**Begun and held at Fagatogo, Tutuila, American Samoa
on Monday, the eighth day of July
two thousand and two**

AN ACT PROVIDING FOR THE APPROPRIATION OF THE AMERICAN SAMOA GOVERNMENT ANNUAL BUDGET FOR FISCAL YEAR 2003 AND FOR AN EARLY EFFECTIVE DATE.

Preamble:

This act becomes effective immediately upon passage by the Legislature and approval by the Governor in order to provide for timely and necessary funding for government operations.

BE IT ENACTED BY THE LEGISLATURE OF AMERICAN SAMOA:

**“CHAPTER 1
GENERAL PROVISIONS**

Section 1. Sources of projected revenue.

The sources of projected revenue identified for appropriation in the American Samoa Government Annual Budget for Fiscal Year 2003 by this act are as follows:

a. Local Revenue:

| | |
|----------------------------------|---------------------|
| Taxes..... | \$43,018,000 |
| Licenses and Permits..... | \$ 1,100,000 |
| Fees and Fines..... | \$ 1,200,000 |
| Charges for Services..... | \$ 2,816,500 |

| | |
|---|---------------|
| Miscellaneous..... | \$ 45,000 |
| Total Indirect Costs..... | \$ 3,100,000 |
| Total Transfers-In..... | \$ 7,231,750 |
| Total Local Revenue..... | \$58,511,250 |
| | |
| b. (1) D.O.I.: Grant-in Aid(Basic Operation)..... | \$13,991,000 |
| (2) D.O.I.: Capital Improvement Projects..... | \$10,140,000 |
| c. Special Federal Grants..... | \$59,888,150 |
| d. Enterprise Funds..... | \$79,604,014 |
| | |
| Total projected revenue sources in Fiscal Year 2003..... | \$222,134,414 |

Sec 2. Unbudgeted revenue--Identification and appropriation.

In the event that the American Samoa Government, or any agency thereof, receives during Fiscal Year 2003 revenue from any source not included in the sources of projected revenue identified in this act or which exceeds the projection of any revenue source identified herein, such revenue shall be deemed unbudgeted revenue. It shall be deposited into the general fund and be available for immediate appropriation by the Legislature without waiting for the end of the fiscal year.

Unbudgeted revenue received during Fiscal Year 2003 shall not be expended for any purpose unless first authorized and appropriated by the Legislature. The Governor shall notify the Legislature promptly upon receipt of unbudgeted revenue.

Sec 3. Deficit.

If the government's financial and budget officers determine that actual revenue will fall short of the projected revenue appropriated by this act by greater than two percent for the fiscal year, the Governor shall immediately notify the Legislature. He shall then submit proposed agency program plan changes, reprogramming legislation or supplemental appropriations to adjust to the deficit. Proposed changes or reprogramming shall detail the reduction in expenditures required to assure that actual revenues equal actual expenditures.

Sec 4. Lapses.

All revenue appropriated by this act that has not been expended, obligated for expenditure, or otherwise carried forward to future fiscal years by the close of Fiscal Year 2003 reverts to the General Fund and may not be expended until further appropriation by the Legislature.”


CHAPTER II

Section 1. Appropriation of budget.

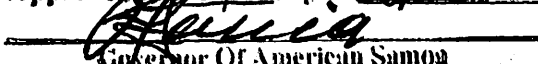
The American Samoa Government Annual Budget for Fiscal Year 2003 is hereby approved and appropriated and the designated agencies are authorized to expend such funds specifically as follows:

Sec 2. Effective date.

This act is effective immediately upon passage by the Legislature and approval by the Governor due to the need to immediately continue proper budget authority for the government.


LUTU TENARI S. FUIMAONO
President of the Senate


MATAGI R. MA'ILO MCMOORE
Speaker of the House

Hereby Approved this 24th day of September 2002

Governor Of American Samoa

American Samoa Government
Fiscal Year 2003 Final Budget
Appropriation Summary - All Funds

| Department/Agency: | Basic Request | Interior Grant in Aid | Estimated Total | Special Federal Grants | Proposed Budget FY 2003 | Approved Budget FY 2002 |
|---|-------------------|--------------------------|--------------------|------------------------------|-------------------------------|-------------------------------|
| Education & Culture: | | | | | | |
| Department of Education | 8,575,500 | 7,432,000 | 16,007,500 | 20,074,500 | 36,082,000 | 35,371,000 |
| Scholarship Program | 2,000,000 | 0 | 2,000,000 | 0 | 2,000,000 | 2,000,000 |
| Office of Public Information | 854,500 | 0 | 854,500 | 344,000 | 1,198,500 | 1,122,000 |
| Arts Council | 40,000 | 0 | 40,000 | 288,500 | 328,500 | 279,000 |
| Total: | 11,470,000 | 7,432,000 | 18,902,000 | 20,707,000 | 39,609,000 | 38,772,000 |
| Health: | | | | | | |
| Department of Health | 1,475,500 | 0 | 1,475,500 | 1,682,000 | 3,157,500 | 3,078,500 |
| Territorial Admin. on Aging | 0 | 0 | 0 | 2,281,500 | 2,281,500 | 2,126,000 |
| Dept. of Human & Social Services Protection & Advocacy | 0 | 0 | 0 | 15,582,500 | 15,582,500 | 14,538,500 |
| | 0 | 0 | 0 | 544,500 | 544,500 | 483,500 |
| Total: | 1,475,500 | 0 | 1,475,500 | 20,090,500 | 21,566,000 | 20,226,500 |
| Economic Development: | | | | | | |
| Dept of Agriculture | 757,000 | 0 | 757,000 | 0 | 757,000 | 757,000 |
| Department of Commerce | 405,000 | 0 | 405,000 | 3,448,500 | 3,853,500 | 3,726,500 |
| Marine & Wildlife | 123,000 | 0 | 123,000 | 1,873,000 | 1,996,000 | 1,808,000 |
| Total: | 1,285,000 | 0 | 1,285,000 | 5,321,500 | 6,606,500 | 6,291,500 |
| Conservation & Environment: | | | | | | |
| Environmental Prot. Agency | 0 | 0 | 0 | 992,000 | 992,000 | 943,500 |
| Territorial Energy Office | 0 | 0 | 0 | 428,150 | 428,150 | 408,000 |
| Historical Preservation (Governor) | 0 | 0 | 0 | 392,500 | 392,500 | 394,000 |
| Parks & Recreation | 583,000 | 0 | 583,000 | 0 | 583,000 | 545,000 |
| Total: | 583,000 | 0 | 583,000 | 1,812,650 | 2,395,650 | 2,290,500 |
| Transportation | | | | | | |
| Port Adiminstration | 896,500 | 750,000 | 1,646,500 | 0 | 1,646,500 | 1,646,500 |
| Total: | 896,500 | 750,000 | 1,646,500 | 0 | 1,646,500 | 1,646,500 |

| Department/Agency: | Basic Request | Interior Grant in Aid | Estimated Total | Special Federal Grants | Proposed Budget FY 2003 | Approved Budget FY 2002 |
|----------------------------------|-------------------|-----------------------|-------------------|------------------------|-------------------------|-------------------------|
| Public Safety | | | | | | |
| Public Safety | 2,808,000 | 1,409,000 | 4,217,000 | 0 | 4,217,000 | 4,245,500 |
| OTICIDE | 107,000 | 0 | 107,000 | 0 | 107,000 | 107,000 |
| COPS | 0 | 0 | 0 | 0 | 0 | 0 |
| Highway Safety | 0 | 0 | 0 | 488,500 | 488,500 | 571,500 |
| MCSAP | 0 | 0 | 0 | 378,000 | 378,000 | 375,500 |
| Boating Safety | 0 | 0 | 0 | 209,000 | 209,000 | 346,500 |
| NCHIP | 0 | 0 | 0 | 282,000 | 282,000 | 257,500 |
| USDA Fire Protection | 0 | 0 | 0 | 140,000 | 140,000 | 136,000 |
| FEMA-FIRE | 0 | 0 | 0 | 165,000 | 165,000 | 0 |
| VOI/TIS | 0 | 0 | 0 | 0 | 0 | 93,000 |
| CJPA/Anti-Drug | 0 | 0 | 0 | 2,767,000 | 2,767,000 | 3,030,000 |
| TEMCO (Governor's Office) | 0 | 0 | 0 | 639,000 | 639,000 | 754,300 |
| Total: | 2,915,000 | 1,409,000 | 4,324,000 | 5,068,500 | 9,392,500 | 9,916,800 |
| General Government | | | | | | |
| Office of the Governor | 2,081,000 | 0 | 2,081,000 | 0 | 2,081,000 | 1,891,000 |
| Dept. Administrative Svcs. | 489,500 | 0 | 489,500 | 0 | 489,500 | 489,500 |
| Office of Procurement | 703,000 | 0 | 703,000 | 0 | 703,000 | 703,000 |
| Office of Property Management | 390,000 | 0 | 390,000 | 0 | 390,000 | 358,000 |
| Dept. of Treasury | 3,296,500 | 0 | 3,296,500 | 0 | 3,296,500 | 3,296,500 |
| Dept. of Public Works | 1,769,500 | 2,665,500 | 4,435,000 | 0 | 4,435,000 | 4,385,000 |
| Dept. of Legal Affairs | 868,500 | 866,500 | 1,735,000 | 0 | 1,735,000 | 1,685,000 |
| Office of Local Government | 1,632,000 | 0 | 1,632,000 | 0 | 1,632,000 | 1,632,000 |
| Dept. of Human Resources | 876,000 | 0 | 876,000 | 574,500 | 1,450,500 | 1,395,000 |
| Office of Public Defender | 249,500 | 0 | 249,500 | 0 | 249,500 | 210,000 |
| Territorial Audit Office | 189,500 | 0 | 189,500 | 0 | 189,500 | 169,500 |
| Office of the Election | 180,000 | 0 | 180,000 | 0 | 180,000 | 180,000 |
| Dept. of Youth & Women's Affairs | 147,500 | 0 | 147,500 | 0 | 147,500 | 147,500 |
| Territorial Ofc of Fiscal Reform | 0 | 0 | 0 | 3,941,500 | 3,941,500 | 3,502,500 |
| Feleti Barstow Public Library | 300,500 | 0 | 300,500 | 116,000 | 416,500 | 416,500 |
| Administrative Law Judge | 182,000 | 0 | 182,000 | 0 | 182,000 | 183,000 |
| OPM/PCO-OP | 0 | 0 | 0 | 2,256,000 | 2,256,000 | 2,000,000 |
| Program Plnng. & Budget | 559,500 | 0 | 559,500 | 0 | 559,500 | 476,000 |
| Total: | 13,914,500 | 3,532,000 | 17,446,500 | 6,888,000 | 24,334,500 | 23,120,000 |
| Sub-Total Programs: | 32,539,500 | 13,123,000 | 45,662,500 | 59,888,150 | 105,550,650 | 102,263,800 |

| Department/Agency: | Basic Request | Interior Grant in Aid | Estimated Total | Special Federal Grants | Proposed Budget FY 2003 | Approved Budget FY 2002 |
|---------------------------------------|------------------|-----------------------|------------------|------------------------|-------------------------|-------------------------|
| Legislature of Am. Samoa (Fono) | 4,591,500 | 0 | 4,591,500 | 0 | 4,591,500 | 4,391,500 |
| High Court | 0 | 868,000 | 868,000 | 0 | 868,000 | 822,000 |
| Local Judiciary | 820,000 | 0 | 820,000 | 0 | 820,000 | 800,000 |
| Sub-Total Fono & Judiciary | 5,411,500 | 868,000 | 6,279,500 | 0 | 6,279,500 | 6,013,500 |

| | | | | | | |
|---------------|-------------------|-------------------|-------------------|-------------------|--------------------|--------------------|
| TOTAL: | 37,951,000 | 13,991,000 | 51,942,000 | 59,888,150 | 111,830,150 | 108,277,300 |
|---------------|-------------------|-------------------|-------------------|-------------------|--------------------|--------------------|

| Special Programs: | Basic Request | Interior Grant in Aid | Estimated Total | Special Federal Grants | Proposed Budget FY 2003 | Approved Budget FY 2002 |
|--------------------------------------|-------------------|-----------------------|-------------------|------------------------|-------------------------|-------------------------|
| Hopital Authority GF Subsidy | 5,296,500 | 0 | 5,296,500 | 0 | 5,296,500 | 6,201,000 |
| BHE Gen. Fund Subsidy | 2,138,750 | 0 | 2,138,750 | 0 | 2,138,750 | 2,138,750 |
| Governor's Contingency Fund | 150,000 | 0 | 150,000 | 0 | 150,000 | 100,000 |
| Small Village/Water Fund | 100,000 | 0 | 100,000 | 0 | 100,000 | 100,000 |
| ASG's FMIS Computer System | 350,000 | 0 | 350,000 | 0 | 350,000 | 250,000 |
| Ceremonial Activities | 150,000 | 0 | 150,000 | 0 | 150,000 | 100,000 |
| Insurance Premiums | 550,000 | 0 | 550,000 | 0 | 550,000 | 550,000 |
| Swains Island Transportation | 40,000 | 0 | 40,000 | 0 | 40,000 | 34,500 |
| Board of Tradesman Examiners | 20,000 | 0 | 20,000 | 0 | 20,000 | 18,000 |
| Territorial Election | 130,000 | 0 | 130,000 | 0 | 130,000 | 100,000 |
| EOB Electricity/Water Fund | 300,000 | 0 | 300,000 | 0 | 300,000 | 300,000 |
| Harbor Refuge | 85,000 | 0 | 85,000 | 0 | 85,000 | 85,000 |
| Port Administration (Improvement) | 100,000 | 0 | 100,000 | 0 | 100,000 | 100,000 |
| Federal Surplus Property | 50,000 | 0 | 50,000 | 0 | 50,000 | 50,000 |
| Farm Subsidy Program | 50,000 | 0 | 50,000 | 0 | 50,000 | 50,000 |
| DOE Facility Renovations | 900,000 | 0 | 900,000 | 0 | 900,000 | 900,000 |
| Deficiency/Prior Yr. Debt Fund | 2,800,000 | 0 | 2,800,000 | 0 | 2,800,000 | 3,000,000 |
| Reclassification Career Service | 3,500,000 | 0 | 3,500,000 | 0 | 3,500,000 | 0 |
| Individually Income Tax Refunds Fund | 2,500,000 | 0 | 2,500,000 | 0 | 2,500,000 | 0 |
| Inventory Account (Procurement) | 350,000 | 0 | 350,000 | 0 | 350,000 | 0 |
| Debt Service | 1,000,000 | 0 | 1,000,000 | 0 | 1,000,000 | 1,100,000 |
| Total Special Programs: | 20,560,250 | 0 | 20,560,250 | 0 | 20,560,250 | 17,177,250 |

| | | | | | | |
|--------------------------------|-------------------|-------------------|-------------------|-------------------|--------------------|--------------------|
| Total Basic Operations: | 58,511,250 | 13,991,000 | 72,502,250 | 59,888,150 | 132,390,400 | 125,454,550 |
|--------------------------------|-------------------|-------------------|-------------------|-------------------|--------------------|--------------------|

| | | | | | | |
|------------------------------------|----------|-------------------|-------------------|----------|-------------------|-------------------|
| Total Capital Imp Projects: | 0 | 10,140,000 | 10,140,000 | 0 | 10,140,000 | 10,140,000 |
|------------------------------------|----------|-------------------|-------------------|----------|-------------------|-------------------|

| | | | | | | |
|----------------------------------|-------------------|-------------------|-------------------|-------------------|--------------------|--------------------|
| Total Appropriation Fund: | 58,511,250 | 24,131,000 | 82,642,250 | 59,888,150 | 142,530,400 | 135,594,550 |
|----------------------------------|-------------------|-------------------|-------------------|-------------------|--------------------|--------------------|

| Federal Grants: | Personnel Services | Materials & Supplies | Contractual Services | Travel | All Others | Equipment | Total |
|----------------------------------|-------------------------------|-------------------------------------|---------------------------------|------------------|-----------------------|------------------|-------------------|
| Arts Council/NEA | 146,500 | 6,000 | 58,500 | 11,000 | 66,500 | 0 | 288,500 |
| ASEPA | 662,500 | 22,000 | 120,000 | 65,000 | 82,500 | 40,000 | 992,000 |
| Territorial Admin. On Aging | 1,231,000 | 28,500 | 54,000 | 33,000 | 935,000 | 0 | 2,281,500 |
| Historical Preservation | 140,500 | 9,000 | 143,000 | 23,000 | 75,000 | 2,000 | 392,500 |
| Human & Social Services | 3,079,000 | 387,500 | 2,374,500 | 246,500 | 9,416,000 | 79,000 | 15,582,500 |
| DHR Grants | 294,000 | 42,000 | 100,500 | 39,500 | 73,000 | 25,500 | 574,500 |
| Marine Wildlife Resources | 1,184,000 | 139,500 | 60,000 | 162,000 | 228,500 | 99,000 | 1,873,000 |
| OPI Grants | 30,000 | 30,000 | 160,000 | 44,000 | 40,000 | 40,000 | 344,000 |
| Public Health Grants | 993,500 | 62,000 | 45,500 | 164,000 | 391,500 | 25,500 | 1,682,000 |
| DOC Grants | 923,000 | 36,000 | 1,904,000 | 83,000 | 477,500 | 25,000 | 3,448,500 |
| Territorial Energy Office | 213,000 | 69,800 | 46,000 | 27,850 | 17,000 | 54,500 | 428,150 |
| CJPA/Anti-Drug | 1,360,500 | 367,500 | 255,000 | 190,000 | 328,000 | 266,000 | 2,767,000 |
| TEMCO/Governor's Office | 425,000 | 27,500 | 2,500 | 62,000 | 52,500 | 69,500 | 639,000 |
| Highway Safety | 103,500 | 87,000 | 70,000 | 65,000 | 50,000 | 113,000 | 488,500 |
| MCSAP | 191,000 | 19,000 | 3,000 | 84,500 | 64,500 | 16,000 | 378,000 |
| Boating Safety/DPS | 117,000 | 14,500 | 0 | 20,000 | 33,000 | 24,500 | 209,000 |
| USDA Fire Protection | 0 | 60,000 | 5,000 | 15,000 | 17,000 | 43,000 | 140,000 |
| NCHIP | 54,500 | 5,000 | 45,500 | 26,000 | 35,000 | 116,000 | 282,000 |
| FEMA-FIRE | 3,000 | 30,000 | 40,000 | 26,000 | 25,000 | 41,000 | 165,000 |
| DOE Grants | 11,762,000 | 5,146,500 | 911,500 | 429,000 | 1,159,500 | 666,000 | 20,074,500 |
| Feleti Barstow Library Grant | 0 | 72,000 | 0 | 24,000 | 20,000 | 0 | 116,000 |
| Protection & Advocacy | 308,500 | 13,500 | 28,500 | 55,500 | 125,500 | 13,000 | 544,500 |
| OPM/Petroleum Co-op | 134,000 | 16,500 | 22,000 | 11,500 | 2,069,000 | 3,000 | 2,256,000 |
| Territorial Ofc of Fiscal Reform | 1,078,000 | 74,000 | 2,490,000 | 45,500 | 124,000 | 130,000 | 3,941,500 |
| Total Federal Grants: | 24,434,000 | 6,765,300 | 8,939,000 | 1,952,850 | 15,905,500 | 1,891,500 | 59,888,150 |
| Capital Improvement: | 0 | 0 | 10,140,000 | 0 | 0 | 0 | 10,140,000 |

| Enterprise Funds: | Personnel Services | Materials & Supplies | Contractual Services | Travel | All Others | Equipment | Total |
|--------------------------------|--------------------|----------------------|----------------------|------------------|-------------------|------------------|-------------------|
| Hospital Authority | 12,500,302 | 6,077,229 | 2,801,226 | 585,005 | 1,296,102 | 427,294 | 23,687,158 |
| Board of Higher Education | 3,417,800 | 267,600 | 442,300 | 245,000 | 698,500 | 105,600 | 5,176,800 |
| Electric Utility | 4,767,500 | 16,036,000 | 1,420,500 | 142,500 | 5,074,500 | 310,000 | 27,751,000 |
| Wastewater | 811,500 | 113,400 | 418,420 | 13,500 | 185,400 | 45,000 | 1,587,220 |
| Solid Waste | 244,000 | 75,800 | 1,697,700 | 14,000 | 76,500 | 72,400 | 2,180,400 |
| Water Utility | 1,223,000 | 896,836 | 1,314,900 | 70,000 | 589,200 | 130,000 | 4,223,936 |
| TeleCommunication Authority | 3,170,000 | 650,000 | 250,000 | 150,000 | 4,180,000 | 2,600,000 | 11,000,000 |
| Public Market | 112,500 | 7,000 | 0 | 0 | 5,500 | 0 | 125,000 |
| Airport | 1,305,000 | 40,000 | 60,000 | 15,000 | 130,000 | 25,000 | 1,575,000 |
| Golf Course | 106,500 | 0 | 0 | 0 | 0 | 0 | 106,500 |
| Driver Training | 56,000 | 6,000 | 3,000 | 0 | 46,000 | 0 | 111,000 |
| Road Maintenance | 238,000 | 176,000 | 73,000 | 3,000 | 24,000 | 66,000 | 580,000 |
| Equipment Fund | 0 | 15,000 | 0 | 5,000 | 11,000 | 4,000 | 35,000 |
| Housing - DAS | 447,500 | 25,000 | 209,000 | 0 | 6,000 | 0 | 687,500 |
| Print Shop | 132,000 | 103,000 | 1,000 | 0 | 14,000 | 50,000 | 300,000 |
| Industrial Park | 303,000 | 22,000 | 135,000 | 0 | 10,000 | 7,500 | 477,500 |
| Total Enterprise Funds: | 28,834,602 | 24,510,865 | 8,826,046 | 1,243,005 | 12,346,702 | 3,842,794 | 79,604,014 |

| | | | | | | | |
|--------------------|-------------------|-------------------|-------------------|-----------------------------|------------------------------|-----------------------------|-------------------------------|
| Grand Total | 98,068,102 | 33,131,665 | 49,275,796 | 3,923,355 | 31,908,202 | 5,927,294 | 222,134,414 |
|--------------------|-------------------|-------------------|-------------------|-----------------------------|------------------------------|-----------------------------|-------------------------------|

3,914,855 31,783,202 5,927,294 222,065,914

American Samoa Government
Fiscal Year 2003 Final Budget
Object Class Summary
ALL FUNDS

| Department/Agency | Personnel Services | Materials & Supplies | Contractual Services | Travel | All Others | Equipment | Total |
|----------------------------------|--------------------|----------------------|----------------------|--------------------------------|-----------------------------------|--------------------------------|---|
| Department of Education | 15,756,000 | 45,500 | 0 | 0 | 206,000 | 0 | 16,007,500 |
| Scholarship Fund | 0 | 0 | 0 | 250,000 | 1,750,000 | 0 | 2,000,000 |
| Office of Public Information | 854,500 | 0 | 0 | 0 | 0 | 0 | 854,500 |
| Department of Health | 1,460,500 | 0 | 0 | 0 | 15,000 | 0 | 1,475,500 |
| Department of Agriculture | 697,000 | 19,500 | 8,000 | 2,500 | 30,000 | 0 | 757,000 |
| Department of Commerce | 310,500 | 11,000 | 54,500 | 0 | 29,000 | 0 | 405,000 |
| Dept. of Youth & Women's Affairs | 136,500 | 3,000 | 2,000 | 2,000 | 4,000 | 0 | 147,500 |
| Marine & Wildlife Resources | 123,000 | 0 | 0 | 0 | 0 | 0 | 123,000 |
| Dept. of Port Administration | 1,289,000 | 89,000 | 171,000 | 7,500 | 90,000 | 0 | 1,646,500 |
| Department of Public Safety | 3,653,500 | 247,500 | 60,000 | 5,000 | 245,000 | 6,000 | 4,217,000 |
| OTICIDE | 94,000 | 1,000 | 2,000 | 0 | 10,000 | 0 | 107,000 |
| Parks & Recreation | 486,500 | 31,000 | 4,500 | 14,000 | 47,000 | 0 | 583,000 |
| Office of the Governor | 1,184,000 | 119,000 | 236,000 | 184,000 | 330,000 | 28,000 | 2,081,000 |
| Administrative Services | 410,000 | 15,000 | 12,000 | 0 | 33,500 | 19,000 | 489,500 |
| Office of Procurement | 653,000 | 12,000 | 14,000 | 0 | 24,000 | 0 | 703,000 |
| Office of Property Management | 356,000 | 10,000 | 0 | 0 | 18,000 | 6,000 | 390,000 |
| Department of Treasury | 2,980,500 | 148,500 | 45,000 | 25,000 | 32,500 | 0 | 3,231,500 |
| Department of Public Works | 3,861,000 | 308,500 | 29,000 | 18,000 | 122,500 | 96,000 | 4,435,000 |
| Department of Legal Affairs | 1,494,000 | 25,000 | 33,000 | 31,000 | 152,000 | 0 | 1,735,000 |
| Department of Local Government | 1,621,500 | 6,000 | 1,000 | 13,500 ⁰ | 25,000 ⁰ | 30,000 ⁰ | 1,697,000 ^{1,628,500} |
| Department of Human Resources | 850,500 | 10,500 | 3,000 | 0 | 7,000 | 5,000 | 876,000 |
| Office of Public Defender | 238,500 | 1,500 | 1,000 | 0 | 8,500 | 0 | 249,500 |
| Territorial Audit Office | 159,000 | 5,000 | 4,500 | 5,000 | 8,000 | 8,000 | 189,500 |
| Election Office | 164,000 | 5,000 | 4,000 | 0 | 7,000 | 0 | 180,000 |
| Arts Council (Local) | 0 | 0 | 20,000 | 0 | 20,000 | 0 | 40,000 |
| Administrative Law Judge | 144,000 | 9,500 | 0 | 5,000 | 23,500 | 0 | 182,000 |
| Feleti Barstow Public Library | 200,500 | 45,000 | 10,000 | 0 | 45,000 | 0 | 300,500 |
| Office of Planning & Budget | 461,500 | 17,000 | 3,000 | 18,000 | 35,000 | 25,000 | 559,500 |
| Sub Total: | 39,639,000 | 1,185,000 | 717,500 | 580,500 567,000 | 3,317,500 3,892,500 | 223,000 193,000 | 45,662,500 45,594,000 |

| Department/Agency | Personnel Services | Materials & Supplies | Contractual Services | Travel | All Others | Equipment | Total |
|-------------------|--------------------|----------------------|----------------------|----------------|----------------|-----------|------------------|
| Legislature | 3,653,500 | 644,000 | 46,000 | 115,000 | 133,000 | 0 | 4,591,500 |
| High Court | 785,000 | 14,000 | 10,000 | 18,500 | 40,500 | 0 | 868,000 |
| Local Judiciary | 687,000 | 12,500 | 37,000 | 18,500 | 65,000 | 0 | 820,000 |
| Sub Total: | 5,125,500 | 670,500 | 93,000 | 152,000 | 238,500 | 0 | 6,279,500 |

Special Programs:

| | | | | | | | |
|------------------------------------|----------|----------|-------------------|----------|----------|----------|-------------------|
| Hospital Authority GF Subsidy | 0 | 0 | 5,296,500 | 0 | 0 | 0 | 5,296,500 |
| BHE Gen. Fund Subsidy | 0 | 0 | 2,138,750 | 0 | 0 | 0 | 2,138,750 |
| Contingency Fund | 0 | 0 | 150,000 | 0 | 0 | 0 | 150,000 |
| Small Village/Water | 0 | 0 | 100,000 | 0 | 0 | 0 | 100,000 |
| ASG FMIS Computer System | 0 | 0 | 350,000 | 0 | 0 | 0 | 350,000 |
| Ceremonial Activities | 0 | 0 | 150,000 | 0 | 0 | 0 | 150,000 |
| Insurance Premium | 0 | 0 | 550,000 | 0 | 0 | 0 | 550,000 |
| Swains Island Transportation | 0 | 0 | 40,000 | 0 | 0 | 0 | 40,000 |
| Tradesman's Board | 0 | 0 | 20,000 | 0 | 0 | 0 | 20,000 |
| Territorial Election | 0 | 0 | 130,000 | 0 | 0 | 0 | 130,000 |
| EOB Electricity/Water | 0 | 0 | 300,000 | 0 | 0 | 0 | 300,000 |
| Harbor Refuge Collection | 0 | 0 | 85,000 | 0 | 0 | 0 | 85,000 |
| Port Administration (Improvements) | 0 | 0 | 100,000 | 0 | 0 | 0 | 100,000 |
| Federal Surplus Property | 0 | 0 | 50,000 | 0 | 0 | 0 | 50,000 |
| Farm Subsidy Program | 0 | 0 | 50,000 | 0 | 0 | 0 | 50,000 |
| DOE Facility Renovations | 0 | 0 | 900,000 | 0 | 0 | 0 | 900,000 |
| Deficiency/Pr. Yr. Debt Fund | 0 | 0 | 2,800,000 | 0 | 0 | 0 | 2,800,000 |
| Reclassification Career Service | 0 | 0 | 3,500,000 | 0 | 0 | 0 | 3,500,000 |
| Individual Income Tax Refund | 0 | 0 | 2,500,000 | 0 | 0 | 0 | 2,500,000 |
| Inventory Account (Procurement) | 0 | 0 | 350,000 | 0 | 0 | 0 | 350,000 |
| Debt Service | 0 | 0 | 1,000,000 | 0 | 0 | 0 | 1,000,000 |
| Sub-Total Special Programs: | 0 | 0 | 20,560,250 | 0 | 0 | 0 | 20,560,250 |

| | | | | | | | |
|---------------------------------|-------------------|------------------|-------------------|---------------------------|-----------------------------|---------------------------|------------------------------|
| Total (Basic Operations) | 44,799,500 | 1,855,500 | 21,370,750 | 732,500 | 3,556,000 | 223,000 | 72,502,250 |
| | | | | 719,000 | 3,531,000 | 193,000 | 72,433,750 |

| Enterprise Funds | Basic Request | Interior Grant in Aid | Estimated Total | Special Federal Grants | Proposed Budget FY 2003 | Approved Budget FY 2002 |
|--------------------------------|--------------------|-----------------------|--------------------|------------------------|-------------------------|-------------------------|
| Hospital Authority | 11,306,500 | 7,755,000 | 19,061,500 | 4,625,658 | 23,687,158 | 22,513,500 |
| Board of Higher Education | 1,063,500 | 1,379,000 | 2,442,500 | 2,734,300 | 5,176,800 | 5,152,350 |
| Electric Utility - ASPA | 27,751,000 | 0 | 27,751,000 | 0 | 27,751,000 | 26,486,500 |
| Water Utility - ASPA | 4,223,936 | 0 | 4,223,936 | 0 | 4,223,936 | 4,903,000 |
| Wastewater Division - ASPA | 1,587,220 | 0 | 1,587,220 | 0 | 1,587,220 | 1,558,000 |
| Solid Waste - ASPA | 2,180,400 | 0 | 2,180,400 | 0 | 2,180,400 | 2,195,000 |
| TeleCommunication Authority | 11,000,000 | 0 | 11,000,000 | 0 | 11,000,000 | 10,000,000 |
| Public Market | 125,000 | 0 | 125,000 | 0 | 125,000 | 125,000 |
| Airport | 1,575,000 | 0 | 1,575,000 | 0 | 1,575,000 | 1,575,000 |
| Golf Course | 106,500 | 0 | 106,500 | 0 | 106,500 | 131,500 |
| Driver Training | 111,000 | 0 | 111,000 | 0 | 111,000 | 97,500 |
| Road Maintenance | 580,000 | 0 | 580,000 | 0 | 580,000 | 496,500 |
| Equipment Revolving Fund | 35,000 | 0 | 35,000 | 0 | 35,000 | 17,000 |
| Housing - DAS | 687,500 | 0 | 687,500 | 0 | 687,500 | 687,000 |
| Print Shop | 300,000 | 0 | 300,000 | 0 | 300,000 | 300,000 |
| Industrial Park | 477,500 | 0 | 477,500 | 0 | 477,500 | 430,000 |
| Total Enterprise Funds: | 63,110,056 | 9,134,000 | 72,244,056 | 7,359,958 | 79,604,014 | 76,667,850 |
| GRAND TOTAL: | 121,621,306 | 33,265,000 | 154,886,306 | 67,248,108 | 222,134,414 | 212,262,400 |

NOFOA'IGA LUASEFULU-FITU FONOFAITULAFONO O AMERIKA SAMOA

Fono Tele Lona Fa

Nofioia ma usuia i Fagatogo, Tutuila, Amerika Samoa
Aso Gafua, aso valu o Iulai
lua afe ma le lua

O SE TULAFONO E SAUNIA AI MO LE FA'ASOASOAINA O LE PAKETI
FA'ALETASAGA A LE MALO O AMERIKA SAMOA MO LE TAUSAGA
FA'ALETUPE 2003 MA SE ASO TAUALOA VAVE.

Fa'atomuaga

O lenei tulafono o le a taualoa vave pe a pasia e le Fono Faitulafono ma
fa'amaonia e le Kovana ina ia mafai ona saunia i le taimi atofaina fa'apea ma le
fa'atupega mana'omia mo le fa'agaoioiga o le malo.

IA FA'ATULAFONOINA E LE FONOFAITULAFONO A AMERIKA SAMOA

“MATA'UPU 1
AIAIGA LAUTELE

Maga 1. Alagatupe o tupemaua fuafuaina.

O alagatupe o tupemaua fuafuaina ua fa'amaoniaina mo le fa'asoaga i le
Paketi Fa'aletasaga a le Malo o Amerika Samoa mo le Tausaga Tupe 2003 i lenei
tulafono ua fa'aalia i lalo:

| | |
|----------------------------------|--------------|
| (a) Tupemaua lotoifale: | |
| Lafoga..... | \$43,018,000 |
| Laisene ma Pemita..... | \$ 1,100,000 |
| Tau fa'ae'e ma Salatupe..... | \$ 1,200,000 |
| Totogi o Tautua..... | \$ 2,816,500 |
| Isi mea..... | \$ 45,000 |
| Aofa'iga o Tau e le patino..... | \$ 3,100,000 |
| Aofa'iga auina mai i totonu..... | \$ 7,231,750 |

| | |
|--|---------------|
| Aofa'i o Tupe Lotoifale..... | \$58,511,250 |
| e. (1) M.O.I.: Tupe Foa'i Fesoasoani(Gaoioiga Autu) | \$13,991,000 |
| (2) M.O.I.: Fuafuaga mo Fa'aleleiga Tauā | \$10,140,000 |
| i. Tupe Foa'i Fa'apitoa a le Fetarale..... | \$59,888,150 |
| o. Tupe mo Galuega Faigata e mana'omia ona faia..... | \$79,604,014 |
| Aofa'i o alagatupe o tupemaua fuafuaina i le Tausaga Tupe 2003..... | \$222,134,414 |

Maga 2. Tupemaua e le'i fa'asoasoaina--Fa'amaoniaina ma fa'asoasoaina.

I se tulaga e maua e le Malo o Amerika Samoa, po'o so'o sona ofisa tupemaua i totonu o le Tausaga Tupe 2003 mai so'o se alagatupe e le o aofia i le alagatupe o tupemaua ua fa'amaoniaina i lenei tulafono pe ua sili atu fo'i i le fuafuaina o so'o se alagatupe o tupemaua e pei ona ta'ua, o ia tupemaua e fa'atulagaina o tupemaua e le'i fa'asoasoaina. O le a teuina ia tupemaua i le teugatupe lautele ma ia fa'aavanoaina mo le fa'asoasoaina vave e le Fono Faitulafono e aunoa ma tau fa'atalitali i le i'uga o le tausaga tupe.

O tupemaua e le'i fa'asoasoaina e maua i totonu o le Tausaga Tupe o le 2003 o le a le fa'aaogaina mo so'o se fa'amoemoega vagana ai ua mua'i maua le fa'atagaga ma fa'asoasoaina e le Fono Faitulafono. O le a fa'ailoa mai e le Kovana i se taimi vave i le Fono Faitulafono i le taimi lava e maua ai ia tupe aua e le'i fa'asoasoaina.

Maga 3. Aofa'iga e maualalo ai le tupemaua.

Afai e fuafua atu e le ali'i-ofisa o le tupe ma le paketi a le malo, o le tupemaua e maualalo i le tupemaua fa'amaonia ua fa'asoasoaina i lenei tulafono e sili nai le lua pasene mo le tausaga tupe, ia fa'ailoa vave mai e le Kovana i le Fono Faitulafono. Ia tu'uina mai fo'i ni fuafuaga o suiga o porokalama taufa'aofi a ofisa, tulafono e toefa'aporokalamaina ai po'o fa'asoasoga fa'aopoopo e toefa'atulaga ai le tupe ua pa'u ai. O suiga taufa'aofi po'o le toefa'aporokalamaina ia auilili mai ai fo'i le fa'aitiitia o le fa'aaluina o tupe mana'omia ina ia mautinoa o le tupemaua moni fuafuaina e tutusa ma le tupefa'aalu moni.

Maga 4. Anuilagi e ala i mea le tonu.

O tupemaua uma ua fa'asoasoina e lenei tulafono e le fa'aaogina, fa'atulagaina mo le fa'aaogaina , po'o le fa'aaauu atu i tausaga tupe i le lumana'i i le tapunia o le Tausaga Tupe 2003, ia toefa'afo'i atu i le Teugatupe Lautele ma e le mafai ona toe fa'aaogaina vagana ua toefa'asoasoina e le Fono Faitulafono.


Mata'upu II

Maga 1. Fa'asoasoaga o le paketi.

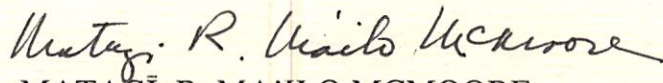
Ua fa'amaonia ma fa'asoasoina atu ma fa'atagaina e le Malo o Amerika Samoa le Paketi Fa'aletausaga mo le Tausaga Tupe 2003, ofisa lautogia e fa'aaoga ia tupe ua fa'ama'oti atu e pei ona fa'aalia i lalo:

Maga 2. Aso taualoa.


O lenei tulafono e taualoa vave pe a pasia e le Fono Faitulafono ma fa'amaonia e le Kovna ona o se mana'oga fa'anatinati mo le fa'aauauina talafeagai o le aiā fa'alepaketi mo le malo.



LUTU TENARI S. FUIMAONO
Peresetene, Maota Maualuga



MATAGI R. MA'ILO MCMOORE
Fofoga Fetalai, Maota o Sui

Hereby Approved this 24th day of September 20 02

Governor Of American Samoa

Malo o Amerika Samoa
Tupe Maua Faasoasoa Fuafuaina
Paketi Faaiu - Tausaga Tupe 2003

| Alaga Tupe o Tupe Maua | Fuafuaina TT 2000 | Fuafuaina TT 2001 | Fuafuaina TT 2002 | Fuafuaina TT 2003 |
|--|----------------------|----------------------|----------------------|----------------------|
| Lafoga | | | | |
| Lafoga Koporesi | 9,958,853 | 9,958,800 | 10,120,000 | 10,500,000 |
| Lafoga Tupe Maua a Tagata | 8,437,374 | 8,437,350 | 13,750,000 | 13,868,000 |
| Faasalaga ma Pasene o Tupe Maua a Tagata | 0 | 0 | 0 | 0 |
| Lafoga Oloa - Lautele | 9,845,869 | 9,845,500 | 16,512,000 | 16,250,000 |
| Lafoga Oloa - Apainu | 0 | 800,000 | 2,200,000 | 2,400,000 |
| Lafoga mai Masini Faaoga Tupe | 308,880 | 0 | 0 | 0 |
| Aofa'i Lafoga | 28,550,976 | 29,041,650 | 42,582,000 | 43,018,000 |
| Laisene ma Pemitā | 777,598 | 777,600 | 1,080,000 | 1,100,000 |
| Taufaa'e'e ma Sala Tupe | 1,289,133 | 1,289,200 | 1,200,000 | 1,200,000 |
| Totogi Faa'e'e mo Tautua | | | | |
| Pulega o le Taulaga | 2,464,722 | 2,464,700 | 2,965,500 | 1,950,000 |
| Faaoga Totogi ma Lisi | 608,210 | 608,000 | 705,500 | 701,500 |
| O Isi | 315,604 | 315,500 | 185,000 | 165,000 |
| Aofa'i o Taufaa'e'e mo Tautua | 3,388,536 | 3,388,200 | 3,856,000 | 2,816,500 |
| Mea Eseese | | | | |
| Pasene o Tupe Maua | 1,222 | 0 | 0 | 0 |
| Tupe Foai | 211,796 | 0 | 0 | 0 |
| Isi Mea | 69,567 | 70,000 | 40,000 | 45,000 |
| Aofa'i o Mea Eseese | 282,585 | 70,000 | 40,000 | 45,000 |
| Taufaa'e'e i le va o Matagaluega | 23,213 | 23,000 | 0 | 0 |
| Mafuaaga le Tu'usao | 3,677,837 | 3,677,900 | 3,710,000 | 3,100,000 |
| Aofa'i o Mafuaaga le Tu'usao | 3,701,050 | 3,700,900 | 3,710,000 | 3,100,000 |
| Fesuaiga | | | | |
| Fesootaiga e faalaititi aitalafu | 500,000 | 500,000 | 500,000 | 500,000 |
| Faaleleina o Faleaoga | 824,495 | 824,500 | 840,500 | 900,000 |
| Teugatupe Faaititia Aitalafu | 3,213,430 | 3,200,000 | 2,990,500 | 3,100,000 |
| Aitalafu-Tupe maua-Lafoga Oloa | 1,105,617 | 1,105,500 | 1,306,500 | 1,305,500 |
| Aitalafu-Tupe maua-Taufaa'e'e | 1,157,532 | 1,157,500 | 1,394,500 | 1,426,250 |
| Aofa'i Fesuaiga | 6,801,074 | 6,787,500 | 7,032,000 | 7,231,750 |
| AOFA'I O TUPE MAUA | 44,790,952 | 45,055,050 | 59,500,000 | 58,511,250 |

Malo o Amerika Samoa
Tausaga Tupe 2003 - Paketi Faaiu
Otootoga o Faasoaga - Tupe Uma

| Matagaluega/Ofisa: | Talosaga Faavae | Interia Foi Tupe Fesoasoani | Aofaiga Fuafuaina | Foi Tupe Faapitoa Feterale | Paketi Taufaaofi TT 2003 | Paketi TT 2002 |
|--------------------------------|--------------------|-----------------------------------|----------------------|----------------------------------|--------------------------------|-------------------|
| Aoaoga & Aganu'u: | | | | | | |
| Matagaluega o A'oga | 8,575,500 | 7,432,000 | 16,007,500 | 20,074,500 | 36,082,000 | 35,371,000 |
| Porokalama mo Sikolasipi | 2,000,000 | 0 | 2,000,000 | 0 | 2,000,000 | 2,000,000 |
| Ofisa o Faasalalauaga Lautele | 854,500 | 0 | 854,500 | 344,000 | 1,198,500 | 1,122,000 |
| Falemataaga | 40,000 | 0 | 40,000 | 288,500 | 328,500 | 279,000 |
| Aofa'i: | 11,470,000 | 7,432,000 | 18,902,000 | 20,707,000 | 39,609,000 | 38,772,000 |
| Soifua Maloloina: | | | | | | |
| Matagaluega Soifua Maloloina | 1,475,500 | 0 | 1,475,500 | 1,682,000 | 3,157,500 | 3,078,500 |
| Puleaga o Tagata Matutua | 0 | 0 | 0 | 2,281,500 | 2,281,500 | 2,126,000 |
| Tagata ma Tautua Lautele | 0 | 0 | 0 | 15,582,500 | 15,582,500 | 14,538,500 |
| Puipuiga ma Puluvaaga | 0 | 0 | 0 | 544,500 | 544,500 | 483,500 |
| Aofa'i: | 1,475,500 | 0 | 1,475,500 | 20,090,500 | 21,566,000 | 20,226,500 |
| Atinae Tamaoaiga: | | | | | | |
| Matagaluega Faatoaga | 757,000 | 0 | 757,000 | 0 | 757,000 | 757,000 |
| Matagaluega Fefaataua'iga | 405,000 | 0 | 405,000 | 3,448,500 | 3,853,500 | 3,726,500 |
| Tamaoaiga Sami ma Vaomatua | 123,000 | 0 | 123,000 | 1,873,000 | 1,996,000 | 1,808,000 |
| Aofa'i: | 1,285,000 | 0 | 1,285,000 | 5,321,500 | 6,606,500 | 6,291,500 |
| Faasaoga & Siomaga: | | | | | | |
| Puipuiga Si'omaga Am. Samoa | 0 | 0 | 0 | 992,000 | 992,000 | 943,500 |
| Ofisa Enetia o le Teritori | 0 | 0 | 0 | 428,150 | 428,150 | 408,000 |
| Puipuiga Mea Sina Fa'atalatu'u | 0 | 0 | 0 | 392,500 | 392,500 | 394,000 |
| Paka ma Malae Taalo | 583,000 | 0 | 583,000 | 0 | 583,000 | 545,000 |
| Aofa'i: | 583,000 | 0 | 583,000 | 1,812,650 | 2,395,650 | 2,290,500 |
| Faimalagaina: | | | | | | |
| Pulega o le Taulaga | 896,500 | 750,000 | 1,646,500 | 0 | 1,646,500 | 1,646,500 |
| Aofa'i: | 896,500 | 750,000 | 1,646,500 | 0 | 1,646,500 | 1,646,500 |

| Matagaluega/Ofisa: | Talosaga Faavae | Interia Foi Tupe Fesoasoani | Aofaiga Fuafuaina | Foi Tupe Faapitoa Feterale | Paketi Taufaaofi TT 2003 | Paketi TT 2002 |
|-----------------------------------|--------------------|-----------------------------------|----------------------|----------------------------------|--------------------------------|-------------------|
| <u>Puipuiga Saogalemu Lautele</u> | | | | | | |
| Puipuiga Saogalemu Lautele | 2,808,000 | 1,409,000 | 4,217,000 | 0 | 4,217,000 | 4,245,500 |
| OTICIDE | 107,000 | 0 | 107,000 | 0 | 107,000 | 107,000 |
| COPS | 0 | 0 | 0 | 0 | 0 | 0 |
| Saogalemu i Alatele | 0 | 0 | 0 | 488,500 | 488,500 | 571,500 |
| MCSAP | 0 | 0 | 0 | 378,000 | 378,000 | 375,500 |
| Saogalemu o Va'a | 0 | 0 | 0 | 209,000 | 209,000 | 346,500 |
| NCHIP | 0 | 0 | 0 | 282,000 | 282,000 | 257,500 |
| USDA-Afimumu | 0 | 0 | 0 | 140,000 | 140,000 | 136,000 |
| FEMA-AFI | 0 | 0 | 0 | 165,000 | 165,000 | 0 |
| VOI/TIS | 0 | 0 | 0 | 0 | 0 | 93,000 |
| CJPA/Tete'e Vailaau Faasaina | 0 | 0 | 0 | 2,767,000 | 2,767,000 | 3,030,000 |
| TEMCO (Ofisa o le Kovana) | 0 | 0 | 0 | 639,000 | 639,000 | 754,300 |
| Aofa'i: | 2,915,000 | 1,409,000 | 4,324,000 | 5,068,500 | 9,392,500 | 9,916,800 |

| | | | | | | |
|------------------------------------|-------------------|------------------|-------------------|------------------|-------------------|-------------------|
| <u>Malo Lautele</u> | | | | | | |
| Ofisa o le Kovana | 2,081,000 | 0 | 2,081,000 | 0 | 2,081,000 | 1,891,000 |
| Matagaluega o Pulega o Tautua | 489,500 | 0 | 489,500 | 0 | 489,500 | 489,500 |
| Ofisa o Fa'atauga | 703,000 | 0 | 703,000 | 0 | 703,000 | 703,000 |
| Ofisa e Pulea Meatotino | 390,000 | 0 | 390,000 | 0 | 390,000 | 358,000 |
| Matagaluega o Tupe | 3,296,500 | 0 | 3,296,500 | 0 | 3,296,500 | 3,296,500 |
| Matagaluega Galuega Lautele | 1,769,500 | 2,665,500 | 4,435,000 | 0 | 4,435,000 | 4,385,000 |
| Matagaluega o Mataupu tau Tulafono | 868,500 | 866,500 | 1,735,000 | 0 | 1,735,000 | 1,685,000 |
| Ofisa o le Malo Lotoifale | 1,632,000 | 0 | 1,632,000 | 0 | 1,632,000 | 1,632,000 |
| Matagaluega o Tagatafaigaluega | 876,000 | 0 | 876,000 | 574,500 | 1,450,500 | 1,395,000 |
| Ofisa o le Loia Fautua Lautele | 249,500 | 0 | 249,500 | 0 | 249,500 | 210,000 |
| Ofisa o le Su'etusi o le Teritori | 189,500 | 0 | 189,500 | 0 | 189,500 | 169,500 |
| Ofisa o Palota | 180,000 | 0 | 180,000 | 0 | 180,000 | 180,000 |
| Matagaluega tau Tupulaga ma Tina | 147,500 | 0 | 147,500 | 0 | 147,500 | 147,500 |
| Ofisa Teritori mo Suiga | 0 | 0 | 0 | 3,941,500 | 3,941,500 | 3,502,500 |
| Faletusi Feleti Barstow | 300,500 | 0 | 300,500 | 116,000 | 416,500 | 416,500 |
| Ofisa o le Faamasino o Taupulega | 182,000 | 0 | 182,000 | 0 | 182,000 | 183,000 |
| OPM/PCO-OP | 0 | 0 | 0 | 2,256,000 | 2,256,000 | 2,000,000 |
| Ofisa of Fuafuaga & Paketi | 559,500 | 0 | 559,500 | 0 | 559,500 | 476,000 |
| Aofa'i: | 13,914,500 | 3,532,000 | 17,446,500 | 6,888,000 | 24,334,500 | 23,120,000 |

| | | | | | | |
|---------------------------------------|-------------------|-------------------|-------------------|-------------------|--------------------|--------------------|
| Aofa'i le Tumau mo Polokalama: | 32,539,500 | 13,123,000 | 45,662,500 | 59,888,150 | 105,550,650 | 102,263,800 |
|---------------------------------------|-------------------|-------------------|-------------------|-------------------|--------------------|--------------------|

| Fesoasoani mai le Malo Tele: | Tagata Faigaluega | Oloa ma Sapalai | Galuega Konekarate | Malaga | Isi Mea Uma | Mea Faigaluega | Aofa'i |
|--------------------------------------|------------------------------|----------------------------|-------------------------------|------------------|------------------------|---------------------------|-------------------|
| Aofia Falemata'aga/NEA | 146,500 | 6,000 | 58,500 | 11,000 | 66,500 | 0 | 288,500 |
| Puipuiga Si'omaga Am. Samoa | 662,500 | 22,000 | 120,000 | 65,000 | 82,500 | 40,000 | 992,000 |
| Puleaga o Tagata Matutua | 1,231,000 | 28,500 | 54,000 | 33,000 | 935,000 | 0 | 2,281,500 |
| Puipuiga Mea Sina Fa'atalatu'u | 140,500 | 9,000 | 143,000 | 23,000 | 75,000 | 2,000 | 392,500 |
| Tagata ma Tautua Lautele | 3,079,000 | 387,500 | 2,374,500 | 246,500 | 9,416,000 | 79,000 | 15,582,500 |
| Matagaluega Tagata Faigaulega | 294,000 | 42,000 | 100,500 | 39,500 | 73,000 | 25,500 | 574,500 |
| Tamoaiga Sami ma Vaomatua | 1,184,000 | 139,500 | 60,000 | 162,000 | 228,500 | 99,000 | 1,873,000 |
| Foai a le OPI | 30,000 | 30,000 | 160,000 | 44,000 | 40,000 | 40,000 | 344,000 |
| Foai mo le Soifua Maloloina | 993,500 | 62,000 | 45,500 | 164,000 | 391,500 | 25,500 | 1,682,000 |
| Foai mo le Fefa'ataua'iga | 923,000 | 36,000 | 1,904,000 | 83,000 | 477,500 | 25,000 | 3,448,500 |
| Ofisa Enetia o le Teritori | 213,000 | 69,800 | 46,000 | 27,850 | 17,000 | 54,500 | 428,150 |
| CJPA/Tete'e Vaila'au Fa'asaina | 1,360,500 | 367,500 | 255,000 | 190,000 | 328,000 | 266,000 | 2,767,000 |
| TEMCO/Ofisa o le Kovana | 425,000 | 27,500 | 2,500 | 62,000 | 52,500 | 69,500 | 639,000 |
| Saogalemu o Alatele | 103,500 | 87,000 | 70,000 | 65,000 | 50,000 | 113,000 | 488,500 |
| MCSAP | 191,000 | 19,000 | 3,000 | 84,500 | 64,500 | 16,000 | 378,000 |
| Saogalemu o Va'a/DPS | 117,000 | 14,500 | 0 | 20,000 | 33,000 | 24,500 | 209,000 |
| Puipuiga mai Afimumu/USDA | 0 | 60,000 | 5,000 | 15,000 | 17,000 | 43,000 | 140,000 |
| NCHIP | 54,500 | 5,000 | 45,500 | 26,000 | 35,000 | 116,000 | 282,000 |
| FEMA-AFI | 3,000 | 30,000 | 40,000 | 26,000 | 25,000 | 41,000 | 165,000 |
| Foai mo DOE | 11,762,000 | 5,146,500 | 911,500 | 429,000 | 1,159,500 | 666,000 | 20,074,500 |
| Foai mo le Faletusi a Feleti Barstow | 0 | 72,000 | 0 | 24,000 | 20,000 | 0 | 116,000 |
| Puipuiga ma Puluvaiga | 308,500 | 13,500 | 28,500 | 55,500 | 125,500 | 13,000 | 544,500 |
| OPM/Suau'u Co-op | 134,000 | 16,500 | 22,000 | 11,500 | 2,069,000 | 3,000 | 2,256,000 |
| Ofisa o le Territori mo Suiga | 1,078,000 | 74,000 | 2,490,000 | 45,500 | 124,000 | 130,000 | 3,941,500 |
| Aofa'i Fesoasoani Malo Tele: | 24,434,000 | 6,765,300 | 8,939,000 | 1,952,850 | 15,905,500 | 1,891,500 | 59,888,150 |
| Galuega Tetele: | 0 | 0 | 10,140,000 | 0 | 0 | 0 | 10,140,000 |

| Matagaluega/Ofisa: | Talosaga Faavae | Interia | Aofaiga Fuafuaina | Foai Tupe | Paketi Taufaaofi TT 2003 | Paketi TT 2002 |
|--|--------------------|-------------------------|----------------------|----------------------|--------------------------------|-------------------|
| | | Foai Tupe Fesoasoani | | Faapitoa Feterale | | |
| Fono Faitulafono | 4,591,500 | 0 | 4,591,500 | 0 | 4,591,500 | 4,391,500 |
| Fa'amasinoga Maualuga | 0 | 868,000 | 868,000 | 0 | 868,000 | 822,000 |
| Fa'amasinoga Lotoifale | 820,000 | 0 | 820,000 | 0 | 820,000 | 800,000 |
| Aofa'i le Tumau Fono & Faamasinoga: | 5,411,500 | 868,000 | 6,279,500 | 0 | 6,279,500 | 6,013,500 |

| | | | | | | |
|----------------|-------------------|-------------------|-------------------|-------------------|--------------------|--------------------|
| AOFA'I: | 37,951,000 | 13,991,000 | 51,942,000 | 59,888,150 | 111,830,150 | 108,277,300 |
|----------------|-------------------|-------------------|-------------------|-------------------|--------------------|--------------------|

| Porokalama Fa'apitoa: | Talosaga Faavae | Interia | Aofaiga Fuafuaina | Foai Tupe | Paketi Taufaaofi TT 2003 | Paketi TT 2002 |
|--------------------------------------|--------------------|-------------------------|----------------------|----------------------|--------------------------------|-------------------|
| | | Foai Tupe Fesoasoani | | Faapitoa Feterale | | |
| Foai Tupe a le Pulega a le Falemai | 5,296,500 | 0 | 5,296,500 | 0 | 5,296,500 | 6,201,000 |
| BHE Foai Tupe Lautele | 2,138,750 | 0 | 2,138,750 | 0 | 2,138,750 | 2,138,750 |
| Teugatupe Fa'aleoleo | 150,000 | 0 | 150,000 | 0 | 150,000 | 100,000 |
| Nu'u Laiti/Vai | 100,000 | 0 | 100,000 | 0 | 100,000 | 100,000 |
| FMIS Komepiuta | 350,000 | 0 | 350,000 | 0 | 350,000 | 250,000 |
| Gaoloiga Fa'a-le-Aganu'u | 150,000 | 0 | 150,000 | 0 | 150,000 | 100,000 |
| Totogi o Inisua | 550,000 | 0 | 550,000 | 0 | 550,000 | 550,000 |
| Femalagaiga I le Motu o Swains | 40,000 | 0 | 40,000 | 0 | 40,000 | 34,500 |
| Komiti Pasi Laisene o Galuega | 20,000 | 0 | 20,000 | 0 | 20,000 | 18,000 |
| Palotaga o le Teritori | 130,000 | 0 | 130,000 | 0 | 130,000 | 100,000 |
| EOB Eletise/Vai | 300,000 | 0 | 300,000 | 0 | 300,000 | 300,000 |
| Lapisi o le Fagaloa | 85,000 | 0 | 85,000 | 0 | 85,000 | 85,000 |
| Pulega o le Taulaga | 100,000 | 0 | 100,000 | 0 | 100,000 | 100,000 |
| Oloa Totoe o le Malo Tele | 50,000 | 0 | 50,000 | 0 | 50,000 | 50,000 |
| Tupe foai mo Fa'atoaga | 50,000 | 0 | 50,000 | 0 | 50,000 | 50,000 |
| DOE Fa'aleleia o Fale | 900,000 | 0 | 900,000 | 0 | 900,000 | 900,000 |
| Aitalafu Tausaga Tuanai | 2,800,000 | 0 | 2,800,000 | 0 | 2,800,000 | 3,000,000 |
| Toefaavasegaina o Tautua o Galuega | 3,500,000 | 0 | 3,500,000 | 0 | 3,500,000 | 0 |
| Tupe toe fa'afai o Tupemaua a Tagata | 2,500,000 | 0 | 2,500,000 | 0 | 2,500,000 | 0 |
| Faamaumauga o Oloa (Fa'atauga) | 350,000 | 0 | 350,000 | 0 | 350,000 | 0 |
| Fesoasoani mo Aitalafu | 1,000,000 | 0 | 1,000,000 | 0 | 1,000,000 | 1,100,000 |
| Aofa'i Porokalama Fa'apitoa: | 20,560,250 | 0 | 20,560,250 | 0 | 20,560,250 | 17,177,250 |

| | | | | | | |
|--------------------------------|-------------------|-------------------|-------------------|-------------------|--------------------|--------------------|
| Aofa'i Galuega Fa'avae: | 58,511,250 | 13,991,000 | 72,502,250 | 59,888,150 | 132,390,400 | 125,454,550 |
|--------------------------------|-------------------|-------------------|-------------------|-------------------|--------------------|--------------------|

| | | | | | | |
|--------------------------------|----------|-------------------|-------------------|----------|-------------------|-------------------|
| Aofaiga Galuega Tetele: | 0 | 10,140,000 | 10,140,000 | 0 | 10,140,000 | 10,140,000 |
|--------------------------------|----------|-------------------|-------------------|----------|-------------------|-------------------|

| | | | | | | |
|---------------------------------|-------------------|-------------------|-------------------|-------------------|--------------------|--------------------|
| Aofaiga Tupe Fa'asoasoa: | 58,511,250 | 24,131,000 | 82,642,250 | 59,888,150 | 142,530,400 | 135,594,550 |
|---------------------------------|-------------------|-------------------|-------------------|-------------------|--------------------|--------------------|

| Teugatupe Tausi | Talosaga Faavae | Interia Foi Tupe Fesoasoani | Aofaiga Fuafuaina | Foi Tupe Faapitoa Feterale | Paketi Taufaaofi TT 2003 | Paketi TT 2002 |
|--------------------------------|--------------------|-----------------------------------|----------------------|----------------------------------|--------------------------------|--------------------|
| Pulega a le Falemai | 11,306,500 | 7,755,000 | 19,061,500 | 4,625,658 | 23,687,158 | 22,513,500 |
| Komiti o le Kolisi Tu'ufaatasi | 1,063,500 | 1,379,000 | 2,442,500 | 2,734,300 | 5,176,800 | 5,152,350 |
| Eletise Iutili - ASPA | 27,751,000 | 0 | 27,751,000 | 0 | 27,751,000 | 26,486,500 |
| Iutili o le Vai - ASPA | 4,223,936 | 0 | 4,223,936 | 0 | 4,223,936 | 4,903,000 |
| Suavaivale Lafoai - ASPA | 1,587,220 | 0 | 1,587,220 | 0 | 1,587,220 | 1,558,000 |
| Otaota Lafoai - ASPA | 2,180,400 | 0 | 2,180,400 | 0 | 2,180,400 | 2,195,000 |
| Pulega o Feso'ota'iga | 11,000,000 | 0 | 11,000,000 | 0 | 11,000,000 | 10,000,000 |
| Maketi Lautele | 125,000 | 0 | 125,000 | 0 | 125,000 | 125,000 |
| Malae Vaalele | 1,575,000 | 0 | 1,575,000 | 0 | 1,575,000 | 1,575,000 |
| Malae Tapolo | 106,500 | 0 | 106,500 | 0 | 106,500 | 131,500 |
| A'oga Aveta'avale | 111,000 | 0 | 111,000 | 0 | 111,000 | 97,500 |
| Teuteuina o Alatele | 580,000 | 0 | 580,000 | 0 | 580,000 | 496,500 |
| Teugatupe mo mea Faigaluega | 35,000 | 0 | 35,000 | 0 | 35,000 | 17,000 |
| Fale Nofo Totogi - DAS | 687,500 | 0 | 687,500 | 0 | 687,500 | 687,000 |
| Fale Lomi Tusi - DAS | 300,000 | 0 | 300,000 | 0 | 300,000 | 300,000 |
| Paka mo Pisini | 477,500 | 0 | 477,500 | 0 | 477,500 | 430,000 |
| Aofa'i Teugatupe Tausi: | 63,110,056 | 9,134,000 | 72,244,056 | 7,359,958 | 79,604,014 | 76,667,850 |
| TU'UFAATASIGA ATOA: | 121,621,306 | 33,265,000 | 154,886,306 | 67,248,108 | 222,134,414 | 212,262,400 |

| Matagaluega/Ofisa | Tagata Faigaluega | Oloa ma Sapalai | Galuega Konekarate | Malaga | Isi Mea Uma | Mea Faigaluega | Aofa'i |
|-------------------------|----------------------|--------------------|-----------------------|----------------|----------------|-------------------|------------------|
| Fono Faitulafono | 3,653,500 | 644,000 | 46,000 | 115,000 | 133,000 | 0 | 4,591,500 |
| Fa'amasinoga Maualuga | 785,000 | 14,000 | 10,000 | 18,500 | 40,500 | 0 | 868,000 |
| Fa'amasinoga Lotoifale | 687,000 | 12,500 | 37,000 | 18,500 | 65,000 | 0 | 820,000 |
| Aofa'i le Tumau: | 5,125,500 | 670,500 | 93,000 | 152,000 | 238,500 | 0 | 6,279,500 |

Porokalama Fa'apitoa:

| | | | | | | | |
|--|----------|----------|-------------------|----------|----------|----------|-------------------|
| Foai Tupe a le Puleaga a le Falemai | 0 | 0 | 5,296,500 | 0 | 0 | 0 | 5,296,500 |
| BHE Foai Tupe Lautele | 0 | 0 | 2,138,750 | 0 | 0 | 0 | 2,138,750 |
| Teugatupe Fa'aleoleo | 0 | 0 | 150,000 | 0 | 0 | 0 | 150,000 |
| Nu'u Laiti/Vai | 0 | 0 | 100,000 | 0 | 0 | 0 | 100,000 |
| FMIS (Komepiuta)IFAS | 0 | 0 | 350,000 | 0 | 0 | 0 | 350,000 |
| Gaoioiga Fa'a-le-Aganu'u | 0 | 0 | 150,000 | 0 | 0 | 0 | 150,000 |
| Totogi o Inisua | 0 | 0 | 550,000 | 0 | 0 | 0 | 550,000 |
| Femalagaiga I le Motu o Swains | 0 | 0 | 40,000 | 0 | 0 | 0 | 40,000 |
| Komiti Pasi Laisene o Galuega | 0 | 0 | 20,000 | 0 | 0 | 0 | 20,000 |
| Palotaga o le Teritori | 0 | 0 | 130,000 | 0 | 0 | 0 | 130,000 |
| EOB Eletise/Vai | 0 | 0 | 300,000 | 0 | 0 | 0 | 300,000 |
| Lapisi o le Fagaloa | 0 | 0 | 85,000 | 0 | 0 | 0 | 85,000 |
| Puleaga o le Taulaga | 0 | 0 | 100,000 | 0 | 0 | 0 | 100,000 |
| Oloa Totoe o le Malo Tele | 0 | 0 | 50,000 | 0 | 0 | 0 | 50,000 |
| Foai Tupe mo Fa'atoaga | 0 | 0 | 50,000 | 0 | 0 | 0 | 50,000 |
| DOE Fa'aleleia o Fale | 0 | 0 | 900,000 | 0 | 0 | 0 | 900,000 |
| Aitalafu Tausaga Tuanai | 0 | 0 | 2,800,000 | 0 | 0 | 0 | 2,800,000 |
| Toefaavasegaina o Tautua o Galuega | 0 | 0 | 3,500,000 | 0 | 0 | 0 | 3,500,000 |
| Tupe toe Fa'afoi o Tupemaua a Tagata | 0 | 0 | 2,500,000 | 0 | 0 | 0 | 2,500,000 |
| Faamaumauga o Oloa (Fa'atauga) | 0 | 0 | 350,000 | 0 | 0 | 0 | 350,000 |
| Fesoasoani mo Aitalafu | 0 | 0 | 1,000,000 | 0 | 0 | 0 | 1,000,000 |
| Aofa'i le tumau Porokalama Fa'apitoa: | 0 | 0 | 20,560,250 | 0 | 0 | 0 | 20,560,250 |

| | | | | | | | |
|---------------------------------|-------------------|------------------|-------------------|---|---|---|---|
| Aofa'i (Galuega Fa'avae) | 44,799,500 | 1,855,500 | 21,370,750 | 732,500 719,000 | 3,556,000 3,531,000 | 223,000 193,000 | 72,502,250 72,433,750 |
|---------------------------------|-------------------|------------------|-------------------|---|---|---|---|

Malo o Amerika Samoa
Tausaga Tupe 2003 Paketi Faaiu
TUPE UMA

| Matagaluega/Ofisa | Tagata Faigaluega | Oloa ma Sapalai | Galuega Konekarate | Malaga | Isi Mea Uma | Mea Faigaluega | Aofa'i |
|-------------------------------------|----------------------|--------------------|-----------------------|-------------------------------|-----------------------------------|-------------------------------|---|
| Matagaluega o A'oga | 15,756,000 | 45,500 | 0 | 0 | 206,000 | 0 | 16,007,500 |
| Tupe Fesoasoani o Aoga | 0 | 0 | 0 | 250,000 | 1,750,000 | 0 | 2,000,000 |
| Ofisa o Fa'asalalauga Lautele | 854,500 | 0 | 0 | 0 | 0 | 0 | 854,500 |
| Matagaluega o le Soifua Maloloina | 1,460,500 | 0 | 0 | 0 | 15,000 | 0 | 1,475,500 |
| Matagaluega o Fa'ato'aga | 697,000 | 19,500 | 8,000 | 2,500 | 30,000 | 0 | 757,000 |
| Matagaluega o Fefa'ataua'iga | 310,500 | 11,000 | 54,500 | 0 | 29,000 | 0 | 405,000 |
| Matagaluega Tau Tupulaga ma Tina | 136,500 | 3,000 | 2,000 | 2,000 | 4,000 | 0 | 147,500 |
| Tamaoaiga Sami ma Vaomatua | 123,000 | 0 | 0 | 0 | 0 | 0 | 123,000 |
| Puleaga o le Taulaga | 1,289,000 | 89,000 | 171,000 | 7,500 | 90,000 | 0 | 1,646,500 |
| Matagaluega o le Saogalemu Lautele | 3,653,500 | 247,500 | 60,000 | 5,000 | 245,000 | 6,000 | 4,217,000 |
| OTICIDE | 94,000 | 1,000 | 2,000 | 0 | 10,000 | 0 | 107,000 |
| Paka ma Ta'aloga | 486,500 | 31,000 | 4,500 | 14,000 | 47,000 | 0 | 583,000 |
| Ofisa o le Kovana | 1,184,000 | 119,000 | 236,000 | 184,000 | 330,000 | 28,000 | 2,081,000 |
| Matagaluega o Pulega o Tautua | 410,000 | 15,000 | 12,000 | 0 | 33,500 | 19,000 | 489,500 |
| Ofisa o Fa'atauga | 653,000 | 12,000 | 14,000 | 0 | 24,000 | 0 | 703,000 |
| Ofisa e Pulea Meatotino | 356,000 | 10,000 | 0 | 0 | 18,000 | 6,000 | 390,000 |
| Matagaluega o Tupe | 2,980,500 | 148,500 | 45,000 | 25,000 | 32,500 | 0 | 3,231,500 |
| Matagaluega Galuega Lautele | 3,861,000 | 308,500 | 29,000 | 18,000 | 122,500 | 96,000 | 4,435,000 |
| Matagaluega o Mata'upu tau Tulafono | 1,494,000 | 25,000 | 33,000 | 31,000 | 152,000 | 0 | 1,735,000 |
| Matagaluega o le Malo Lotoifale | 1,621,500 | 6,000 | 1,000 | 13,500 | 25,000 | 30,000 | 1,697,000 ^{1,628,500} |
| Matagaluega o Tagatafaigaluega | 850,500 | 10,500 | 3,000 | 0 | 7,000 | 5,000 | 876,000 |
| Ofisa o le Loia Fautua Lautele | 238,500 | 1,500 | 1,000 | 0 | 8,500 | 0 | 249,500 |
| Ofisa o le Su'etusi o le Teritori | 159,000 | 5,000 | 4,500 | 5,000 | 8,000 | 8,000 | 189,500 |
| Ofisa o Palota | 164,000 | 5,000 | 4,000 | 0 | 7,000 | 0 | 180,000 |
| Falemata'aga (Lotoifale) | 0 | 0 | 20,000 | 0 | 20,000 | 0 | 40,000 |
| Faamasino o Pulega | 144,000 | 9,500 | 0 | 5,000 | 23,500 | 0 | 182,000 |
| Faletusi Feleti Barstow | 200,500 | 45,000 | 10,000 | 0 | 45,000 | 0 | 300,500 |
| Ofisa o Fuafuaga & Paketi | 461,500 | 17,000 | 3,000 | 18,000 | 35,000 | 25,000 | 559,500 |
| Aofa'i le Tumau: | 39,639,000 | 1,185,000 | 717,500 | 580,500 567,000 | 3,317,500 3,292,500 | 223,000 193,000 | 45,662,500 45,594,000 |

| Teugatupe Tausi: | Tagata Faigaluega | Oloa ma Sapalai | Galuega Konekarate | Malaga | Isi Mea Uma | Mea Faigaluega | Aofa'i |
|--------------------------------|----------------------|--------------------|-----------------------|-----------------------------|------------------------------|-------------------|--------------------------------|
| Puleaga a le Falemai | 12,500,302 | 6,077,229 | 2,801,226 | 585,005 | 1,296,102 | 427,294 | 23,687,158 |
| Komiti o le Kolisi Tu'ufaatasi | 3,417,800 | 267,600 | 442,300 | 245,000 | 698,500 | 105,600 | 5,176,800 |
| Eletise Iutuli - ASPA | 4,767,500 | 16,036,000 | 1,420,500 | 142,500 | 5,074,500 | 310,000 | 27,751,000 |
| Suavaivale Lafoai - ASPA | 811,500 | 113,400 | 418,420 | 13,500 | 185,400 | 45,000 | 1,587,220 |
| Otaota Lafoai - ASPA | 244,000 | 75,800 | 1,697,700 | 14,000 | 76,500 | 72,400 | 2,180,400 |
| Iutuli o le Vai - ASPA | 1,223,000 | 896,836 | 1,314,900 | 70,000 | 589,200 | 130,000 | 4,223,936 |
| Puleaga o Feso'ota'iga | 3,170,000 | 650,000 | 250,000 | 150,000 | 4,180,000 | 2,600,000 | 11,000,000 |
| Maketi Lautele | 112,500 | 7,000 | 0 | 0 | 5,500 | 0 | 125,000 |
| Malae Va'alele | 1,305,000 | 40,000 | 60,000 | 15,000 | 130,000 | 25,000 | 1,575,000 |
| Malae Tapolo | 106,500 | 0 | 0 | 0 | 0 | 0 | 106,500 |
| A'oga Aveta'avale | 56,000 | 6,000 | 3,000 | 0 | 46,000 | 0 | 111,000 |
| Teuteuina o Alatele | 238,000 | 176,000 | 73,000 | 3,000 | 24,000 | 66,000 | 580,000 |
| Teugatupe mo Mea Faigaluega | 0 | 15,000 | 0 | 5,000 | 11,000 | 4,000 | 35,000 |
| Fale Nofo Totogi-DAS | 447,500 | 25,000 | 209,000 | 0 | 6,000 | 0 | 687,500 |
| Fale Lomi Tusi - DAS | 132,000 | 103,000 | 1,000 | 0 | 14,000 | 50,000 | 300,000 |
| Paka mo Pisinisi | 303,000 | 22,000 | 135,000 | 0 | 10,000 | 7,500 | 477,500 |
| Aofa'i Teugatupe Tausi: | 28,834,602 | 24,510,865 | 8,826,046 | 1,243,005 | 12,346,702 | 3,842,794 | 79,604,014 |
| Aofa'iga Atoa | 98,068,102 | 33,131,665 | 49,275,796 | 3,923,355 | 31,808,202 | 5,927,294 | -222,134,414 |
| | | | | <i>3,914,855</i> | <i>31,783,202</i> | | <i>222,065,914</i> |